

Teradata Vantage™ - Database Messages

Release 17.10




July 2021

Copyright and Trademarks

Copyright © 2000 - 2021 by Teradata. All Rights Reserved.

All copyrights and trademarks used in Teradata documentation are the property of their respective owners. For more information, see [Trademark Information](#).

Product Safety

| Safety type | Description |
|---|--|
|  | Indicates a situation which, if not avoided, could result in damage to property, such as to equipment or data, but not related to personal injury. |
|  | Indicates a hazardous situation which, if not avoided, could result in minor or moderate personal injury. |
|  | Indicates a hazardous situation which, if not avoided, could result in death or serious personal injury. |

Third-Party Materials

Non-Teradata (i.e., third-party) sites, documents or communications ("Third-party Materials") may be accessed or accessible (e.g., linked or posted) in or in connection with a Teradata site, document or communication. Such Third-party Materials are provided for your convenience only and do not imply any endorsement of any third party by Teradata or any endorsement of Teradata by such third party. Teradata is not responsible for the accuracy of any content contained within such Third-party Materials, which are provided on an "AS IS" basis by Teradata. Such third party is solely and directly responsible for its sites, documents and communications and any harm they may cause you or others.

Warranty Disclaimer

Except as may be provided in a separate written agreement with Teradata or required by applicable law, the information available from the Teradata Documentation website or contained in Teradata information products is provided on an "as-is" basis, without warranty of any kind, either express or implied, including the implied warranties of merchantability, fitness for a particular purpose, or noninfringement.

The information available from the Teradata Documentation website or contained in Teradata information products may contain references or cross-references to features, functions, products, or services that are not announced or available in your country. Such references do not imply that Teradata Corporation intends to announce such features, functions, products, or services in your country. Please consult your local Teradata Corporation representative for those features, functions, products, or services available in your country.

The information available from the Teradata Documentation website or contained in Teradata information products may be changed or updated by Teradata at any time without notice. Teradata may also make changes in the products or services described in this information at any time without notice.

Machine-Assisted Translation

Certain materials on this website have been translated using machine-assisted translation software/tools. Machine-assisted translations of any materials into languages other than English are intended solely as a convenience to the non-English-reading users and are not legally binding. Anybody relying on such information does so at his or her own risk. No automated translation is perfect nor is it intended to replace human translators. Teradata does not make any promises, assurances, or guarantees as to the accuracy of the machine-assisted translations provided. Teradata accepts no responsibility and shall not be liable for any damage or issues that may result from using such translations. Users are reminded to use the English contents.

Feedback

To maintain the quality of our products and services, e-mail your comments on the accuracy, clarity, organization, and value of this document to: docs@teradata.com.

Any comments or materials (collectively referred to as "Feedback") sent to Teradata Corporation will be deemed nonconfidential. Without any payment or other obligation of any kind and without any restriction of any kind, Teradata and its affiliates are hereby free to (1) reproduce, distribute, provide access to, publish, transmit, publicly display, publicly perform, and create derivative works of, the Feedback, (2) use any ideas, concepts, know-how, and techniques contained in such Feedback for any purpose whatsoever, including developing, manufacturing, and marketing products and services incorporating the Feedback, and (3) authorize others to do any or all of the above.

Contents

| | |
|---|------------|
| Chapter 1: Introduction to Database Messages | 140 |
| Contacting the Teradata Global Support Center and Teradata Support Representative | 140 |
| Chapter 2: Database Parallel Database Extensions (PDE) Messages | 141 |
| 10101 | 141 |
| 10102 | 141 |
| 10103 | 142 |
| 10104 | 142 |
| 10105 | 143 |
| 10106 | 143 |
| 10107 | 144 |
| 10108 | 145 |
| 10109 | 145 |
| 10111 | 146 |
| 10112 | 146 |
| 10113 | 147 |
| 10114 | 147 |
| 10115 | 148 |
| 10116 | 148 |
| 10117 | 149 |
| 10118 | 149 |
| 10119 | 150 |
| 10120 | 150 |
| 10121 | 151 |
| 10180 | 151 |
| 10181 | 152 |
| 10182 | 152 |
| 10183 | 153 |
| 10184 | 153 |
| 10185 | 154 |
| 10186 | 154 |
| 10187 | 155 |
| 10188 | 155 |
| 10189 | 156 |
| 10190 | 156 |
| 10191 | 157 |
| 10192 | 158 |
| 10193 | 158 |
| 10194 | 159 |

| | |
|-------|-----|
| 10195 | 159 |
| 10196 | 160 |
| 10197 | 161 |
| 10198 | 161 |
| 10199 | 162 |
| 10200 | 162 |
| 10201 | 163 |
| 10202 | 163 |
| 10204 | 164 |
| 10205 | 164 |
| 10300 | 165 |
| 10301 | 166 |
| 10302 | 166 |
| 10303 | 167 |
| 10304 | 167 |
| 10305 | 168 |
| 10306 | 168 |
| 10307 | 169 |
| 10308 | 170 |
| 10309 | 170 |
| 10310 | 171 |
| 10311 | 171 |
| 10312 | 172 |
| 10313 | 172 |
| 10314 | 173 |
| 10315 | 174 |
| 10316 | 174 |
| 10317 | 175 |
| 10318 | 175 |
| 10320 | 176 |
| 10321 | 176 |
| 10322 | 177 |
| 10325 | 177 |
| 10326 | 178 |
| 10327 | 178 |
| 10328 | 179 |
| 10329 | 179 |
| 10330 | 180 |
| 10331 | 180 |
| 10332 | 181 |
| 10333 | 181 |
| 10399 | 182 |
| 10402 | 182 |
| 10404 | 183 |
| 10405 | 184 |

| | |
|-------|-----|
| 10406 | 184 |
| 10408 | 185 |
| 10409 | 185 |
| 10410 | 186 |
| 10411 | 186 |
| 10414 | 187 |
| 10415 | 188 |
| 10416 | 188 |
| 10417 | 189 |
| 10418 | 189 |
| 10419 | 190 |
| 10420 | 190 |
| 10421 | 191 |
| 10422 | 191 |
| 10501 | 192 |
| 10502 | 193 |
| 10503 | 193 |
| 10504 | 194 |
| 10505 | 194 |
| 10506 | 195 |
| 10507 | 195 |
| 10508 | 196 |
| 10509 | 197 |
| 10510 | 197 |
| 10511 | 198 |
| 10512 | 198 |
| 10513 | 199 |
| 10514 | 200 |
| 10515 | 200 |
| 10516 | 201 |
| 10517 | 201 |
| 10518 | 202 |
| 10519 | 202 |
| 10520 | 203 |
| 10521 | 204 |
| 10522 | 204 |
| 10523 | 205 |
| 10524 | 205 |
| 10525 | 206 |
| 10526 | 206 |
| 10527 | 207 |
| 10528 | 207 |
| 10529 | 208 |
| 10530 | 209 |
| 10531 | 209 |

| | |
|-------|-----|
| 10532 | 210 |
| 10593 | 210 |
| 10596 | 211 |
| 10597 | 211 |
| 10599 | 212 |
| 10600 | 212 |
| 10601 | 213 |
| 10602 | 214 |
| 10603 | 214 |
| 10604 | 215 |
| 10605 | 215 |
| 10606 | 216 |
| 10607 | 216 |
| 10608 | 217 |
| 10609 | 217 |
| 10610 | 218 |
| 10611 | 219 |
| 10612 | 219 |
| 10613 | 220 |
| 10614 | 220 |
| 10615 | 221 |
| 10616 | 221 |
| 10617 | 222 |
| 10699 | 223 |
| 10800 | 223 |
| 10801 | 224 |
| 10802 | 224 |
| 10804 | 225 |
| 10805 | 225 |
| 10806 | 226 |
| 10807 | 226 |
| 10808 | 227 |
| 10810 | 228 |
| 10811 | 228 |
| 10812 | 229 |
| 10813 | 229 |
| 10814 | 230 |
| 10815 | 230 |
| 10816 | 231 |
| 10817 | 231 |
| 10818 | 232 |
| 10819 | 233 |
| 10820 | 233 |
| 10821 | 234 |
| 10854 | 234 |

| | |
|-------|-----|
| 10858 | 235 |
| 10859 | 235 |
| 10860 | 236 |
| 10861 | 236 |
| 10862 | 237 |
| 10863 | 238 |
| 10864 | 238 |
| 10865 | 239 |
| 10866 | 239 |
| 10900 | 240 |
| 10901 | 240 |
| 10902 | 241 |
| 10903 | 242 |
| 10904 | 242 |
| 10905 | 243 |
| 10906 | 243 |
| 10907 | 244 |
| 10908 | 244 |
| 10957 | 245 |
| 11000 | 246 |
| 11001 | 246 |
| 11002 | 247 |
| 11003 | 247 |
| 11004 | 248 |
| 11005 | 248 |
| 11006 | 249 |
| 11007 | 249 |
| 11008 | 250 |
| 11009 | 250 |
| 11010 | 251 |
| 11011 | 251 |
| 11012 | 252 |
| 11013 | 252 |
| 11014 | 253 |
| 11015 | 253 |
| 11016 | 254 |
| 11017 | 254 |
| 11018 | 255 |
| 11019 | 255 |
| 11020 | 256 |
| 11021 | 256 |
| 11022 | 257 |
| 11023 | 258 |
| 11024 | 258 |
| 11025 | 259 |

| | |
|-------|-----|
| 11026 | 259 |
| 11027 | 260 |
| 11028 | 260 |
| 11029 | 261 |
| 11030 | 261 |
| 11032 | 262 |
| 11035 | 262 |
| 11036 | 263 |
| 11037 | 263 |
| 11038 | 264 |
| 11039 | 264 |
| 11041 | 265 |
| 11042 | 265 |
| 11043 | 266 |
| 11045 | 266 |
| 11046 | 267 |
| 11071 | 268 |
| 11072 | 268 |
| 11073 | 269 |
| 11074 | 269 |
| 11075 | 270 |
| 11076 | 270 |
| 11077 | 271 |
| 11078 | 271 |
| 11079 | 272 |
| 11080 | 272 |
| 11081 | 273 |
| 11082 | 274 |
| 11084 | 274 |
| 11085 | 275 |
| 11086 | 276 |
| 11091 | 277 |
| 11093 | 277 |
| 11094 | 278 |
| 11095 | 278 |
| 11096 | 279 |
| 11097 | 279 |
| 11098 | 280 |
| 11099 | 280 |
| 11100 | 281 |
| 11101 | 281 |
| 11102 | 282 |
| 11104 | 283 |
| 11105 | 283 |
| 11107 | 284 |

| | |
|-------|-----|
| 11108 | 284 |
| 11109 | 285 |
| 11110 | 285 |
| 11121 | 286 |
| 11122 | 286 |
| 11207 | 287 |
| 11208 | 287 |
| 11209 | 288 |
| 11210 | 288 |
| 11211 | 289 |
| 11212 | 289 |
| 11213 | 290 |
| 11301 | 290 |
| 11310 | 291 |
| 11311 | 291 |
| 11312 | 292 |
| 11313 | 292 |
| 11314 | 293 |
| 11315 | 293 |
| 11316 | 294 |
| 11317 | 294 |
| 11318 | 295 |
| 11319 | 295 |
| 11320 | 296 |
| 11321 | 296 |
| 11323 | 297 |
| 11324 | 297 |
| 11325 | 298 |
| 11326 | 298 |
| 11327 | 299 |
| 11328 | 299 |
| 11329 | 300 |
| 11330 | 300 |
| 11331 | 301 |
| 11332 | 301 |
| 11333 | 302 |
| 11334 | 302 |
| 11335 | 303 |
| 11336 | 303 |
| 11337 | 304 |
| 11338 | 304 |
| 11339 | 305 |
| 11340 | 305 |
| 11341 | 306 |
| 11342 | 306 |

| | |
|-------|-----|
| 11343 | 307 |
| 11344 | 307 |
| 11345 | 308 |
| 11346 | 308 |
| 11347 | 309 |
| 11348 | 309 |
| 11349 | 310 |
| 11350 | 310 |
| 11352 | 311 |
| 11354 | 311 |
| 11355 | 312 |
| 11356 | 312 |
| 11357 | 313 |
| 11358 | 313 |
| 11359 | 314 |
| 11360 | 314 |
| 11361 | 315 |
| 11362 | 315 |
| 11363 | 316 |
| 11364 | 316 |
| 11365 | 317 |
| 11401 | 318 |
| 11403 | 318 |
| 11404 | 319 |
| 11405 | 319 |
| 11413 | 320 |
| 11414 | 320 |
| 11415 | 321 |
| 11416 | 321 |
| 11418 | 322 |
| 11419 | 323 |
| 11420 | 323 |
| 11421 | 324 |
| 11430 | 324 |
| 11431 | 325 |
| 11432 | 326 |
| 11440 | 326 |
| 11441 | 327 |
| 11449 | 327 |
| 11450 | 328 |
| 11451 | 328 |
| 11452 | 329 |
| 11453 | 329 |
| 11454 | 330 |
| 11455 | 330 |

| | |
|-------|-----|
| 11456 | 331 |
| 11457 | 331 |
| 11458 | 332 |
| 11460 | 333 |
| 11461 | 333 |
| 11462 | 334 |
| 11463 | 334 |
| 11464 | 335 |
| 11465 | 335 |
| 11466 | 336 |
| 11467 | 337 |
| 11468 | 337 |
| 11469 | 338 |
| 11470 | 338 |
| 11471 | 339 |
| 11472 | 339 |
| 11473 | 340 |
| 11500 | 340 |
| 11501 | 341 |
| 11502 | 341 |
| 11503 | 342 |
| 11504 | 342 |
| 11505 | 343 |
| 11506 | 343 |
| 11507 | 344 |
| 11508 | 344 |
| 11509 | 345 |
| 11510 | 345 |
| 11511 | 346 |
| 11512 | 346 |
| 11513 | 347 |
| 11514 | 348 |
| 11515 | 348 |
| 11516 | 349 |
| 11517 | 349 |
| 11550 | 350 |
| 11551 | 350 |
| 11552 | 351 |
| 11553 | 351 |
| 11554 | 352 |
| 11555 | 352 |
| 11557 | 353 |
| 11559 | 354 |
| 11560 | 354 |
| 11561 | 355 |

| | |
|-------|-----|
| 11562 | 355 |
| 11563 | 356 |
| 11564 | 356 |
| 11565 | 357 |
| 11569 | 357 |
| 11570 | 358 |
| 11571 | 359 |
| 11574 | 359 |
| 11575 | 360 |
| 11576 | 360 |
| 11579 | 361 |
| 11581 | 361 |
| 11582 | 362 |
| 11583 | 362 |
| 11584 | 363 |
| 11585 | 363 |
| 11586 | 364 |
| 11587 | 365 |
| 11589 | 365 |
| 11590 | 366 |
| 11591 | 366 |
| 11593 | 367 |
| 11594 | 367 |
| 11598 | 368 |
| 11599 | 368 |
| 11600 | 369 |
| 11800 | 369 |
| 11801 | 370 |
| 11802 | 371 |
| 11803 | 371 |
| 11804 | 372 |
| 11805 | 372 |
| 11806 | 373 |
| 11807 | 373 |
| 11853 | 374 |
| 11855 | 375 |
| 11859 | 375 |
| 11901 | 376 |
| 11902 | 376 |
| 11903 | 377 |
| 11904 | 377 |
| 11905 | 378 |
| 11906 | 379 |
| 11910 | 379 |
| 11911 | 380 |

| | |
|-------|-----|
| 11913 | 380 |
| 11914 | 381 |
| 11916 | 381 |
| 11918 | 382 |
| 11919 | 383 |
| 11920 | 383 |
| 11921 | 384 |
| 11923 | 384 |
| 11927 | 385 |
| 11928 | 385 |
| 11929 | 386 |
| 11930 | 387 |
| 11932 | 387 |
| 11934 | 388 |
| 11935 | 388 |
| 11937 | 389 |
| 11940 | 389 |
| 11942 | 390 |
| 11943 | 391 |
| 11944 | 391 |
| 11945 | 392 |
| 11947 | 392 |
| 11948 | 393 |
| 11949 | 393 |
| 11950 | 394 |
| 11951 | 395 |
| 11960 | 395 |
| 11968 | 396 |
| 11969 | 396 |
| 11970 | 397 |
| 11971 | 398 |
| 11972 | 398 |
| 11973 | 399 |
| 11974 | 399 |
| 11976 | 400 |
| 11977 | 400 |
| 11978 | 401 |
| 11979 | 401 |
| 11980 | 402 |
| 11981 | 402 |
| 11982 | 403 |
| 11983 | 403 |
| 11984 | 404 |
| 11985 | 404 |
| 11986 | 405 |

| | |
|-------|-----|
| 11987 | 405 |
| 11988 | 406 |
| 11989 | 406 |
| 11990 | 407 |
| 11991 | 407 |
| 11992 | 408 |
| 11993 | 409 |
| 11994 | 409 |
| 11995 | 410 |
| 11998 | 410 |
| 11999 | 411 |
| 12000 | 411 |
| 12001 | 412 |
| 12010 | 412 |
| 12100 | 413 |
| 12101 | 413 |
| 12102 | 414 |
| 12103 | 414 |
| 12104 | 415 |
| 12105 | 416 |
| 12106 | 416 |
| 12107 | 417 |
| 12108 | 417 |
| 12109 | 418 |
| 12110 | 418 |
| 12111 | 419 |
| 12112 | 420 |
| 12113 | 420 |
| 12114 | 421 |
| 12115 | 421 |
| 12116 | 422 |
| 12122 | 422 |
| 12123 | 423 |
| 12124 | 423 |
| 12126 | 424 |
| 12127 | 425 |
| 12128 | 425 |
| 12130 | 426 |
| 12131 | 426 |
| 12132 | 427 |
| 12139 | 427 |
| 12160 | 428 |
| 12192 | 429 |
| 12193 | 429 |
| 12194 | 430 |

| | |
|-------|-----|
| 12195 | 430 |
| 12196 | 431 |
| 12198 | 431 |
| 12199 | 432 |
| 12300 | 432 |
| 12301 | 433 |
| 12302 | 433 |
| 12303 | 434 |
| 12911 | 434 |
| 12914 | 435 |
| 13003 | 435 |
| 13004 | 436 |
| 13005 | 436 |
| 13006 | 437 |
| 13007 | 438 |
| 13008 | 438 |
| 13009 | 439 |
| 13010 | 439 |
| 13011 | 440 |
| 13012 | 440 |
| 13013 | 441 |
| 13014 | 441 |
| 13015 | 442 |
| 13016 | 442 |
| 13017 | 443 |
| 13018 | 443 |
| 13020 | 444 |
| 13021 | 445 |
| 13022 | 445 |
| 13023 | 446 |
| 13100 | 446 |
| 13101 | 447 |
| 13102 | 447 |
| 13103 | 448 |
| 13104 | 448 |
| 13105 | 449 |
| 13106 | 449 |
| 13107 | 450 |
| 13108 | 450 |
| 13109 | 451 |
| 13374 | 451 |
| 13378 | 452 |
| 13379 | 452 |
| 13380 | 453 |
| 13381 | 454 |

| | |
|-------|-----|
| 13382 | 454 |
| 13383 | 455 |
| 13384 | 455 |
| 13385 | 456 |
| 13386 | 456 |
| 13387 | 457 |
| 13388 | 457 |
| 13389 | 458 |
| 13390 | 459 |
| 13391 | 459 |
| 13392 | 460 |
| 13393 | 460 |
| 13394 | 461 |
| 13395 | 461 |
| 13397 | 462 |
| 13398 | 462 |
| 13407 | 463 |
| 13414 | 464 |
| 13418 | 464 |
| 13419 | 465 |
| 13420 | 465 |
| 13426 | 466 |
| 13429 | 466 |
| 13430 | 467 |
| 13431 | 467 |
| 13434 | 468 |
| 13451 | 468 |
| 13452 | 469 |
| 13460 | 470 |
| 13464 | 470 |
| 13468 | 471 |
| 13477 | 471 |
| 13480 | 472 |
| 13482 | 472 |
| 13484 | 473 |
| 13485 | 473 |
| 13486 | 474 |
| 13487 | 475 |
| 13488 | 475 |
| 13489 | 476 |
| 13490 | 476 |
| 13491 | 477 |
| 13600 | 477 |
| 13602 | 478 |
| 13604 | 478 |

| | |
|-------|-----|
| 13605 | 479 |
| 13606 | 480 |
| 13699 | 480 |
| 13700 | 481 |
| 13701 | 481 |
| 13707 | 482 |
| 13709 | 483 |
| 13711 | 483 |
| 13713 | 484 |
| 13715 | 484 |
| 13716 | 485 |
| 13717 | 485 |
| 13718 | 486 |
| 13720 | 487 |
| 13721 | 487 |
| 13724 | 488 |
| 13725 | 489 |
| 13726 | 489 |
| 13727 | 490 |
| 13728 | 490 |
| 13729 | 491 |
| 13730 | 492 |
| 13731 | 492 |
| 13732 | 493 |
| 13733 | 494 |
| 13736 | 494 |
| 13742 | 495 |
| 13743 | 495 |
| 13744 | 496 |
| 13745 | 497 |
| 13746 | 497 |
| 13748 | 498 |
| 13749 | 498 |
| 13755 | 499 |
| 13759 | 500 |
| 13760 | 500 |
| 13761 | 501 |
| 13763 | 501 |
| 13764 | 502 |
| 13765 | 503 |
| 13766 | 503 |
| 13767 | 504 |
| 13768 | 504 |
| 13770 | 505 |
| 13771 | 505 |

| | |
|-------|-----|
| 13772 | 506 |
| 13773 | 506 |
| 13800 | 507 |
| 13802 | 507 |
| 13804 | 508 |
| 13805 | 509 |
| 13806 | 509 |
| 13807 | 510 |
| 13809 | 511 |
| 13810 | 511 |
| 13811 | 512 |
| 13815 | 512 |
| 13816 | 513 |
| 13821 | 514 |
| 13823 | 514 |
| 13824 | 515 |
| 13825 | 515 |
| 13826 | 516 |
| 13827 | 517 |
| 13828 | 517 |
| 13829 | 518 |
| 13830 | 519 |
| 13831 | 519 |
| 13833 | 520 |
| 13837 | 520 |
| 13838 | 521 |
| 13839 | 522 |
| 13840 | 522 |
| 13841 | 523 |
| 13842 | 524 |
| 13843 | 524 |
| 13844 | 525 |
| 13847 | 526 |
| 13848 | 526 |
| 13849 | 527 |
| 13853 | 527 |
| 13857 | 528 |
| 13858 | 528 |
| 13859 | 529 |
| 13860 | 530 |
| 13862 | 530 |
| 13863 | 531 |
| 13864 | 531 |
| 13865 | 532 |
| 13866 | 533 |

| | |
|-------|-----|
| 13867 | 533 |
| 13868 | 534 |
| 13869 | 535 |
| 13870 | 535 |
| 13871 | 536 |
| 13872 | 536 |
| 13873 | 537 |
| 13874 | 537 |
| 13875 | 538 |
| 13876 | 538 |
| 13877 | 539 |
| 13878 | 539 |
| 13880 | 540 |
| 13881 | 541 |
| 13883 | 541 |
| 13884 | 542 |
| 13888 | 542 |
| 13889 | 543 |
| 13890 | 543 |
| 13891 | 544 |
| 13895 | 544 |
| 13896 | 545 |
| 13897 | 546 |
| 13898 | 546 |
| 13899 | 547 |
| 13900 | 547 |
| 13901 | 548 |
| 13902 | 548 |
| 13903 | 549 |
| 13904 | 549 |
| 13905 | 550 |
| 13906 | 550 |
| 13907 | 551 |
| 13908 | 551 |
| 13909 | 552 |
| 13910 | 552 |
| 14000 | 553 |
| 14001 | 553 |
| 14002 | 554 |
| 14003 | 554 |
| 14004 | 555 |
| 14005 | 555 |
| 14006 | 556 |
| 14007 | 556 |
| 14008 | 557 |

| | |
|-------|-----|
| 14009 | 557 |
| 14010 | 558 |
| 14011 | 558 |
| 14012 | 559 |
| 14013 | 559 |
| 14014 | 560 |
| 14015 | 560 |
| 14016 | 561 |
| 14017 | 561 |
| 14018 | 562 |
| 14019 | 562 |
| 14020 | 563 |
| 14021 | 563 |
| 14022 | 564 |
| 14023 | 564 |
| 14024 | 565 |
| 14025 | 565 |
| 14026 | 566 |
| 14027 | 566 |
| 14028 | 567 |
| 14029 | 567 |
| 14030 | 568 |
| 14031 | 568 |
| 14032 | 569 |
| 14033 | 569 |
| 14034 | 570 |
| 14035 | 570 |
| 14036 | 571 |
| 14037 | 571 |
| 14038 | 572 |
| 14039 | 572 |
| 14040 | 573 |
| 14041 | 573 |
| 14042 | 574 |
| 14043 | 574 |
| 14044 | 575 |
| 14045 | 575 |
| 14046 | 576 |
| 14047 | 576 |
| 14048 | 577 |
| 14049 | 577 |
| 14050 | 578 |
| 14051 | 578 |
| 14052 | 579 |
| 14053 | 579 |

| | |
|-------|-----|
| 14054 | 580 |
| 14055 | 580 |
| 14056 | 581 |
| 14057 | 581 |
| 14058 | 582 |
| 14059 | 582 |
| 14060 | 583 |
| 14061 | 584 |
| 14062 | 584 |
| 14063 | 585 |
| 14064 | 585 |
| 14065 | 586 |
| 14066 | 586 |
| 14067 | 587 |
| 14068 | 587 |
| 14069 | 588 |
| 14070 | 588 |
| 14071 | 589 |
| 14072 | 589 |
| 14073 | 590 |
| 14074 | 590 |
| 14075 | 591 |
| 14076 | 591 |
| 14077 | 592 |
| 14078 | 593 |
| 14079 | 593 |
| 14080 | 594 |
| 14081 | 594 |
| 14082 | 595 |
| 14083 | 595 |
| 14084 | 596 |
| 14085 | 596 |
| 14086 | 597 |
| 14087 | 597 |
| 14088 | 598 |
| 14089 | 598 |
| 14090 | 599 |
| 14091 | 599 |
| 14092 | 600 |
| 14093 | 600 |
| 14094 | 601 |
| 14095 | 601 |
| 14096 | 602 |
| 14097 | 602 |
| 14098 | 603 |

| | |
|-------|-----|
| 14099 | 603 |
| 14100 | 604 |
| 14101 | 604 |
| 14102 | 605 |
| 14103 | 605 |
| 14104 | 606 |
| 14105 | 606 |
| 14106 | 607 |
| 14107 | 607 |
| 14108 | 608 |
| 14109 | 608 |
| 14110 | 609 |
| 14111 | 609 |
| 14112 | 610 |
| 14500 | 610 |
| 14501 | 611 |
| 14502 | 611 |
| 14503 | 612 |
| 14504 | 613 |
| 14505 | 613 |
| 14506 | 614 |
| 14507 | 614 |
| 14508 | 615 |
| 14509 | 615 |
| 15000 | 616 |
| 15001 | 616 |
| 15002 | 617 |
| 15003 | 617 |
| 15004 | 618 |
| 15005 | 619 |
| 15006 | 619 |
| 15007 | 620 |
| 15008 | 620 |
| 15009 | 621 |
| 15010 | 621 |
| 15011 | 622 |
| 15012 | 622 |
| 15013 | 623 |
| 15014 | 624 |
| 15015 | 624 |
| 15016 | 625 |
| 15017 | 625 |
| 15018 | 626 |
| 15019 | 626 |
| 15020 | 627 |

| | |
|-------|-----|
| 15021 | 627 |
| 15022 | 628 |
| 15023 | 628 |
| 15024 | 629 |
| 15025 | 629 |
| 15026 | 630 |
| 15027 | 631 |
| 15028 | 631 |
| 15029 | 632 |
| 15030 | 632 |
| 15031 | 633 |
| 15032 | 633 |
| 15033 | 634 |
| 15034 | 634 |
| 15035 | 635 |
| 15036 | 636 |
| 15037 | 636 |
| 15038 | 637 |
| 15039 | 637 |
| 15040 | 638 |
| 15041 | 638 |
| 15042 | 639 |
| 15043 | 639 |
| 15044 | 640 |
| 15045 | 641 |
| 15047 | 641 |
| 15048 | 642 |
| 15049 | 642 |
| 15050 | 643 |
| 15051 | 643 |
| 15052 | 644 |
| 15053 | 644 |
| 15054 | 645 |
| 15055 | 645 |
| 15056 | 646 |
| 15057 | 646 |
| 15058 | 647 |
| 15059 | 648 |
| 15060 | 648 |
| 15061 | 649 |
| 15062 | 649 |
| 15063 | 650 |
| 15064 | 651 |
| 15065 | 651 |
| 15066 | 652 |

| | |
|-------|-----|
| 15067 | 652 |
| 15068 | 653 |
| 15069 | 654 |
| 15070 | 654 |
| 15071 | 655 |
| 15072 | 655 |
| 15073 | 656 |
| 15074 | 657 |
| 15075 | 657 |
| 15076 | 658 |
| 15077 | 658 |
| 15078 | 659 |
| 15079 | 659 |
| 15080 | 660 |
| 15081 | 660 |
| 15082 | 661 |
| 15083 | 661 |
| 15084 | 662 |
| 15085 | 662 |
| 15086 | 663 |
| 15087 | 664 |
| 15088 | 664 |
| 15089 | 665 |
| 15090 | 665 |
| 15091 | 666 |
| 15500 | 666 |
| 15501 | 667 |
| 15502 | 667 |
| 15503 | 668 |
| 15504 | 668 |
| 15505 | 669 |
| 15506 | 669 |
| 15507 | 670 |
| 15508 | 670 |
| 15509 | 671 |
| 15510 | 671 |
| 15511 | 672 |
| 15512 | 672 |
| 15513 | 673 |
| 15514 | 673 |
| 15515 | 674 |
| 15516 | 674 |
| 16000 | 675 |
| 16001 | 675 |
| 16002 | 676 |

| | |
|-------|-----|
| 16003 | 676 |
| 16004 | 677 |
| 16005 | 677 |
| 16006 | 678 |
| 16007 | 678 |
| 16008 | 679 |
| 16009 | 679 |
| 16010 | 680 |
| 16011 | 680 |
| 16012 | 681 |
| 16013 | 681 |
| 16014 | 682 |
| 16015 | 682 |
| 16016 | 683 |
| 16017 | 683 |
| 16018 | 684 |
| 16019 | 684 |
| 16020 | 685 |
| 16021 | 685 |
| 16022 | 686 |
| 16023 | 686 |
| 16024 | 687 |
| 16025 | 687 |
| 16026 | 688 |
| 16027 | 688 |
| 16028 | 689 |
| 16029 | 689 |
| 16030 | 690 |
| 16031 | 690 |
| 16032 | 691 |
| 16033 | 691 |
| 16034 | 692 |
| 16035 | 692 |
| 16036 | 693 |
| 16037 | 693 |
| 16038 | 694 |
| 16039 | 694 |
| 16040 | 695 |
| 16041 | 695 |
| 16042 | 696 |
| 16043 | 696 |
| 16044 | 697 |
| 16045 | 697 |
| 16046 | 698 |
| 16047 | 698 |

| | |
|---|------------|
| 16048 | 699 |
| 16049 | 699 |
| 16050 | 700 |
| 16051 | 700 |
| 16052 | 701 |
| 16053 | 701 |
| 16054 | 702 |
| 16055 | 702 |
| 16056 | 703 |
| 16057 | 703 |
| 16058 | 704 |
| 16059 | 704 |
| 16060 | 705 |
| 16061 | 706 |
| 16999 | 706 |
| Chapter 3: Database Gateway Messages | 708 |
| 06210 | 708 |
| 08000 | 708 |
| 08001 | 709 |
| 08002 | 709 |
| 08003 | 710 |
| 08004 | 710 |
| 08005 | 711 |
| 08006 | 711 |
| 08007 | 712 |
| 08008 | 712 |
| 08009 | 713 |
| 08010 | 713 |
| 08011 | 714 |
| 08012 | 714 |
| 08013 | 715 |
| 08014 | 715 |
| 08016 | 716 |
| 08017 | 716 |
| 08018 | 717 |
| 08019 | 718 |
| 08022 | 718 |
| 08024 | 719 |
| 08025 | 719 |
| 08026 | 720 |
| 08028 | 720 |
| 08029 | 721 |
| 08031 | 721 |
| 08033 | 722 |

| | |
|-------|-----|
| 08035 | 722 |
| 08036 | 723 |
| 08038 | 724 |
| 08039 | 724 |
| 08040 | 725 |
| 08041 | 725 |
| 08045 | 726 |
| 08050 | 726 |
| 08053 | 726 |
| 08054 | 727 |
| 08055 | 728 |
| 08056 | 728 |
| 08057 | 729 |
| 08058 | 730 |
| 08059 | 730 |
| 08060 | 731 |
| 08061 | 731 |
| 08062 | 732 |
| 08063 | 733 |
| 08064 | 733 |
| 08065 | 734 |
| 08066 | 734 |
| 08067 | 735 |
| 08068 | 735 |
| 08069 | 736 |
| 08070 | 736 |
| 08071 | 737 |
| 08072 | 738 |
| 08073 | 738 |
| 08074 | 739 |
| 08075 | 739 |
| 08076 | 740 |
| 08077 | 740 |
| 08078 | 741 |
| 08079 | 741 |
| 08080 | 742 |
| 08081 | 742 |
| 08082 | 743 |
| 08083 | 743 |
| 08084 | 744 |
| 08085 | 744 |
| 08086 | 745 |
| 08087 | 746 |
| 08088 | 746 |
| 08089 | 747 |

| | |
|---|------------|
| 08090 | 747 |
| 08091 | 748 |
| 08092 | 748 |
| 08093 | 749 |
| 08094 | 750 |
| 08095 | 750 |
| 08096 | 751 |
| 08097 | 751 |
| 08098 | 752 |
| 08099 | 752 |
| Chapter 4: Database Messages | 754 |
| 1001 | 754 |
| 1002 | 754 |
| 1003 | 755 |
| 1004 | 755 |
| 1005 | 756 |
| 1006 | 756 |
| 1007 | 757 |
| 1008 | 757 |
| 1009 | 758 |
| 1010 | 758 |
| 1011 | 759 |
| 1012 | 759 |
| 1013 | 760 |
| 1014 | 760 |
| 1015 | 761 |
| 1016 | 761 |
| 1017 | 762 |
| 1018 | 762 |
| 1019 | 763 |
| 1020 | 763 |
| 1021 | 764 |
| 1022 | 764 |
| 1023 | 765 |
| 1024 | 765 |
| 1025 | 766 |
| 1026 | 766 |
| 1027 | 767 |
| 1028 | 767 |
| 1029 | 768 |
| 1030 | 768 |
| 1031 | 769 |
| 1032 | 769 |
| 1033 | 770 |

| | |
|------|-----|
| 1034 | 770 |
| 1035 | 771 |
| 1036 | 771 |
| 1037 | 772 |
| 1038 | 772 |
| 1039 | 773 |
| 1040 | 773 |
| 1041 | 774 |
| 1042 | 774 |
| 1043 | 775 |
| 1044 | 775 |
| 1045 | 776 |
| 1046 | 777 |
| 1047 | 777 |
| 1048 | 778 |
| 1049 | 778 |
| 1050 | 779 |
| 1051 | 779 |
| 1052 | 780 |
| 1053 | 780 |
| 1055 | 781 |
| 1056 | 781 |
| 1057 | 782 |
| 1058 | 783 |
| 1060 | 783 |
| 1061 | 784 |
| 1062 | 784 |
| 1063 | 785 |
| 1064 | 785 |
| 1065 | 786 |
| 1066 | 786 |
| 1067 | 787 |
| 1068 | 787 |
| 1069 | 788 |
| 1070 | 788 |
| 1071 | 789 |
| 1072 | 789 |
| 1073 | 790 |
| 1074 | 790 |
| 1075 | 791 |
| 1078 | 791 |
| 1079 | 792 |
| 1080 | 792 |
| 1081 | 793 |
| 1082 | 793 |

| | |
|------|-----|
| 1083 | 794 |
| 1084 | 794 |
| 1085 | 795 |
| 1086 | 795 |
| 1087 | 796 |
| 1088 | 796 |
| 1089 | 797 |
| 1090 | 797 |
| 1091 | 798 |
| 1092 | 798 |
| 1093 | 799 |
| 1094 | 799 |
| 1095 | 800 |
| 1096 | 800 |
| 1097 | 801 |
| 1098 | 801 |
| 1100 | 802 |
| 1101 | 802 |
| 1102 | 803 |
| 1103 | 803 |
| 1104 | 804 |
| 1105 | 804 |
| 1106 | 805 |
| 1107 | 805 |
| 1108 | 806 |
| 1109 | 806 |
| 1110 | 807 |
| 1111 | 807 |
| 1112 | 808 |
| 1113 | 808 |
| 1115 | 809 |
| 1116 | 809 |
| 1120 | 810 |
| 1121 | 810 |
| 1122 | 811 |
| 1123 | 811 |
| 1124 | 812 |
| 1125 | 812 |
| 1126 | 813 |
| 1127 | 813 |
| 1128 | 814 |
| 1129 | 814 |
| 1130 | 815 |
| 1131 | 815 |
| 1132 | 816 |

| | |
|------|-----|
| 1133 | 816 |
| 1134 | 817 |
| 1135 | 817 |
| 1136 | 818 |
| 1137 | 818 |
| 1138 | 819 |
| 1139 | 819 |
| 1140 | 820 |
| 1141 | 820 |
| 1142 | 821 |
| 1143 | 821 |
| 1144 | 822 |
| 1145 | 822 |
| 1146 | 823 |
| 1147 | 823 |
| 1148 | 824 |
| 1149 | 824 |
| 1150 | 825 |
| 1151 | 825 |
| 1152 | 826 |
| 1153 | 826 |
| 1154 | 827 |
| 1155 | 827 |
| 1156 | 828 |
| 1157 | 829 |
| 1158 | 829 |
| 1159 | 830 |
| 1160 | 830 |
| 1161 | 831 |
| 1162 | 831 |
| 1163 | 832 |
| 1164 | 832 |
| 1165 | 833 |
| 1166 | 833 |
| 1167 | 834 |
| 1168 | 834 |
| 1169 | 835 |
| 1170 | 835 |
| 1171 | 836 |
| 1172 | 837 |
| 1173 | 837 |
| 1174 | 838 |
| 1176 | 838 |
| 1177 | 839 |
| 1178 | 839 |

| | |
|------|-----|
| 1179 | 840 |
| 1180 | 840 |
| 1181 | 841 |
| 1182 | 841 |
| 1183 | 842 |
| 1184 | 842 |
| 1185 | 843 |
| 1186 | 843 |
| 1187 | 844 |
| 1188 | 844 |
| 1189 | 845 |
| 1190 | 845 |
| 1191 | 846 |
| 1192 | 847 |
| 1193 | 847 |
| 1194 | 848 |
| 1195 | 849 |
| 1196 | 849 |
| 1197 | 850 |
| 1198 | 850 |
| 1199 | 851 |
| 1202 | 851 |
| 1203 | 852 |
| 1204 | 853 |
| 1205 | 853 |
| 1206 | 854 |
| 1207 | 854 |
| 1208 | 855 |
| 1209 | 855 |
| 1210 | 856 |
| 1211 | 857 |
| 1212 | 857 |
| 1213 | 858 |
| 1214 | 858 |
| 1215 | 859 |
| 1216 | 859 |
| 2147 | 860 |
| 2148 | 860 |
| 2149 | 861 |
| 2504 | 861 |
| 2507 | 862 |
| 2509 | 862 |
| 2511 | 863 |
| 2513 | 864 |
| 2514 | 864 |

| | |
|------|-----|
| 2515 | 865 |
| 2516 | 865 |
| 2517 | 866 |
| 2518 | 866 |
| 2519 | 867 |
| 2520 | 867 |
| 2525 | 868 |
| 2530 | 868 |
| 2531 | 869 |
| 2532 | 869 |
| 2533 | 870 |
| 2534 | 870 |
| 2536 | 871 |
| 2537 | 872 |
| 2538 | 873 |
| 2542 | 873 |
| 2543 | 874 |
| 2544 | 874 |
| 2545 | 875 |
| 2549 | 875 |
| 2550 | 876 |
| 2551 | 876 |
| 2552 | 877 |
| 2553 | 877 |
| 2554 | 878 |
| 2555 | 879 |
| 2556 | 879 |
| 2557 | 880 |
| 2558 | 880 |
| 2559 | 881 |
| 2560 | 881 |
| 2561 | 882 |
| 2562 | 882 |
| 2563 | 883 |
| 2565 | 883 |
| 2566 | 884 |
| 2567 | 884 |
| 2570 | 885 |
| 2571 | 885 |
| 2572 | 886 |
| 2573 | 886 |
| 2574 | 887 |
| 2575 | 887 |
| 2576 | 888 |
| 2578 | 888 |

| | |
|------|-----|
| 2579 | 889 |
| 2580 | 890 |
| 2581 | 890 |
| 2582 | 890 |
| 2583 | 891 |
| 2585 | 892 |
| 2586 | 892 |
| 2587 | 893 |
| 2588 | 893 |
| 2589 | 894 |
| 2590 | 894 |
| 2591 | 895 |
| 2592 | 896 |
| 2593 | 896 |
| 2594 | 897 |
| 2595 | 897 |
| 2596 | 898 |
| 2597 | 898 |
| 2598 | 899 |
| 2599 | 899 |
| 2600 | 900 |
| 2601 | 900 |
| 2602 | 901 |
| 2603 | 902 |
| 2604 | 902 |
| 2605 | 903 |
| 2606 | 903 |
| 2607 | 904 |
| 2608 | 904 |
| 2609 | 905 |
| 2610 | 905 |
| 2611 | 906 |
| 2612 | 906 |
| 2613 | 907 |
| 2614 | 907 |
| 2615 | 908 |
| 2616 | 908 |
| 2617 | 909 |
| 2618 | 909 |
| 2619 | 910 |
| 2620 | 910 |
| 2621 | 911 |
| 2622 | 912 |
| 2623 | 912 |
| 2624 | 913 |

| | |
|------|-----|
| 2625 | 913 |
| 2626 | 914 |
| 2627 | 914 |
| 2628 | 915 |
| 2629 | 915 |
| 2630 | 916 |
| 2631 | 916 |
| 2632 | 917 |
| 2633 | 917 |
| 2634 | 918 |
| 2635 | 919 |
| 2636 | 919 |
| 2637 | 920 |
| 2638 | 920 |
| 2639 | 921 |
| 2640 | 921 |
| 2641 | 922 |
| 2642 | 922 |
| 2643 | 923 |
| 2644 | 924 |
| 2645 | 924 |
| 2646 | 925 |
| 2647 | 925 |
| 2648 | 926 |
| 2649 | 926 |
| 2650 | 927 |
| 2651 | 927 |
| 2652 | 928 |
| 2653 | 928 |
| 2654 | 929 |
| 2655 | 929 |
| 2656 | 930 |
| 2657 | 931 |
| 2658 | 931 |
| 2659 | 932 |
| 2660 | 932 |
| 2661 | 933 |
| 2662 | 933 |
| 2663 | 934 |
| 2664 | 934 |
| 2665 | 935 |
| 2666 | 936 |
| 2667 | 936 |
| 2668 | 937 |
| 2669 | 937 |

| | |
|------|-----|
| 2670 | 938 |
| 2671 | 938 |
| 2672 | 939 |
| 2673 | 939 |
| 2674 | 940 |
| 2675 | 940 |
| 2676 | 941 |
| 2677 | 941 |
| 2678 | 942 |
| 2679 | 942 |
| 2680 | 943 |
| 2681 | 944 |
| 2682 | 944 |
| 2683 | 945 |
| 2684 | 945 |
| 2685 | 946 |
| 2686 | 946 |
| 2687 | 947 |
| 2688 | 947 |
| 2689 | 948 |
| 2690 | 948 |
| 2691 | 949 |
| 2692 | 949 |
| 2693 | 950 |
| 2694 | 950 |
| 2696 | 951 |
| 2697 | 951 |
| 2698 | 952 |
| 2699 | 952 |
| 2700 | 953 |
| 2701 | 953 |
| 2702 | 954 |
| 2703 | 954 |
| 2704 | 955 |
| 2705 | 955 |
| 2706 | 956 |
| 2707 | 956 |
| 2709 | 957 |
| 2711 | 957 |
| 2713 | 958 |
| 2714 | 958 |
| 2715 | 959 |
| 2716 | 960 |
| 2717 | 960 |
| 2718 | 961 |

| | |
|------|-----|
| 2719 | 961 |
| 2720 | 962 |
| 2721 | 962 |
| 2722 | 963 |
| 2723 | 963 |
| 2724 | 964 |
| 2725 | 965 |
| 2726 | 965 |
| 2728 | 966 |
| 2729 | 966 |
| 2730 | 967 |
| 2731 | 968 |
| 2732 | 968 |
| 2733 | 969 |
| 2734 | 969 |
| 2735 | 970 |
| 2736 | 970 |
| 2737 | 971 |
| 2738 | 971 |
| 2739 | 972 |
| 2740 | 973 |
| 2741 | 973 |
| 2742 | 974 |
| 2743 | 974 |
| 2744 | 975 |
| 2745 | 975 |
| 2746 | 976 |
| 2747 | 976 |
| 2748 | 977 |
| 2749 | 977 |
| 2750 | 978 |
| 2751 | 979 |
| 2752 | 979 |
| 2753 | 979 |
| 2754 | 980 |
| 2755 | 980 |
| 2756 | 981 |
| 2757 | 981 |
| 2758 | 982 |
| 2759 | 982 |
| 2760 | 983 |
| 2761 | 983 |
| 2762 | 984 |
| 2763 | 984 |
| 2764 | 985 |

| | |
|------|------|
| 2765 | 985 |
| 2766 | 986 |
| 2767 | 986 |
| 2768 | 987 |
| 2769 | 987 |
| 2770 | 988 |
| 2771 | 988 |
| 2772 | 989 |
| 2773 | 989 |
| 2774 | 990 |
| 2775 | 990 |
| 2776 | 991 |
| 2777 | 992 |
| 2778 | 992 |
| 2779 | 993 |
| 2780 | 993 |
| 2781 | 994 |
| 2782 | 994 |
| 2783 | 995 |
| 2784 | 995 |
| 2785 | 996 |
| 2786 | 996 |
| 2787 | 997 |
| 2788 | 997 |
| 2789 | 998 |
| 2790 | 999 |
| 2791 | 999 |
| 2792 | 1000 |
| 2793 | 1000 |
| 2794 | 1001 |
| 2795 | 1001 |
| 2796 | 1002 |
| 2797 | 1002 |
| 2798 | 1003 |
| 2799 | 1004 |
| 2800 | 1004 |
| 2801 | 1005 |
| 2802 | 1005 |
| 2803 | 1006 |
| 2804 | 1006 |
| 2805 | 1007 |
| 2807 | 1008 |
| 2808 | 1008 |
| 2809 | 1009 |
| 2810 | 1009 |

| | |
|------|------|
| 2811 | 1010 |
| 2812 | 1010 |
| 2813 | 1011 |
| 2814 | 1011 |
| 2815 | 1012 |
| 2816 | 1013 |
| 2817 | 1013 |
| 2818 | 1014 |
| 2819 | 1014 |
| 2820 | 1015 |
| 2821 | 1015 |
| 2822 | 1016 |
| 2823 | 1016 |
| 2824 | 1017 |
| 2825 | 1017 |
| 2826 | 1018 |
| 2827 | 1019 |
| 2828 | 1019 |
| 2829 | 1020 |
| 2830 | 1020 |
| 2831 | 1021 |
| 2832 | 1021 |
| 2833 | 1022 |
| 2834 | 1022 |
| 2835 | 1023 |
| 2836 | 1024 |
| 2837 | 1024 |
| 2838 | 1025 |
| 2839 | 1025 |
| 2840 | 1026 |
| 2841 | 1026 |
| 2842 | 1027 |
| 2843 | 1027 |
| 2844 | 1028 |
| 2845 | 1029 |
| 2846 | 1029 |
| 2847 | 1030 |
| 2848 | 1030 |
| 2849 | 1031 |
| 2850 | 1031 |
| 2851 | 1032 |
| 2852 | 1032 |
| 2853 | 1033 |
| 2854 | 1034 |
| 2855 | 1034 |

| | |
|------|------|
| 2856 | 1035 |
| 2857 | 1035 |
| 2860 | 1036 |
| 2861 | 1036 |
| 2862 | 1037 |
| 2863 | 1038 |
| 2864 | 1038 |
| 2865 | 1039 |
| 2866 | 1040 |
| 2867 | 1040 |
| 2868 | 1041 |
| 2869 | 1041 |
| 2870 | 1042 |
| 2871 | 1042 |
| 2872 | 1043 |
| 2873 | 1043 |
| 2874 | 1044 |
| 2875 | 1045 |
| 2876 | 1045 |
| 2877 | 1046 |
| 2878 | 1046 |
| 2879 | 1047 |
| 2880 | 1048 |
| 2881 | 1048 |
| 2882 | 1049 |
| 2883 | 1049 |
| 2884 | 1050 |
| 2885 | 1050 |
| 2886 | 1051 |
| 2887 | 1051 |
| 2888 | 1052 |
| 2889 | 1052 |
| 2890 | 1053 |
| 2891 | 1053 |
| 2892 | 1054 |
| 2893 | 1055 |
| 2894 | 1055 |
| 2895 | 1056 |
| 2897 | 1056 |
| 2898 | 1057 |
| 2899 | 1057 |
| 2900 | 1058 |
| 2901 | 1058 |
| 2902 | 1059 |
| 2903 | 1059 |

| | |
|------|------|
| 2904 | 1060 |
| 2905 | 1061 |
| 2906 | 1061 |
| 2907 | 1062 |
| 2908 | 1062 |
| 2909 | 1063 |
| 2910 | 1063 |
| 2911 | 1064 |
| 2912 | 1065 |
| 2913 | 1065 |
| 2914 | 1066 |
| 2915 | 1066 |
| 2916 | 1067 |
| 2917 | 1067 |
| 2918 | 1068 |
| 2919 | 1068 |
| 2920 | 1069 |
| 2921 | 1069 |
| 2922 | 1070 |
| 2923 | 1071 |
| 2924 | 1071 |
| 2925 | 1072 |
| 2926 | 1072 |
| 2927 | 1073 |
| 2928 | 1073 |
| 2929 | 1074 |
| 2930 | 1074 |
| 2931 | 1075 |
| 2932 | 1075 |
| 2933 | 1076 |
| 2934 | 1076 |
| 2935 | 1077 |
| 2936 | 1077 |
| 2937 | 1078 |
| 2938 | 1078 |
| 2939 | 1079 |
| 2940 | 1080 |
| 2941 | 1080 |
| 2942 | 1081 |
| 2943 | 1081 |
| 2947 | 1082 |
| 2948 | 1082 |
| 2949 | 1083 |
| 2950 | 1083 |
| 2951 | 1084 |

| | |
|------|------|
| 2952 | 1084 |
| 2953 | 1085 |
| 2954 | 1085 |
| 2955 | 1086 |
| 2956 | 1087 |
| 2957 | 1087 |
| 2958 | 1088 |
| 2959 | 1088 |
| 2960 | 1089 |
| 2961 | 1089 |
| 2962 | 1090 |
| 2963 | 1090 |
| 2964 | 1091 |
| 2966 | 1091 |
| 2967 | 1092 |
| 2968 | 1092 |
| 2969 | 1093 |
| 2970 | 1093 |
| 2971 | 1094 |
| 2972 | 1094 |
| 2973 | 1095 |
| 2974 | 1096 |
| 2975 | 1096 |
| 2976 | 1097 |
| 2978 | 1097 |
| 2979 | 1098 |
| 2980 | 1098 |
| 2981 | 1099 |
| 2982 | 1099 |
| 2983 | 1100 |
| 2984 | 1100 |
| 2985 | 1101 |
| 2986 | 1101 |
| 2987 | 1102 |
| 2988 | 1102 |
| 2989 | 1103 |
| 2990 | 1104 |
| 2991 | 1104 |
| 2992 | 1105 |
| 2993 | 1105 |
| 2994 | 1106 |
| 2995 | 1106 |
| 2996 | 1107 |
| 2997 | 1107 |
| 2998 | 1108 |

| | |
|------|------|
| 2999 | 1108 |
| 3000 | 1109 |
| 3001 | 1109 |
| 3002 | 1110 |
| 3003 | 1110 |
| 3004 | 1111 |
| 3005 | 1112 |
| 3006 | 1112 |
| 3007 | 1113 |
| 3008 | 1113 |
| 3009 | 1114 |
| 3010 | 1114 |
| 3011 | 1115 |
| 3012 | 1115 |
| 3013 | 1116 |
| 3014 | 1116 |
| 3015 | 1117 |
| 3016 | 1117 |
| 3017 | 1118 |
| 3019 | 1118 |
| 3021 | 1119 |
| 3023 | 1119 |
| 3024 | 1120 |
| 3025 | 1120 |
| 3026 | 1121 |
| 3027 | 1122 |
| 3028 | 1122 |
| 3029 | 1123 |
| 3030 | 1123 |
| 3031 | 1124 |
| 3032 | 1124 |
| 3033 | 1125 |
| 3034 | 1125 |
| 3035 | 1126 |
| 3036 | 1127 |
| 3037 | 1127 |
| 3040 | 1128 |
| 3041 | 1128 |
| 3042 | 1129 |
| 3043 | 1129 |
| 3044 | 1130 |
| 3045 | 1130 |
| 3046 | 1131 |
| 3047 | 1131 |
| 3048 | 1132 |

| | |
|------|------|
| 3049 | 1132 |
| 3050 | 1133 |
| 3051 | 1134 |
| 3053 | 1134 |
| 3054 | 1135 |
| 3055 | 1135 |
| 3058 | 1136 |
| 3059 | 1136 |
| 3060 | 1137 |
| 3061 | 1137 |
| 3062 | 1138 |
| 3063 | 1139 |
| 3064 | 1139 |
| 3065 | 1140 |
| 3080 | 1140 |
| 3081 | 1141 |
| 3082 | 1141 |
| 3083 | 1142 |
| 3084 | 1142 |
| 3086 | 1143 |
| 3088 | 1143 |
| 3100 | 1144 |
| 3101 | 1144 |
| 3102 | 1145 |
| 3103 | 1145 |
| 3104 | 1146 |
| 3105 | 1146 |
| 3106 | 1147 |
| 3107 | 1148 |
| 3108 | 1148 |
| 3109 | 1148 |
| 3110 | 1149 |
| 3111 | 1149 |
| 3112 | 1150 |
| 3113 | 1151 |
| 3114 | 1151 |
| 3115 | 1152 |
| 3116 | 1153 |
| 3117 | 1153 |
| 3118 | 1154 |
| 3119 | 1154 |
| 3120 | 1155 |
| 3121 | 1155 |
| 3122 | 1156 |
| 3123 | 1156 |

| | |
|------|------|
| 3124 | 1157 |
| 3125 | 1157 |
| 3126 | 1158 |
| 3127 | 1158 |
| 3128 | 1159 |
| 3129 | 1160 |
| 3130 | 1160 |
| 3131 | 1161 |
| 3132 | 1161 |
| 3133 | 1162 |
| 3134 | 1163 |
| 3135 | 1163 |
| 3136 | 1164 |
| 3137 | 1164 |
| 3138 | 1165 |
| 3140 | 1165 |
| 3142 | 1166 |
| 3144 | 1166 |
| 3145 | 1167 |
| 3146 | 1167 |
| 3147 | 1168 |
| 3148 | 1168 |
| 3149 | 1169 |
| 3150 | 1169 |
| 3151 | 1170 |
| 3152 | 1170 |
| 3153 | 1171 |
| 3154 | 1171 |
| 3156 | 1172 |
| 3157 | 1173 |
| 3158 | 1173 |
| 3159 | 1174 |
| 3160 | 1174 |
| 3161 | 1175 |
| 3167 | 1175 |
| 3168 | 1176 |
| 3169 | 1176 |
| 3170 | 1177 |
| 3171 | 1177 |
| 3172 | 1178 |
| 3173 | 1178 |
| 3174 | 1179 |
| 3175 | 1179 |
| 3177 | 1180 |
| 3178 | 1181 |

| | |
|------|------|
| 3179 | 1181 |
| 3180 | 1182 |
| 3181 | 1182 |
| 3182 | 1183 |
| 3183 | 1183 |
| 3184 | 1184 |
| 3185 | 1184 |
| 3187 | 1185 |
| 3188 | 1185 |
| 3189 | 1186 |
| 3190 | 1186 |
| 3191 | 1187 |
| 3192 | 1188 |
| 3193 | 1188 |
| 3194 | 1189 |
| 3199 | 1189 |
| 3200 | 1190 |
| 3201 | 1190 |
| 3202 | 1191 |
| 3203 | 1191 |
| 3204 | 1192 |
| 3205 | 1192 |
| 3206 | 1193 |
| 3207 | 1193 |
| 3208 | 1194 |
| 3210 | 1194 |
| 3211 | 1195 |
| 3212 | 1196 |
| 3213 | 1196 |
| 3214 | 1197 |
| 3215 | 1197 |
| 3216 | 1198 |
| 3217 | 1198 |
| 3219 | 1199 |
| 3220 | 1199 |
| 3221 | 1200 |
| 3222 | 1200 |
| 3223 | 1201 |
| 3224 | 1201 |
| 3225 | 1202 |
| 3226 | 1202 |
| 3227 | 1203 |
| 3228 | 1203 |
| 3229 | 1204 |
| 3230 | 1204 |

| | |
|------|------|
| 3231 | 1205 |
| 3232 | 1206 |
| 3233 | 1206 |
| 3234 | 1207 |
| 3235 | 1207 |
| 3236 | 1208 |
| 3237 | 1208 |
| 3238 | 1209 |
| 3239 | 1209 |
| 3240 | 1210 |
| 3243 | 1210 |
| 3244 | 1211 |
| 3245 | 1211 |
| 3250 | 1212 |
| 3251 | 1212 |
| 3252 | 1213 |
| 3253 | 1213 |
| 3254 | 1214 |
| 3255 | 1214 |
| 3256 | 1215 |
| 3257 | 1215 |
| 3258 | 1216 |
| 3259 | 1216 |
| 3260 | 1217 |
| 3261 | 1218 |
| 3262 | 1218 |
| 3263 | 1219 |
| 3264 | 1219 |
| 3265 | 1220 |
| 3266 | 1220 |
| 3267 | 1221 |
| 3268 | 1221 |
| 3269 | 1222 |
| 3270 | 1223 |
| 3271 | 1223 |
| 3272 | 1224 |
| 3273 | 1224 |
| 3274 | 1225 |
| 3275 | 1226 |
| 3276 | 1226 |
| 3277 | 1227 |
| 3278 | 1227 |
| 3279 | 1228 |
| 3280 | 1228 |
| 3281 | 1229 |

| | |
|------|------|
| 3282 | 1229 |
| 3283 | 1230 |
| 3284 | 1230 |
| 3285 | 1231 |
| 3286 | 1231 |
| 3287 | 1232 |
| 3288 | 1232 |
| 3289 | 1233 |
| 3290 | 1234 |
| 3292 | 1234 |
| 3293 | 1235 |
| 3294 | 1235 |
| 3295 | 1236 |
| 3296 | 1236 |
| 3297 | 1237 |
| 3298 | 1238 |
| 3299 | 1238 |
| 3300 | 1239 |
| 3301 | 1239 |
| 3302 | 1240 |
| 3303 | 1240 |
| 3305 | 1241 |
| 3306 | 1241 |
| 3307 | 1242 |
| 3308 | 1242 |
| 3309 | 1243 |
| 3310 | 1243 |
| 3311 | 1244 |
| 3312 | 1244 |
| 3313 | 1245 |
| 3314 | 1245 |
| 3315 | 1246 |
| 3316 | 1247 |
| 3317 | 1247 |
| 3318 | 1248 |
| 3319 | 1248 |
| 3321 | 1249 |
| 3322 | 1249 |
| 3323 | 1250 |
| 3324 | 1250 |
| 3325 | 1251 |
| 3326 | 1251 |
| 3327 | 1252 |
| 3328 | 1252 |
| 3329 | 1253 |

| | |
|------|------|
| 3330 | 1253 |
| 3331 | 1254 |
| 3332 | 1255 |
| 3333 | 1255 |
| 3400 | 1256 |
| 3401 | 1256 |
| 3402 | 1257 |
| 3403 | 1257 |
| 3404 | 1258 |
| 3405 | 1258 |
| 3406 | 1259 |
| 3407 | 1259 |
| 3408 | 1260 |
| 3409 | 1261 |
| 3410 | 1261 |
| 3411 | 1262 |
| 3412 | 1262 |
| 3413 | 1263 |
| 3414 | 1263 |
| 3415 | 1263 |
| 3416 | 1264 |
| 3417 | 1264 |
| 3418 | 1265 |
| 3419 | 1265 |
| 3420 | 1266 |
| 3421 | 1267 |
| 3425 | 1267 |
| 3426 | 1268 |
| 3427 | 1268 |
| 3428 | 1269 |
| 3429 | 1269 |
| 3450 | 1270 |
| 3451 | 1270 |
| 3452 | 1271 |
| 3453 | 1271 |
| 3454 | 1272 |
| 3455 | 1272 |
| 3456 | 1273 |
| 3490 | 1273 |
| 3491 | 1274 |
| 3492 | 1274 |
| 3493 | 1275 |
| 3494 | 1275 |
| 3500 | 1276 |
| 3501 | 1276 |

| | |
|------|------|
| 3502 | 1277 |
| 3503 | 1277 |
| 3504 | 1278 |
| 3505 | 1278 |
| 3506 | 1279 |
| 3507 | 1280 |
| 3508 | 1280 |
| 3509 | 1280 |
| 3510 | 1281 |
| 3511 | 1282 |
| 3512 | 1282 |
| 3513 | 1283 |
| 3514 | 1283 |
| 3515 | 1284 |
| 3516 | 1284 |
| 3517 | 1285 |
| 3518 | 1285 |
| 3519 | 1286 |
| 3520 | 1286 |
| 3521 | 1287 |
| 3522 | 1288 |
| 3523 | 1288 |
| 3524 | 1289 |
| 3525 | 1289 |
| 3526 | 1290 |
| 3527 | 1290 |
| 3528 | 1291 |
| 3529 | 1291 |
| 3530 | 1292 |
| 3531 | 1292 |
| 3532 | 1293 |
| 3533 | 1293 |
| 3534 | 1294 |
| 3535 | 1294 |
| 3536 | 1295 |
| 3537 | 1295 |
| 3538 | 1296 |
| 3539 | 1297 |
| 3540 | 1297 |
| 3541 | 1298 |
| 3542 | 1298 |
| 3543 | 1299 |
| 3544 | 1299 |
| 3545 | 1300 |
| 3546 | 1300 |

| | |
|------|------|
| 3547 | 1301 |
| 3548 | 1301 |
| 3549 | 1302 |
| 3550 | 1302 |
| 3551 | 1303 |
| 3552 | 1303 |
| 3553 | 1304 |
| 3554 | 1304 |
| 3555 | 1305 |
| 3556 | 1306 |
| 3557 | 1306 |
| 3558 | 1307 |
| 3559 | 1307 |
| 3560 | 1308 |
| 3561 | 1308 |
| 3562 | 1309 |
| 3563 | 1309 |
| 3564 | 1310 |
| 3565 | 1310 |
| 3566 | 1311 |
| 3567 | 1311 |
| 3568 | 1312 |
| 3569 | 1312 |
| 3570 | 1313 |
| 3571 | 1313 |
| 3572 | 1314 |
| 3573 | 1314 |
| 3574 | 1315 |
| 3575 | 1316 |
| 3576 | 1316 |
| 3577 | 1317 |
| 3578 | 1317 |
| 3579 | 1318 |
| 3580 | 1318 |
| 3581 | 1319 |
| 3582 | 1319 |
| 3583 | 1320 |
| 3584 | 1321 |
| 3585 | 1321 |
| 3586 | 1322 |
| 3587 | 1322 |
| 3588 | 1323 |
| 3589 | 1323 |
| 3591 | 1324 |
| 3592 | 1324 |

| | |
|------|------|
| 3593 | 1325 |
| 3596 | 1325 |
| 3597 | 1326 |
| 3598 | 1326 |
| 3599 | 1327 |
| 3600 | 1327 |
| 3601 | 1328 |
| 3602 | 1329 |
| 3603 | 1329 |
| 3604 | 1330 |
| 3605 | 1330 |
| 3606 | 1331 |
| 3607 | 1331 |
| 3608 | 1332 |
| 3609 | 1332 |
| 3610 | 1333 |
| 3611 | 1334 |
| 3612 | 1335 |
| 3613 | 1335 |
| 3614 | 1336 |
| 3615 | 1336 |
| 3616 | 1337 |
| 3617 | 1337 |
| 3618 | 1338 |
| 3619 | 1339 |
| 3620 | 1339 |
| 3621 | 1340 |
| 3622 | 1340 |
| 3623 | 1341 |
| 3624 | 1341 |
| 3625 | 1342 |
| 3626 | 1342 |
| 3627 | 1343 |
| 3629 | 1343 |
| 3630 | 1344 |
| 3631 | 1345 |
| 3632 | 1345 |
| 3633 | 1346 |
| 3634 | 1346 |
| 3635 | 1347 |
| 3636 | 1347 |
| 3637 | 1348 |
| 3638 | 1348 |
| 3639 | 1349 |
| 3640 | 1349 |

| | |
|------|------|
| 3641 | 1350 |
| 3642 | 1350 |
| 3643 | 1351 |
| 3644 | 1351 |
| 3645 | 1352 |
| 3647 | 1352 |
| 3648 | 1353 |
| 3649 | 1353 |
| 3650 | 1354 |
| 3651 | 1355 |
| 3652 | 1355 |
| 3653 | 1356 |
| 3654 | 1356 |
| 3655 | 1357 |
| 3656 | 1357 |
| 3657 | 1358 |
| 3658 | 1358 |
| 3659 | 1359 |
| 3660 | 1359 |
| 3661 | 1360 |
| 3662 | 1361 |
| 3663 | 1361 |
| 3664 | 1362 |
| 3665 | 1362 |
| 3666 | 1363 |
| 3667 | 1363 |
| 3668 | 1364 |
| 3669 | 1364 |
| 3670 | 1365 |
| 3671 | 1365 |
| 3672 | 1366 |
| 3673 | 1366 |
| 3674 | 1367 |
| 3675 | 1368 |
| 3676 | 1368 |
| 3677 | 1369 |
| 3679 | 1369 |
| 3680 | 1370 |
| 3681 | 1371 |
| 3682 | 1371 |
| 3683 | 1372 |
| 3684 | 1372 |
| 3685 | 1373 |
| 3686 | 1373 |
| 3687 | 1374 |

| | |
|------|------|
| 3688 | 1374 |
| 3689 | 1375 |
| 3690 | 1375 |
| 3691 | 1376 |
| 3692 | 1376 |
| 3693 | 1377 |
| 3697 | 1378 |
| 3698 | 1378 |
| 3699 | 1379 |
| 3700 | 1379 |
| 3701 | 1380 |
| 3702 | 1380 |
| 3703 | 1381 |
| 3704 | 1381 |
| 3705 | 1382 |
| 3706 | 1383 |
| 3707 | 1383 |
| 3708 | 1384 |
| 3709 | 1384 |
| 3710 | 1385 |
| 3711 | 1385 |
| 3712 | 1386 |
| 3713 | 1387 |
| 3714 | 1387 |
| 3716 | 1388 |
| 3717 | 1388 |
| 3718 | 1389 |
| 3719 | 1389 |
| 3720 | 1390 |
| 3721 | 1390 |
| 3722 | 1391 |
| 3723 | 1392 |
| 3724 | 1392 |
| 3725 | 1393 |
| 3726 | 1393 |
| 3727 | 1394 |
| 3728 | 1394 |
| 3730 | 1395 |
| 3731 | 1395 |
| 3732 | 1396 |
| 3733 | 1396 |
| 3734 | 1397 |
| 3735 | 1397 |
| 3736 | 1398 |
| 3737 | 1398 |

| | |
|------|------|
| 3738 | 1399 |
| 3739 | 1399 |
| 3740 | 1400 |
| 3743 | 1401 |
| 3744 | 1401 |
| 3745 | 1402 |
| 3746 | 1402 |
| 3747 | 1403 |
| 3748 | 1403 |
| 3749 | 1404 |
| 3750 | 1404 |
| 3751 | 1405 |
| 3752 | 1405 |
| 3753 | 1406 |
| 3754 | 1406 |
| 3755 | 1407 |
| 3756 | 1407 |
| 3757 | 1408 |
| 3758 | 1408 |
| 3759 | 1409 |
| 3760 | 1409 |
| 3761 | 1410 |
| 3762 | 1411 |
| 3763 | 1411 |
| 3764 | 1412 |
| 3765 | 1412 |
| 3766 | 1413 |
| 3767 | 1413 |
| 3768 | 1414 |
| 3769 | 1414 |
| 3770 | 1415 |
| 3771 | 1415 |
| 3772 | 1416 |
| 3773 | 1416 |
| 3774 | 1417 |
| 3775 | 1417 |
| 3776 | 1418 |
| 3778 | 1419 |
| 3779 | 1419 |
| 3780 | 1420 |
| 3781 | 1420 |
| 3782 | 1421 |
| 3784 | 1421 |
| 3785 | 1422 |
| 3786 | 1422 |

| | |
|------|------|
| 3787 | 1423 |
| 3789 | 1423 |
| 3790 | 1424 |
| 3791 | 1424 |
| 3792 | 1425 |
| 3793 | 1425 |
| 3794 | 1426 |
| 3795 | 1426 |
| 3796 | 1427 |
| 3797 | 1427 |
| 3798 | 1428 |
| 3799 | 1428 |
| 3800 | 1429 |
| 3801 | 1429 |
| 3802 | 1430 |
| 3803 | 1430 |
| 3804 | 1431 |
| 3805 | 1432 |
| 3806 | 1432 |
| 3807 | 1433 |
| 3808 | 1433 |
| 3809 | 1434 |
| 3810 | 1434 |
| 3811 | 1435 |
| 3812 | 1436 |
| 3813 | 1436 |
| 3814 | 1437 |
| 3815 | 1437 |
| 3816 | 1438 |
| 3817 | 1438 |
| 3818 | 1439 |
| 3819 | 1439 |
| 3820 | 1440 |
| 3821 | 1440 |
| 3822 | 1441 |
| 3823 | 1441 |
| 3824 | 1442 |
| 3825 | 1443 |
| 3826 | 1443 |
| 3827 | 1444 |
| 3828 | 1444 |
| 3829 | 1445 |
| 3831 | 1445 |
| 3832 | 1446 |
| 3833 | 1446 |

| | |
|------|------|
| 3834 | 1447 |
| 3835 | 1447 |
| 3836 | 1448 |
| 3837 | 1448 |
| 3839 | 1449 |
| 3840 | 1450 |
| 3841 | 1450 |
| 3842 | 1451 |
| 3843 | 1451 |
| 3844 | 1452 |
| 3846 | 1452 |
| 3847 | 1453 |
| 3848 | 1453 |
| 3849 | 1454 |
| 3850 | 1454 |
| 3851 | 1455 |
| 3852 | 1455 |
| 3853 | 1456 |
| 3854 | 1456 |
| 3855 | 1457 |
| 3857 | 1457 |
| 3859 | 1458 |
| 3860 | 1458 |
| 3861 | 1459 |
| 3862 | 1459 |
| 3863 | 1460 |
| 3864 | 1460 |
| 3865 | 1461 |
| 3866 | 1461 |
| 3868 | 1462 |
| 3869 | 1463 |
| 3870 | 1463 |
| 3872 | 1464 |
| 3873 | 1464 |
| 3874 | 1465 |
| 3875 | 1465 |
| 3876 | 1466 |
| 3877 | 1466 |
| 3878 | 1467 |
| 3879 | 1467 |
| 3880 | 1468 |
| 3881 | 1468 |
| 3882 | 1469 |
| 3883 | 1469 |
| 3885 | 1470 |

| | |
|------|------|
| 3886 | 1470 |
| 3887 | 1471 |
| 3888 | 1471 |
| 3889 | 1472 |
| 3890 | 1472 |
| 3891 | 1473 |
| 3894 | 1474 |
| 3895 | 1474 |
| 3896 | 1475 |
| 3897 | 1475 |
| 3898 | 1476 |
| 3899 | 1476 |
| 3900 | 1477 |
| 3901 | 1477 |
| 3902 | 1478 |
| 3903 | 1478 |
| 3904 | 1479 |
| 3905 | 1479 |
| 3906 | 1480 |
| 3907 | 1480 |
| 3908 | 1481 |
| 3909 | 1481 |
| 3910 | 1482 |
| 3911 | 1482 |
| 3912 | 1483 |
| 3913 | 1484 |
| 3914 | 1484 |
| 3915 | 1485 |
| 3916 | 1485 |
| 3917 | 1486 |
| 3918 | 1486 |
| 3919 | 1487 |
| 3920 | 1487 |
| 3921 | 1488 |
| 3922 | 1488 |
| 3923 | 1489 |
| 3924 | 1490 |
| 3925 | 1490 |
| 3926 | 1491 |
| 3927 | 1491 |
| 3930 | 1492 |
| 3931 | 1492 |
| 3932 | 1493 |
| 3933 | 1493 |
| 3934 | 1494 |

| | |
|------|------|
| 3935 | 1495 |
| 3936 | 1495 |
| 3937 | 1496 |
| 3938 | 1496 |
| 3939 | 1497 |
| 3940 | 1498 |
| 3941 | 1498 |
| 3944 | 1499 |
| 3945 | 1499 |
| 3946 | 1500 |
| 3947 | 1500 |
| 3948 | 1501 |
| 3949 | 1501 |
| 3950 | 1502 |
| 3952 | 1502 |
| 3953 | 1503 |
| 3954 | 1503 |
| 3959 | 1504 |
| 3960 | 1504 |
| 3961 | 1505 |
| 3962 | 1505 |
| 3963 | 1506 |
| 3964 | 1506 |
| 3965 | 1507 |
| 3966 | 1507 |
| 3968 | 1508 |
| 3969 | 1508 |
| 3970 | 1509 |
| 3971 | 1510 |
| 3972 | 1510 |
| 3973 | 1511 |
| 3974 | 1511 |
| 3975 | 1512 |
| 3976 | 1512 |
| 3977 | 1513 |
| 3978 | 1514 |
| 3979 | 1514 |
| 3980 | 1515 |
| 3981 | 1515 |
| 3982 | 1516 |
| 3983 | 1516 |
| 3984 | 1517 |
| 3985 | 1517 |
| 3986 | 1518 |
| 3987 | 1518 |

| | |
|------|------|
| 3988 | 1519 |
| 3989 | 1519 |
| 3990 | 1520 |
| 3991 | 1521 |
| 3992 | 1521 |
| 3993 | 1522 |
| 3994 | 1522 |
| 3995 | 1523 |
| 3996 | 1523 |
| 3997 | 1524 |
| 3998 | 1524 |
| 3999 | 1525 |
| 4000 | 1525 |
| 4001 | 1526 |
| 4002 | 1527 |
| 4003 | 1527 |
| 4004 | 1528 |
| 4005 | 1528 |
| 4006 | 1529 |
| 4007 | 1529 |
| 4008 | 1530 |
| 4009 | 1530 |
| 4010 | 1531 |
| 4011 | 1531 |
| 4013 | 1532 |
| 4021 | 1532 |
| 4300 | 1533 |
| 4301 | 1533 |
| 4302 | 1534 |
| 4304 | 1534 |
| 4305 | 1535 |
| 4306 | 1536 |
| 4307 | 1536 |
| 4308 | 1537 |
| 4310 | 1537 |
| 4311 | 1538 |
| 4312 | 1538 |
| 4313 | 1539 |
| 4314 | 1539 |
| 4315 | 1540 |
| 4316 | 1540 |
| 4318 | 1541 |
| 4320 | 1541 |
| 4321 | 1542 |
| 4322 | 1543 |

| | |
|------|------|
| 4323 | 1543 |
| 4324 | 1544 |
| 4325 | 1544 |
| 4332 | 1545 |
| 4333 | 1545 |
| 4334 | 1546 |
| 4335 | 1546 |
| 4336 | 1547 |
| 4337 | 1547 |
| 4338 | 1548 |
| 4339 | 1548 |
| 4340 | 1549 |
| 4341 | 1549 |
| 4342 | 1550 |
| 4343 | 1550 |
| 4344 | 1551 |
| 4345 | 1552 |
| 4346 | 1552 |
| 4347 | 1553 |
| 4348 | 1553 |
| 4349 | 1554 |
| 4350 | 1554 |
| 4351 | 1555 |
| 4352 | 1555 |
| 4355 | 1556 |
| 4356 | 1557 |
| 4357 | 1557 |
| 4358 | 1558 |
| 4359 | 1558 |
| 4360 | 1559 |
| 4361 | 1559 |
| 4362 | 1560 |
| 4363 | 1561 |
| 4364 | 1561 |
| 4365 | 1562 |
| 4366 | 1562 |
| 4367 | 1563 |
| 4368 | 1563 |
| 4369 | 1564 |
| 4370 | 1564 |
| 4371 | 1565 |
| 4372 | 1565 |
| 4373 | 1566 |
| 4374 | 1566 |
| 4375 | 1567 |

| | |
|------|------|
| 4376 | 1568 |
| 4377 | 1568 |
| 4378 | 1569 |
| 4379 | 1569 |
| 4380 | 1570 |
| 4381 | 1570 |
| 4382 | 1571 |
| 4383 | 1571 |
| 4384 | 1572 |
| 4385 | 1572 |
| 4386 | 1573 |
| 4387 | 1573 |
| 4388 | 1574 |
| 4389 | 1574 |
| 4396 | 1575 |
| 4400 | 1575 |
| 4401 | 1576 |
| 4404 | 1576 |
| 4406 | 1577 |
| 4407 | 1578 |
| 4500 | 1578 |
| 4501 | 1579 |
| 4502 | 1579 |
| 4511 | 1580 |
| 4514 | 1580 |
| 4529 | 1581 |
| 4530 | 1581 |
| 4540 | 1582 |
| 4541 | 1583 |
| 4801 | 1583 |
| 4802 | 1584 |
| 4803 | 1584 |
| 4804 | 1585 |
| 4805 | 1585 |
| 4806 | 1586 |
| 4807 | 1586 |
| 4808 | 1587 |
| 4809 | 1587 |
| 4810 | 1588 |
| 4813 | 1588 |
| 4814 | 1589 |
| 4817 | 1589 |
| 4820 | 1590 |
| 4901 | 1590 |
| 4950 | 1591 |

| | |
|------|------|
| 4951 | 1591 |
| 4952 | 1592 |
| 4953 | 1593 |
| 4954 | 1593 |
| 4955 | 1594 |
| 4956 | 1594 |
| 4957 | 1595 |
| 4958 | 1595 |
| 4959 | 1596 |
| 4960 | 1596 |
| 4961 | 1597 |
| 4962 | 1597 |
| 4963 | 1598 |
| 4964 | 1598 |
| 4965 | 1599 |
| 4966 | 1599 |
| 4967 | 1600 |
| 4968 | 1600 |
| 4969 | 1601 |
| 4970 | 1602 |
| 4971 | 1602 |
| 4972 | 1603 |
| 4973 | 1603 |
| 4974 | 1604 |
| 4975 | 1604 |
| 4976 | 1605 |
| 4977 | 1605 |
| 4978 | 1606 |
| 4979 | 1606 |
| 4980 | 1607 |
| 4981 | 1607 |
| 4982 | 1608 |
| 4983 | 1609 |
| 4984 | 1609 |
| 4985 | 1610 |
| 4986 | 1610 |
| 4987 | 1611 |
| 4988 | 1611 |
| 4989 | 1612 |
| 4990 | 1612 |
| 4991 | 1613 |
| 4992 | 1613 |
| 4993 | 1614 |
| 4994 | 1615 |
| 4995 | 1615 |

| | |
|------|------|
| 4996 | 1616 |
| 4997 | 1616 |
| 4998 | 1617 |
| 4999 | 1617 |
| 5001 | 1618 |
| 5002 | 1618 |
| 5003 | 1619 |
| 5004 | 1620 |
| 5005 | 1620 |
| 5006 | 1621 |
| 5007 | 1621 |
| 5008 | 1622 |
| 5009 | 1622 |
| 5010 | 1623 |
| 5011 | 1623 |
| 5012 | 1624 |
| 5013 | 1624 |
| 5014 | 1625 |
| 5015 | 1625 |
| 5016 | 1626 |
| 5017 | 1626 |
| 5018 | 1627 |
| 5019 | 1627 |
| 5020 | 1628 |
| 5021 | 1628 |
| 5022 | 1629 |
| 5023 | 1629 |
| 5024 | 1630 |
| 5025 | 1630 |
| 5026 | 1631 |
| 5027 | 1631 |
| 5028 | 1632 |
| 5029 | 1632 |
| 5030 | 1633 |
| 5031 | 1633 |
| 5032 | 1634 |
| 5033 | 1634 |
| 5034 | 1635 |
| 5035 | 1635 |
| 5036 | 1636 |
| 5037 | 1636 |
| 5038 | 1637 |
| 5039 | 1637 |
| 5040 | 1638 |
| 5041 | 1638 |

| | |
|------|------|
| 5042 | 1639 |
| 5043 | 1639 |
| 5044 | 1640 |
| 5045 | 1640 |
| 5046 | 1641 |
| 5047 | 1641 |
| 5048 | 1642 |
| 5049 | 1642 |
| 5050 | 1643 |
| 5051 | 1643 |
| 5052 | 1644 |
| 5053 | 1644 |
| 5054 | 1645 |
| 5055 | 1645 |
| 5056 | 1646 |
| 5057 | 1646 |
| 5058 | 1647 |
| 5059 | 1647 |
| 5060 | 1648 |
| 5061 | 1648 |
| 5062 | 1649 |
| 5063 | 1649 |
| 5064 | 1650 |
| 5065 | 1650 |
| 5066 | 1651 |
| 5067 | 1651 |
| 5068 | 1652 |
| 5069 | 1652 |
| 5070 | 1653 |
| 5071 | 1653 |
| 5072 | 1654 |
| 5073 | 1654 |
| 5074 | 1655 |
| 5075 | 1655 |
| 5076 | 1656 |
| 5077 | 1656 |
| 5078 | 1657 |
| 5079 | 1657 |
| 5080 | 1658 |
| 5081 | 1658 |
| 5082 | 1659 |
| 5083 | 1659 |
| 5084 | 1660 |
| 5085 | 1661 |
| 5086 | 1661 |

| | |
|------|------|
| 5087 | 1661 |
| 5088 | 1662 |
| 5089 | 1662 |
| 5090 | 1663 |
| 5091 | 1663 |
| 5092 | 1664 |
| 5093 | 1664 |
| 5094 | 1665 |
| 5095 | 1665 |
| 5096 | 1666 |
| 5097 | 1666 |
| 5098 | 1667 |
| 5099 | 1667 |
| 5100 | 1668 |
| 5101 | 1668 |
| 5102 | 1669 |
| 5103 | 1669 |
| 5104 | 1670 |
| 5105 | 1670 |
| 5106 | 1671 |
| 5107 | 1671 |
| 5108 | 1672 |
| 5109 | 1672 |
| 5110 | 1673 |
| 5111 | 1673 |
| 5112 | 1674 |
| 5113 | 1674 |
| 5114 | 1675 |
| 5115 | 1675 |
| 5116 | 1676 |
| 5117 | 1676 |
| 5118 | 1677 |
| 5119 | 1677 |
| 5120 | 1678 |
| 5121 | 1678 |
| 5122 | 1679 |
| 5123 | 1679 |
| 5124 | 1680 |
| 5125 | 1680 |
| 5126 | 1681 |
| 5127 | 1681 |
| 5128 | 1682 |
| 5129 | 1682 |
| 5130 | 1683 |
| 5131 | 1683 |

| | |
|------|------|
| 5132 | 1684 |
| 5133 | 1684 |
| 5134 | 1685 |
| 5135 | 1685 |
| 5136 | 1686 |
| 5137 | 1686 |
| 5138 | 1687 |
| 5139 | 1687 |
| 5140 | 1688 |
| 5141 | 1688 |
| 5142 | 1689 |
| 5143 | 1690 |
| 5144 | 1690 |
| 5145 | 1691 |
| 5146 | 1691 |
| 5147 | 1692 |
| 5148 | 1692 |
| 5149 | 1693 |
| 5150 | 1693 |
| 5151 | 1694 |
| 5152 | 1694 |
| 5153 | 1695 |
| 5154 | 1695 |
| 5155 | 1696 |
| 5156 | 1696 |
| 5157 | 1697 |
| 5158 | 1697 |
| 5159 | 1698 |
| 5160 | 1698 |
| 5161 | 1699 |
| 5162 | 1699 |
| 5163 | 1700 |
| 5164 | 1700 |
| 5165 | 1701 |
| 5166 | 1701 |
| 5167 | 1702 |
| 5168 | 1703 |
| 5169 | 1703 |
| 5170 | 1703 |
| 5171 | 1704 |
| 5172 | 1704 |
| 5173 | 1705 |
| 5174 | 1705 |
| 5175 | 1706 |
| 5176 | 1707 |

| | |
|------|------|
| 5177 | 1707 |
| 5178 | 1708 |
| 5179 | 1708 |
| 5180 | 1709 |
| 5181 | 1709 |
| 5182 | 1710 |
| 5183 | 1710 |
| 5184 | 1711 |
| 5185 | 1711 |
| 5186 | 1712 |
| 5187 | 1712 |
| 5188 | 1713 |
| 5189 | 1713 |
| 5190 | 1714 |
| 5191 | 1714 |
| 5192 | 1715 |
| 5193 | 1715 |
| 5194 | 1716 |
| 5195 | 1716 |
| 5196 | 1717 |
| 5197 | 1717 |
| 5198 | 1718 |
| 5199 | 1718 |
| 5200 | 1719 |
| 5201 | 1719 |
| 5202 | 1720 |
| 5203 | 1720 |
| 5204 | 1721 |
| 5205 | 1721 |
| 5206 | 1722 |
| 5207 | 1722 |
| 5208 | 1723 |
| 5209 | 1723 |
| 5210 | 1724 |
| 5211 | 1724 |
| 5212 | 1725 |
| 5213 | 1725 |
| 5214 | 1726 |
| 5215 | 1726 |
| 5216 | 1727 |
| 5217 | 1727 |
| 5218 | 1728 |
| 5219 | 1728 |
| 5221 | 1729 |
| 5222 | 1729 |

| | |
|------|------|
| 5223 | 1730 |
| 5224 | 1730 |
| 5225 | 1731 |
| 5226 | 1732 |
| 5227 | 1732 |
| 5228 | 1733 |
| 5229 | 1733 |
| 5230 | 1734 |
| 5231 | 1734 |
| 5233 | 1735 |
| 5234 | 1735 |
| 5235 | 1736 |
| 5236 | 1737 |
| 5237 | 1737 |
| 5238 | 1738 |
| 5239 | 1738 |
| 5240 | 1739 |
| 5241 | 1739 |
| 5242 | 1740 |
| 5243 | 1740 |
| 5244 | 1741 |
| 5245 | 1741 |
| 5246 | 1742 |
| 5248 | 1742 |
| 5249 | 1743 |
| 5250 | 1743 |
| 5251 | 1744 |
| 5252 | 1744 |
| 5253 | 1745 |
| 5254 | 1745 |
| 5255 | 1746 |
| 5256 | 1746 |
| 5257 | 1747 |
| 5258 | 1747 |
| 5259 | 1748 |
| 5260 | 1748 |
| 5261 | 1749 |
| 5262 | 1750 |
| 5263 | 1750 |
| 5264 | 1751 |
| 5265 | 1751 |
| 5266 | 1752 |
| 5267 | 1752 |
| 5268 | 1753 |
| 5269 | 1753 |

| | |
|------|------|
| 5270 | 1754 |
| 5273 | 1755 |
| 5274 | 1755 |
| 5275 | 1756 |
| 5276 | 1756 |
| 5277 | 1757 |
| 5278 | 1757 |
| 5279 | 1758 |
| 5300 | 1758 |
| 5301 | 1759 |
| 5302 | 1759 |
| 5303 | 1760 |
| 5304 | 1761 |
| 5305 | 1761 |
| 5306 | 1762 |
| 5307 | 1762 |
| 5308 | 1763 |
| 5309 | 1763 |
| 5310 | 1764 |
| 5311 | 1764 |
| 5312 | 1765 |
| 5313 | 1766 |
| 5314 | 1766 |
| 5315 | 1767 |
| 5317 | 1767 |
| 5319 | 1768 |
| 5320 | 1768 |
| 5321 | 1769 |
| 5322 | 1769 |
| 5323 | 1770 |
| 5324 | 1770 |
| 5325 | 1771 |
| 5326 | 1771 |
| 5327 | 1772 |
| 5331 | 1773 |
| 5332 | 1773 |
| 5333 | 1774 |
| 5334 | 1774 |
| 5335 | 1775 |
| 5336 | 1775 |
| 5337 | 1776 |
| 5338 | 1776 |
| 5339 | 1777 |
| 5340 | 1777 |
| 5341 | 1778 |

| | |
|------|------|
| 5342 | 1778 |
| 5343 | 1779 |
| 5344 | 1779 |
| 5346 | 1780 |
| 5347 | 1781 |
| 5352 | 1781 |
| 5353 | 1782 |
| 5354 | 1782 |
| 5355 | 1783 |
| 5356 | 1783 |
| 5358 | 1784 |
| 5359 | 1784 |
| 5361 | 1785 |
| 5362 | 1785 |
| 5363 | 1786 |
| 5366 | 1786 |
| 5368 | 1787 |
| 5369 | 1788 |
| 5370 | 1788 |
| 5371 | 1789 |
| 5372 | 1789 |
| 5373 | 1790 |
| 5374 | 1790 |
| 5376 | 1791 |
| 5377 | 1791 |
| 5378 | 1792 |
| 5379 | 1792 |
| 5380 | 1793 |
| 5381 | 1793 |
| 5382 | 1794 |
| 5383 | 1794 |
| 5384 | 1795 |
| 5385 | 1795 |
| 5386 | 1796 |
| 5387 | 1796 |
| 5388 | 1797 |
| 5389 | 1797 |
| 5390 | 1798 |
| 5391 | 1798 |
| 5392 | 1799 |
| 5394 | 1799 |
| 5395 | 1800 |
| 5396 | 1801 |
| 5397 | 1801 |
| 5398 | 1802 |

| | |
|------|------|
| 5399 | 1802 |
| 5400 | 1803 |
| 5401 | 1803 |
| 5402 | 1803 |
| 5403 | 1804 |
| 5404 | 1804 |
| 5405 | 1805 |
| 5406 | 1806 |
| 5407 | 1806 |
| 5408 | 1807 |
| 5409 | 1807 |
| 5410 | 1808 |
| 5413 | 1808 |
| 5416 | 1809 |
| 5417 | 1809 |
| 5419 | 1810 |
| 5420 | 1810 |
| 5421 | 1811 |
| 5423 | 1811 |
| 5424 | 1812 |
| 5425 | 1813 |
| 5426 | 1813 |
| 5427 | 1814 |
| 5428 | 1814 |
| 5429 | 1815 |
| 5430 | 1815 |
| 5431 | 1816 |
| 5432 | 1816 |
| 5433 | 1817 |
| 5434 | 1817 |
| 5435 | 1818 |
| 5436 | 1818 |
| 5437 | 1819 |
| 5439 | 1819 |
| 5441 | 1820 |
| 5442 | 1821 |
| 5443 | 1821 |
| 5445 | 1822 |
| 5446 | 1822 |
| 5449 | 1823 |
| 5450 | 1823 |
| 5452 | 1824 |
| 5453 | 1824 |
| 5454 | 1825 |
| 5456 | 1825 |

| | |
|------|------|
| 5457 | 1826 |
| 5458 | 1826 |
| 5459 | 1827 |
| 5460 | 1828 |
| 5461 | 1828 |
| 5463 | 1829 |
| 5464 | 1829 |
| 5465 | 1830 |
| 5466 | 1830 |
| 5467 | 1831 |
| 5468 | 1831 |
| 5469 | 1832 |
| 5470 | 1832 |
| 5471 | 1833 |
| 5472 | 1833 |
| 5473 | 1834 |
| 5474 | 1834 |
| 5475 | 1835 |
| 5476 | 1835 |
| 5478 | 1836 |
| 5479 | 1836 |
| 5480 | 1837 |
| 5481 | 1837 |
| 5482 | 1838 |
| 5483 | 1838 |
| 5484 | 1839 |
| 5485 | 1839 |
| 5486 | 1840 |
| 5487 | 1840 |
| 5488 | 1841 |
| 5489 | 1841 |
| 5490 | 1842 |
| 5491 | 1842 |
| 5492 | 1843 |
| 5493 | 1843 |
| 5494 | 1844 |
| 5495 | 1844 |
| 5496 | 1845 |
| 5497 | 1846 |
| 5499 | 1846 |
| 5500 | 1847 |
| 5501 | 1847 |
| 5502 | 1848 |
| 5503 | 1848 |
| 5505 | 1849 |

| | |
|------|------|
| 5506 | 1849 |
| 5507 | 1850 |
| 5508 | 1850 |
| 5509 | 1851 |
| 5510 | 1851 |
| 5511 | 1852 |
| 5512 | 1852 |
| 5515 | 1853 |
| 5516 | 1854 |
| 5517 | 1854 |
| 5518 | 1855 |
| 5521 | 1855 |
| 5522 | 1856 |
| 5523 | 1856 |
| 5525 | 1857 |
| 5526 | 1857 |
| 5527 | 1858 |
| 5528 | 1858 |
| 5530 | 1859 |
| 5531 | 1860 |
| 5533 | 1860 |
| 5534 | 1861 |
| 5535 | 1861 |
| 5536 | 1862 |
| 5537 | 1862 |
| 5538 | 1863 |
| 5539 | 1863 |
| 5540 | 1864 |
| 5541 | 1864 |
| 5542 | 1865 |
| 5543 | 1865 |
| 5544 | 1866 |
| 5545 | 1866 |
| 5546 | 1867 |
| 5547 | 1867 |
| 5548 | 1869 |
| 5550 | 1869 |
| 5551 | 1870 |
| 5552 | 1870 |
| 5553 | 1871 |
| 5554 | 1871 |
| 5555 | 1872 |
| 5556 | 1872 |
| 5558 | 1873 |
| 5559 | 1873 |

| | |
|------|------|
| 5560 | 1874 |
| 5561 | 1874 |
| 5562 | 1875 |
| 5565 | 1876 |
| 5566 | 1876 |
| 5567 | 1877 |
| 5568 | 1877 |
| 5571 | 1878 |
| 5572 | 1879 |
| 5573 | 1879 |
| 5574 | 1880 |
| 5575 | 1880 |
| 5576 | 1881 |
| 5578 | 1881 |
| 5579 | 1882 |
| 5580 | 1882 |
| 5581 | 1883 |
| 5582 | 1883 |
| 5583 | 1884 |
| 5584 | 1884 |
| 5585 | 1885 |
| 5586 | 1885 |
| 5587 | 1886 |
| 5588 | 1887 |
| 5589 | 1887 |
| 5590 | 1888 |
| 5591 | 1888 |
| 5592 | 1889 |
| 5593 | 1889 |
| 5594 | 1890 |
| 5595 | 1890 |
| 5596 | 1891 |
| 5597 | 1891 |
| 5598 | 1892 |
| 5599 | 1893 |
| 5600 | 1893 |
| 5601 | 1894 |
| 5602 | 1894 |
| 5603 | 1895 |
| 5604 | 1895 |
| 5605 | 1896 |
| 5606 | 1896 |
| 5607 | 1897 |
| 5610 | 1897 |
| 5611 | 1898 |

| | |
|------|------|
| 5612 | 1898 |
| 5613 | 1899 |
| 5614 | 1899 |
| 5615 | 1900 |
| 5616 | 1900 |
| 5617 | 1901 |
| 5618 | 1901 |
| 5619 | 1902 |
| 5620 | 1902 |
| 5621 | 1903 |
| 5622 | 1903 |
| 5623 | 1904 |
| 5624 | 1905 |
| 5625 | 1905 |
| 5626 | 1906 |
| 5627 | 1906 |
| 5628 | 1907 |
| 5630 | 1908 |
| 5632 | 1908 |
| 5634 | 1909 |
| 5635 | 1909 |
| 5636 | 1910 |
| 5637 | 1911 |
| 5638 | 1911 |
| 5639 | 1912 |
| 5640 | 1912 |
| 5641 | 1913 |
| 5642 | 1913 |
| 5643 | 1914 |
| 5644 | 1914 |
| 5645 | 1915 |
| 5646 | 1915 |
| 5647 | 1916 |
| 5648 | 1916 |
| 5649 | 1917 |
| 5650 | 1918 |
| 5652 | 1918 |
| 5653 | 1919 |
| 5654 | 1919 |
| 5656 | 1920 |
| 5658 | 1920 |
| 5659 | 1921 |
| 5660 | 1921 |
| 5661 | 1922 |
| 5662 | 1922 |

| | |
|------|------|
| 5663 | 1923 |
| 5664 | 1923 |
| 5665 | 1924 |
| 5666 | 1924 |
| 5669 | 1925 |
| 5670 | 1926 |
| 5671 | 1926 |
| 5672 | 1927 |
| 5673 | 1927 |
| 5674 | 1928 |
| 5675 | 1928 |
| 5677 | 1929 |
| 5678 | 1929 |
| 5679 | 1930 |
| 5680 | 1930 |
| 5681 | 1931 |
| 5682 | 1931 |
| 5683 | 1932 |
| 5684 | 1932 |
| 5685 | 1933 |
| 5686 | 1933 |
| 5687 | 1934 |
| 5688 | 1934 |
| 5689 | 1935 |
| 5690 | 1935 |
| 5691 | 1936 |
| 5693 | 1936 |
| 5694 | 1937 |
| 5695 | 1937 |
| 5696 | 1938 |
| 5697 | 1938 |
| 5698 | 1939 |
| 5699 | 1940 |
| 5700 | 1940 |
| 5701 | 1941 |
| 5702 | 1941 |
| 5703 | 1942 |
| 5704 | 1942 |
| 5707 | 1943 |
| 5708 | 1943 |
| 5709 | 1944 |
| 5710 | 1945 |
| 5711 | 1945 |
| 5712 | 1946 |
| 5713 | 1946 |

| | |
|------|------|
| 5714 | 1947 |
| 5715 | 1948 |
| 5716 | 1949 |
| 5717 | 1949 |
| 5718 | 1950 |
| 5719 | 1951 |
| 5720 | 1951 |
| 5721 | 1952 |
| 5722 | 1952 |
| 5724 | 1953 |
| 5725 | 1953 |
| 5726 | 1954 |
| 5727 | 1954 |
| 5728 | 1955 |
| 5729 | 1956 |
| 5730 | 1957 |
| 5731 | 1957 |
| 5733 | 1958 |
| 5734 | 1959 |
| 5735 | 1959 |
| 5736 | 1960 |
| 5737 | 1960 |
| 5738 | 1961 |
| 5739 | 1962 |
| 5740 | 1962 |
| 5741 | 1963 |
| 5742 | 1963 |
| 5744 | 1964 |
| 5745 | 1964 |
| 5746 | 1965 |
| 5747 | 1966 |
| 5748 | 1966 |
| 5749 | 1967 |
| 5750 | 1967 |
| 5751 | 1968 |
| 5752 | 1969 |
| 5753 | 1969 |
| 5754 | 1970 |
| 5755 | 1970 |
| 5756 | 1971 |
| 5758 | 1971 |
| 5759 | 1972 |
| 5760 | 1973 |
| 5761 | 1973 |
| 5764 | 1974 |

| | |
|------|------|
| 5765 | 1974 |
| 5766 | 1975 |
| 5767 | 1975 |
| 5768 | 1976 |
| 5769 | 1976 |
| 5770 | 1977 |
| 5771 | 1977 |
| 5772 | 1978 |
| 5773 | 1978 |
| 5774 | 1979 |
| 5776 | 1979 |
| 5778 | 1980 |
| 5780 | 1980 |
| 5781 | 1981 |
| 5782 | 1982 |
| 5783 | 1982 |
| 5784 | 1983 |
| 5785 | 1983 |
| 5786 | 1984 |
| 5787 | 1985 |
| 5788 | 1985 |
| 5789 | 1986 |
| 5790 | 1986 |
| 5792 | 1987 |
| 5793 | 1987 |
| 5794 | 1988 |
| 5795 | 1989 |
| 5796 | 1989 |
| 5797 | 1990 |
| 5798 | 1990 |
| 5799 | 1991 |
| 5800 | 1991 |
| 5801 | 1992 |
| 5802 | 1992 |
| 5803 | 1993 |
| 5804 | 1993 |
| 5805 | 1994 |
| 5806 | 1994 |
| 5807 | 1995 |
| 5808 | 1995 |
| 5809 | 1996 |
| 5810 | 1996 |
| 5811 | 1997 |
| 5812 | 1997 |
| 5813 | 1998 |

| | |
|------|------|
| 5814 | 1998 |
| 5815 | 1999 |
| 5816 | 1999 |
| 5817 | 2000 |
| 5818 | 2000 |
| 5819 | 2001 |
| 5820 | 2001 |
| 5821 | 2002 |
| 5822 | 2002 |
| 5823 | 2003 |
| 5824 | 2003 |
| 5825 | 2004 |
| 5827 | 2004 |
| 5828 | 2005 |
| 5829 | 2005 |
| 5830 | 2006 |
| 5832 | 2006 |
| 5833 | 2007 |
| 5834 | 2007 |
| 5835 | 2008 |
| 5836 | 2008 |
| 5837 | 2009 |
| 5838 | 2009 |
| 5839 | 2010 |
| 5840 | 2010 |
| 5841 | 2011 |
| 5842 | 2011 |
| 5843 | 2012 |
| 5844 | 2012 |
| 5845 | 2013 |
| 5847 | 2013 |
| 5848 | 2014 |
| 5849 | 2015 |
| 5850 | 2015 |
| 5853 | 2016 |
| 5854 | 2017 |
| 5855 | 2017 |
| 5856 | 2018 |
| 5858 | 2018 |
| 5859 | 2019 |
| 5860 | 2019 |
| 5861 | 2020 |
| 5862 | 2020 |
| 5863 | 2021 |
| 5864 | 2021 |

| | |
|------|------|
| 5865 | 2022 |
| 5866 | 2022 |
| 5867 | 2023 |
| 5873 | 2024 |
| 5874 | 2025 |
| 5875 | 2025 |
| 5876 | 2026 |
| 5877 | 2026 |
| 5878 | 2027 |
| 5879 | 2027 |
| 5880 | 2028 |
| 5881 | 2028 |
| 5882 | 2029 |
| 5883 | 2029 |
| 5884 | 2030 |
| 5885 | 2031 |
| 5886 | 2031 |
| 5887 | 2032 |
| 5888 | 2032 |
| 5889 | 2033 |
| 5890 | 2033 |
| 5891 | 2034 |
| 5892 | 2035 |
| 5893 | 2035 |
| 5894 | 2036 |
| 5895 | 2036 |
| 5896 | 2037 |
| 5897 | 2037 |
| 5898 | 2038 |
| 5899 | 2038 |
| 5900 | 2039 |
| 5901 | 2039 |
| 5904 | 2040 |
| 5905 | 2041 |
| 5906 | 2041 |
| 5907 | 2042 |
| 5908 | 2042 |
| 5909 | 2043 |
| 5910 | 2043 |
| 5916 | 2044 |
| 5920 | 2044 |
| 5921 | 2045 |
| 5922 | 2045 |
| 5930 | 2046 |
| 5931 | 2046 |

| | |
|------|------|
| 5932 | 2047 |
| 5933 | 2047 |
| 5934 | 2048 |
| 5935 | 2048 |
| 5936 | 2049 |
| 5937 | 2049 |
| 5938 | 2050 |
| 5939 | 2050 |
| 5940 | 2051 |
| 5941 | 2051 |
| 5942 | 2052 |
| 5943 | 2053 |
| 5944 | 2053 |
| 5945 | 2054 |
| 5947 | 2054 |
| 5948 | 2055 |
| 5949 | 2055 |
| 5950 | 2056 |
| 5951 | 2056 |
| 5952 | 2057 |
| 5953 | 2058 |
| 5954 | 2058 |
| 5955 | 2059 |
| 5956 | 2060 |
| 5957 | 2060 |
| 5958 | 2061 |
| 5959 | 2062 |
| 5960 | 2063 |
| 5961 | 2063 |
| 5962 | 2064 |
| 5963 | 2064 |
| 5964 | 2065 |
| 5965 | 2065 |
| 5966 | 2066 |
| 5967 | 2067 |
| 5968 | 2067 |
| 5969 | 2068 |
| 5970 | 2068 |
| 5971 | 2069 |
| 5972 | 2069 |
| 5973 | 2070 |
| 5974 | 2070 |
| 5975 | 2071 |
| 5976 | 2071 |
| 5977 | 2072 |

| | |
|------|------|
| 5978 | 2073 |
| 5979 | 2073 |
| 5980 | 2074 |
| 5981 | 2074 |
| 5982 | 2075 |
| 5983 | 2075 |
| 5984 | 2076 |
| 5985 | 2076 |
| 5986 | 2077 |
| 5991 | 2077 |
| 5992 | 2078 |
| 5993 | 2079 |
| 5994 | 2079 |
| 5995 | 2079 |
| 5996 | 2080 |
| 5997 | 2080 |
| 5998 | 2081 |
| 6000 | 2081 |
| 6001 | 2082 |
| 6002 | 2082 |
| 6003 | 2083 |
| 6004 | 2083 |
| 6005 | 2084 |
| 6006 | 2084 |
| 6007 | 2085 |
| 6008 | 2085 |
| 6009 | 2086 |
| 6010 | 2086 |
| 6011 | 2087 |
| 6012 | 2087 |
| 6013 | 2088 |
| 6014 | 2088 |
| 6015 | 2089 |
| 6016 | 2090 |
| 6017 | 2090 |
| 6018 | 2090 |
| 6019 | 2091 |
| 6020 | 2091 |
| 6021 | 2092 |
| 6022 | 2092 |
| 6023 | 2093 |
| 6024 | 2093 |
| 6025 | 2094 |
| 6026 | 2094 |
| 6027 | 2095 |

| | |
|------|------|
| 6028 | 2095 |
| 6029 | 2096 |
| 6030 | 2096 |
| 6031 | 2097 |
| 6032 | 2098 |
| 6033 | 2098 |
| 6034 | 2099 |
| 6035 | 2099 |
| 6036 | 2100 |
| 6037 | 2101 |
| 6038 | 2101 |
| 6039 | 2101 |
| 6040 | 2102 |
| 6041 | 2102 |
| 6042 | 2103 |
| 6043 | 2103 |
| 6044 | 2104 |
| 6051 | 2104 |
| 6052 | 2105 |
| 6053 | 2105 |
| 6056 | 2106 |
| 6058 | 2107 |
| 6060 | 2107 |
| 6100 | 2108 |
| 6102 | 2108 |
| 6103 | 2109 |
| 6104 | 2109 |
| 6105 | 2110 |
| 6106 | 2110 |
| 6107 | 2111 |
| 6108 | 2111 |
| 6109 | 2112 |
| 6110 | 2112 |
| 6112 | 2113 |
| 6113 | 2113 |
| 6114 | 2114 |
| 6115 | 2114 |
| 6120 | 2115 |
| 6121 | 2115 |
| 6122 | 2116 |
| 6123 | 2116 |
| 6125 | 2117 |
| 6126 | 2117 |
| 6127 | 2118 |
| 6128 | 2118 |

| | |
|------|------|
| 6129 | 2119 |
| 6130 | 2119 |
| 6131 | 2120 |
| 6132 | 2121 |
| 6134 | 2121 |
| 6135 | 2122 |
| 6136 | 2122 |
| 6137 | 2123 |
| 6138 | 2123 |
| 6139 | 2124 |
| 6140 | 2124 |
| 6141 | 2125 |
| 6142 | 2125 |
| 6143 | 2126 |
| 6144 | 2126 |
| 6145 | 2127 |
| 6146 | 2127 |
| 6147 | 2128 |
| 6148 | 2129 |
| 6149 | 2129 |
| 6150 | 2130 |
| 6151 | 2130 |
| 6152 | 2131 |
| 6153 | 2131 |
| 6154 | 2132 |
| 6155 | 2132 |
| 6156 | 2133 |
| 6157 | 2133 |
| 6158 | 2134 |
| 6159 | 2134 |
| 6160 | 2135 |
| 6161 | 2136 |
| 6162 | 2136 |
| 6163 | 2137 |
| 6164 | 2137 |
| 6166 | 2138 |
| 6174 | 2138 |
| 6175 | 2139 |
| 6176 | 2139 |
| 6177 | 2140 |
| 6178 | 2140 |
| 6179 | 2141 |
| 6180 | 2141 |
| 6181 | 2142 |
| 6182 | 2142 |

| | |
|------|------|
| 6183 | 2143 |
| 6184 | 2143 |
| 6185 | 2144 |
| 6186 | 2144 |
| 6187 | 2145 |
| 6188 | 2146 |
| 6189 | 2146 |
| 6191 | 2147 |
| 6192 | 2147 |
| 6194 | 2148 |
| 6195 | 2148 |
| 6196 | 2149 |
| 6197 | 2149 |
| 6198 | 2150 |
| 6199 | 2150 |
| 6200 | 2151 |
| 6600 | 2151 |
| 6601 | 2152 |
| 6602 | 2153 |
| 6603 | 2153 |
| 6604 | 2154 |
| 6605 | 2154 |
| 6606 | 2155 |
| 6607 | 2155 |
| 6608 | 2156 |
| 6609 | 2156 |
| 6610 | 2157 |
| 6611 | 2157 |
| 6612 | 2158 |
| 6650 | 2159 |
| 6651 | 2159 |
| 6652 | 2160 |
| 6653 | 2160 |
| 6654 | 2161 |
| 6655 | 2161 |
| 6656 | 2162 |
| 6657 | 2162 |
| 6658 | 2163 |
| 6659 | 2163 |
| 6660 | 2164 |
| 6661 | 2165 |
| 6662 | 2165 |
| 6665 | 2166 |
| 6666 | 2166 |
| 6667 | 2167 |

| | |
|------|------|
| 6670 | 2167 |
| 6671 | 2168 |
| 6672 | 2168 |
| 6673 | 2169 |
| 6674 | 2169 |
| 6675 | 2170 |
| 6676 | 2170 |
| 6677 | 2171 |
| 6678 | 2172 |
| 6679 | 2172 |
| 6680 | 2172 |
| 6681 | 2173 |
| 6682 | 2173 |
| 6683 | 2174 |
| 6687 | 2175 |
| 6688 | 2175 |
| 6689 | 2176 |
| 6690 | 2176 |
| 6691 | 2177 |
| 6692 | 2177 |
| 6694 | 2178 |
| 6695 | 2178 |
| 6696 | 2179 |
| 6697 | 2179 |
| 6698 | 2180 |
| 6699 | 2180 |
| 6700 | 2181 |
| 6701 | 2182 |
| 6702 | 2182 |
| 6703 | 2183 |
| 6704 | 2183 |
| 6705 | 2184 |
| 6706 | 2185 |
| 6707 | 2185 |
| 6708 | 2186 |
| 6709 | 2186 |
| 6710 | 2187 |
| 6711 | 2187 |
| 6712 | 2188 |
| 6713 | 2188 |
| 6714 | 2189 |
| 6715 | 2189 |
| 6716 | 2190 |
| 6717 | 2190 |
| 6718 | 2191 |

| | |
|------|------|
| 6721 | 2191 |
| 6723 | 2192 |
| 6724 | 2193 |
| 6725 | 2193 |
| 6726 | 2194 |
| 6727 | 2194 |
| 6728 | 2195 |
| 6729 | 2195 |
| 6730 | 2196 |
| 6731 | 2196 |
| 6732 | 2197 |
| 6733 | 2197 |
| 6750 | 2198 |
| 6751 | 2199 |
| 6752 | 2199 |
| 6753 | 2200 |
| 6754 | 2200 |
| 6755 | 2201 |
| 6756 | 2201 |
| 6757 | 2202 |
| 6758 | 2202 |
| 6759 | 2203 |
| 6760 | 2204 |
| 6761 | 2204 |
| 6762 | 2205 |
| 6763 | 2205 |
| 6764 | 2206 |
| 6765 | 2206 |
| 6766 | 2207 |
| 6767 | 2208 |
| 6768 | 2208 |
| 6769 | 2209 |
| 6770 | 2209 |
| 6771 | 2210 |
| 6772 | 2210 |
| 6773 | 2211 |
| 6774 | 2211 |
| 6775 | 2212 |
| 6776 | 2212 |
| 6777 | 2213 |
| 6778 | 2213 |
| 6779 | 2214 |
| 6780 | 2214 |
| 6781 | 2215 |
| 6800 | 2215 |

| | |
|------|------|
| 6801 | 2216 |
| 6802 | 2216 |
| 6803 | 2217 |
| 6804 | 2218 |
| 6805 | 2218 |
| 6806 | 2219 |
| 6807 | 2219 |
| 6808 | 2220 |
| 6810 | 2220 |
| 6811 | 2221 |
| 6812 | 2221 |
| 6813 | 2222 |
| 6815 | 2222 |
| 6816 | 2223 |
| 6817 | 2223 |
| 6820 | 2224 |
| 6821 | 2225 |
| 6822 | 2225 |
| 6823 | 2226 |
| 6824 | 2226 |
| 6825 | 2227 |
| 6826 | 2227 |
| 6827 | 2228 |
| 6830 | 2228 |
| 6831 | 2229 |
| 6832 | 2229 |
| 6833 | 2230 |
| 6834 | 2230 |
| 6835 | 2231 |
| 6836 | 2232 |
| 6837 | 2232 |
| 6838 | 2233 |
| 6839 | 2233 |
| 6840 | 2234 |
| 6841 | 2234 |
| 6842 | 2235 |
| 6843 | 2235 |
| 6844 | 2236 |
| 6846 | 2237 |
| 6847 | 2237 |
| 6848 | 2238 |
| 6849 | 2238 |
| 6850 | 2239 |
| 6851 | 2239 |
| 6852 | 2240 |

| | |
|------|------|
| 6853 | 2241 |
| 6854 | 2242 |
| 6855 | 2242 |
| 6856 | 2243 |
| 6857 | 2244 |
| 6858 | 2244 |
| 6860 | 2245 |
| 6862 | 2245 |
| 6863 | 2246 |
| 6864 | 2246 |
| 6865 | 2247 |
| 6866 | 2248 |
| 6867 | 2248 |
| 6868 | 2249 |
| 6869 | 2250 |
| 6870 | 2250 |
| 6871 | 2251 |
| 6872 | 2251 |
| 6873 | 2252 |
| 6874 | 2252 |
| 6875 | 2253 |
| 6876 | 2253 |
| 6877 | 2254 |
| 6878 | 2254 |
| 6879 | 2255 |
| 6880 | 2255 |
| 6881 | 2256 |
| 6882 | 2256 |
| 6883 | 2257 |
| 6884 | 2258 |
| 6885 | 2258 |
| 6886 | 2259 |
| 6899 | 2259 |
| 6900 | 2260 |
| 6901 | 2260 |
| 6902 | 2261 |
| 6903 | 2261 |
| 6904 | 2262 |
| 6906 | 2262 |
| 6907 | 2263 |
| 6908 | 2264 |
| 6910 | 2264 |
| 6911 | 2265 |
| 6912 | 2265 |
| 6913 | 2266 |

| | |
|------|------|
| 6914 | 2266 |
| 6915 | 2267 |
| 6916 | 2267 |
| 6917 | 2268 |
| 6918 | 2268 |
| 6919 | 2269 |
| 6920 | 2269 |
| 6921 | 2270 |
| 6922 | 2270 |
| 6923 | 2271 |
| 6924 | 2272 |
| 6925 | 2272 |
| 6926 | 2273 |
| 6927 | 2273 |
| 6928 | 2274 |
| 6929 | 2274 |
| 6930 | 2275 |
| 6931 | 2276 |
| 6932 | 2276 |
| 6933 | 2277 |
| 6934 | 2277 |
| 6935 | 2278 |
| 6936 | 2278 |
| 6937 | 2279 |
| 6938 | 2279 |
| 6939 | 2280 |
| 6940 | 2280 |
| 6941 | 2281 |
| 6942 | 2281 |
| 6943 | 2282 |
| 6944 | 2283 |
| 6945 | 2283 |
| 6946 | 2284 |
| 6947 | 2284 |
| 6948 | 2285 |
| 6949 | 2285 |
| 6950 | 2286 |
| 6951 | 2286 |
| 6952 | 2287 |
| 6953 | 2287 |
| 6954 | 2288 |
| 6955 | 2289 |
| 6956 | 2289 |
| 6957 | 2290 |
| 6958 | 2290 |

| | |
|------|------|
| 6961 | 2291 |
| 6962 | 2291 |
| 6963 | 2292 |
| 6964 | 2292 |
| 6965 | 2293 |
| 6966 | 2294 |
| 6968 | 2294 |
| 6969 | 2295 |
| 6970 | 2295 |
| 6971 | 2296 |
| 6972 | 2296 |
| 6973 | 2297 |
| 6974 | 2297 |
| 6975 | 2298 |
| 6976 | 2298 |
| 6977 | 2299 |
| 6978 | 2299 |
| 6979 | 2300 |
| 6980 | 2301 |
| 6981 | 2301 |
| 6982 | 2302 |
| 6983 | 2302 |
| 6984 | 2303 |
| 6985 | 2303 |
| 6986 | 2304 |
| 6988 | 2304 |
| 6989 | 2305 |
| 6990 | 2305 |
| 6991 | 2306 |
| 6992 | 2307 |
| 6993 | 2307 |
| 6994 | 2308 |
| 6995 | 2308 |
| 6996 | 2309 |
| 6998 | 2309 |
| 6999 | 2310 |
| 7413 | 2310 |
| 7415 | 2311 |
| 7416 | 2312 |
| 7417 | 2312 |
| 7418 | 2313 |
| 7419 | 2313 |
| 7420 | 2314 |
| 7421 | 2314 |
| 7423 | 2315 |

| | |
|------|------|
| 7424 | 2315 |
| 7425 | 2316 |
| 7426 | 2316 |
| 7427 | 2317 |
| 7428 | 2317 |
| 7429 | 2318 |
| 7430 | 2318 |
| 7431 | 2319 |
| 7432 | 2319 |
| 7433 | 2320 |
| 7434 | 2320 |
| 7435 | 2321 |
| 7436 | 2322 |
| 7437 | 2322 |
| 7438 | 2322 |
| 7439 | 2323 |
| 7440 | 2323 |
| 7441 | 2324 |
| 7442 | 2324 |
| 7443 | 2325 |
| 7444 | 2325 |
| 7445 | 2326 |
| 7446 | 2327 |
| 7447 | 2327 |
| 7448 | 2328 |
| 7449 | 2329 |
| 7450 | 2329 |
| 7451 | 2330 |
| 7452 | 2331 |
| 7453 | 2331 |
| 7454 | 2332 |
| 7455 | 2332 |
| 7457 | 2333 |
| 7458 | 2333 |
| 7459 | 2334 |
| 7460 | 2334 |
| 7461 | 2335 |
| 7462 | 2336 |
| 7463 | 2336 |
| 7464 | 2337 |
| 7465 | 2337 |
| 7466 | 2338 |
| 7467 | 2338 |
| 7468 | 2339 |
| 7469 | 2340 |

| | |
|------|------|
| 7470 | 2340 |
| 7471 | 2341 |
| 7472 | 2341 |
| 7473 | 2342 |
| 7474 | 2342 |
| 7475 | 2343 |
| 7476 | 2343 |
| 7478 | 2344 |
| 7479 | 2344 |
| 7480 | 2345 |
| 7481 | 2346 |
| 7482 | 2346 |
| 7483 | 2347 |
| 7484 | 2347 |
| 7485 | 2348 |
| 7486 | 2348 |
| 7487 | 2349 |
| 7488 | 2350 |
| 7489 | 2351 |
| 7492 | 2351 |
| 7493 | 2352 |
| 7494 | 2353 |
| 7495 | 2353 |
| 7496 | 2354 |
| 7497 | 2354 |
| 7498 | 2355 |
| 7500 | 2356 |
| 7502 | 2356 |
| 7503 | 2357 |
| 7504 | 2357 |
| 7505 | 2358 |
| 7506 | 2358 |
| 7507 | 2359 |
| 7508 | 2360 |
| 7509 | 2360 |
| 7510 | 2361 |
| 7511 | 2361 |
| 7512 | 2362 |
| 7513 | 2362 |
| 7514 | 2363 |
| 7515 | 2363 |
| 7516 | 2364 |
| 7517 | 2365 |
| 7518 | 2365 |
| 7519 | 2366 |

| | |
|------|------|
| 7520 | 2366 |
| 7521 | 2367 |
| 7522 | 2367 |
| 7523 | 2368 |
| 7524 | 2368 |
| 7525 | 2369 |
| 7526 | 2369 |
| 7527 | 2370 |
| 7528 | 2370 |
| 7529 | 2371 |
| 7530 | 2371 |
| 7531 | 2372 |
| 7532 | 2372 |
| 7533 | 2373 |
| 7534 | 2373 |
| 7535 | 2374 |
| 7536 | 2375 |
| 7537 | 2375 |
| 7544 | 2376 |
| 7545 | 2376 |
| 7546 | 2377 |
| 7547 | 2378 |
| 7548 | 2378 |
| 7550 | 2379 |
| 7551 | 2379 |
| 7552 | 2380 |
| 7553 | 2381 |
| 7554 | 2381 |
| 7555 | 2382 |
| 7556 | 2382 |
| 7557 | 2383 |
| 7558 | 2383 |
| 7559 | 2384 |
| 7560 | 2384 |
| 7561 | 2385 |
| 7562 | 2386 |
| 7563 | 2386 |
| 7564 | 2387 |
| 7565 | 2387 |
| 7566 | 2388 |
| 7567 | 2388 |
| 7569 | 2389 |
| 7570 | 2390 |
| 7571 | 2390 |
| 7572 | 2391 |

| | |
|------|------|
| 7576 | 2391 |
| 7577 | 2392 |
| 7578 | 2393 |
| 7579 | 2393 |
| 7580 | 2394 |
| 7581 | 2394 |
| 7582 | 2395 |
| 7583 | 2395 |
| 7584 | 2396 |
| 7585 | 2397 |
| 7586 | 2397 |
| 7587 | 2398 |
| 7589 | 2399 |
| 7590 | 2399 |
| 7592 | 2400 |
| 7593 | 2400 |
| 7594 | 2401 |
| 7595 | 2401 |
| 7596 | 2402 |
| 7597 | 2403 |
| 7598 | 2403 |
| 7599 | 2404 |
| 7600 | 2404 |
| 7601 | 2405 |
| 7602 | 2405 |
| 7603 | 2406 |
| 7604 | 2406 |
| 7606 | 2407 |
| 7607 | 2408 |
| 7608 | 2408 |
| 7609 | 2409 |
| 7610 | 2409 |
| 7613 | 2410 |
| 7617 | 2410 |
| 7618 | 2411 |
| 7624 | 2411 |
| 7625 | 2412 |
| 7627 | 2412 |
| 7628 | 2413 |
| 7629 | 2413 |
| 7630 | 2414 |
| 7631 | 2415 |
| 7632 | 2415 |
| 7638 | 2416 |
| 7639 | 2416 |

| | |
|------|------|
| 7644 | 2417 |
| 7645 | 2417 |
| 7646 | 2418 |
| 7647 | 2418 |
| 7648 | 2419 |
| 7649 | 2420 |
| 7650 | 2420 |
| 7651 | 2421 |
| 7652 | 2421 |
| 7653 | 2422 |
| 7654 | 2422 |
| 7655 | 2423 |
| 7656 | 2424 |
| 7658 | 2424 |
| 7659 | 2425 |
| 7660 | 2425 |
| 7662 | 2426 |
| 7663 | 2426 |
| 7664 | 2427 |
| 7665 | 2428 |
| 7666 | 2428 |
| 7669 | 2429 |
| 7670 | 2429 |
| 7671 | 2430 |
| 7672 | 2430 |
| 7673 | 2431 |
| 7674 | 2431 |
| 7676 | 2432 |
| 7677 | 2432 |
| 7678 | 2433 |
| 7680 | 2433 |
| 7681 | 2434 |
| 7682 | 2434 |
| 7683 | 2435 |
| 7685 | 2436 |
| 7686 | 2436 |
| 7687 | 2437 |
| 7688 | 2437 |
| 7689 | 2438 |
| 7691 | 2438 |
| 7692 | 2439 |
| 7693 | 2439 |
| 7694 | 2440 |
| 7695 | 2440 |
| 7696 | 2441 |

| | |
|------|------|
| 7697 | 2441 |
| 7700 | 2442 |
| 7701 | 2442 |
| 7702 | 2443 |
| 7703 | 2443 |
| 7704 | 2444 |
| 7705 | 2444 |
| 7706 | 2445 |
| 7707 | 2445 |
| 7708 | 2446 |
| 7711 | 2446 |
| 7712 | 2447 |
| 7719 | 2447 |
| 7723 | 2448 |
| 7724 | 2448 |
| 7725 | 2449 |
| 7799 | 2449 |
| 7802 | 2450 |
| 7803 | 2451 |
| 7804 | 2451 |
| 7805 | 2452 |
| 7807 | 2452 |
| 7808 | 2453 |
| 7809 | 2454 |
| 7810 | 2454 |
| 7811 | 2455 |
| 7812 | 2455 |
| 7813 | 2456 |
| 7814 | 2456 |
| 7815 | 2457 |
| 7816 | 2457 |
| 7817 | 2458 |
| 7820 | 2458 |
| 7821 | 2459 |
| 7823 | 2460 |
| 7824 | 2460 |
| 7825 | 2461 |
| 7826 | 2461 |
| 7827 | 2462 |
| 7828 | 2462 |
| 7829 | 2463 |
| 7830 | 2464 |
| 7831 | 2464 |
| 7832 | 2465 |
| 7833 | 2465 |

| | |
|------|------|
| 7834 | 2466 |
| 7835 | 2467 |
| 7836 | 2467 |
| 7837 | 2468 |
| 7838 | 2468 |
| 7839 | 2469 |
| 7840 | 2470 |
| 7841 | 2470 |
| 7842 | 2471 |
| 7843 | 2471 |
| 7844 | 2472 |
| 7845 | 2472 |
| 7846 | 2473 |
| 7847 | 2473 |
| 7848 | 2474 |
| 7849 | 2475 |
| 7850 | 2475 |
| 7851 | 2476 |
| 7852 | 2476 |
| 7853 | 2477 |
| 7854 | 2477 |
| 7855 | 2478 |
| 7856 | 2478 |
| 7857 | 2479 |
| 7858 | 2479 |
| 7859 | 2480 |
| 7860 | 2480 |
| 7861 | 2481 |
| 7862 | 2481 |
| 7863 | 2482 |
| 7864 | 2483 |
| 7865 | 2483 |
| 7866 | 2484 |
| 7867 | 2484 |
| 7868 | 2485 |
| 7871 | 2485 |
| 7872 | 2486 |
| 7873 | 2486 |
| 7874 | 2487 |
| 7875 | 2487 |
| 7876 | 2488 |
| 7877 | 2488 |
| 7878 | 2489 |
| 7879 | 2489 |
| 7880 | 2490 |

| | |
|------|------|
| 7881 | 2490 |
| 7882 | 2491 |
| 7883 | 2491 |
| 7884 | 2492 |
| 7885 | 2492 |
| 7886 | 2493 |
| 7887 | 2493 |
| 7888 | 2494 |
| 7889 | 2494 |
| 7890 | 2495 |
| 7891 | 2495 |
| 7892 | 2496 |
| 7893 | 2496 |
| 7894 | 2497 |
| 7895 | 2497 |
| 7896 | 2498 |
| 7897 | 2498 |
| 7898 | 2499 |
| 7899 | 2499 |
| 7900 | 2500 |
| 7901 | 2500 |
| 7902 | 2501 |
| 7903 | 2501 |
| 7904 | 2502 |
| 7905 | 2502 |
| 7906 | 2503 |
| 7907 | 2503 |
| 7908 | 2504 |
| 7909 | 2504 |
| 7910 | 2505 |
| 7934 | 2506 |
| 7947 | 2506 |
| 7948 | 2507 |
| 7949 | 2507 |
| 7960 | 2508 |
| 7961 | 2508 |
| 7962 | 2509 |
| 7963 | 2509 |
| 7965 | 2510 |
| 7967 | 2510 |
| 7968 | 2511 |
| 7969 | 2511 |
| 7970 | 2512 |
| 7971 | 2513 |
| 7972 | 2513 |

| | |
|------|------|
| 7973 | 2514 |
| 7974 | 2514 |
| 7975 | 2515 |
| 7976 | 2515 |
| 7977 | 2516 |
| 7978 | 2516 |
| 7979 | 2517 |
| 7980 | 2517 |
| 7981 | 2518 |
| 7982 | 2519 |
| 7983 | 2519 |
| 7984 | 2520 |
| 7985 | 2520 |
| 7986 | 2521 |
| 7987 | 2521 |
| 7988 | 2522 |
| 7989 | 2522 |
| 7990 | 2523 |
| 7991 | 2524 |
| 7992 | 2524 |
| 7993 | 2525 |
| 7994 | 2525 |
| 8100 | 2526 |
| 8101 | 2526 |
| 8102 | 2527 |
| 8103 | 2528 |
| 8104 | 2528 |
| 8105 | 2529 |
| 8106 | 2529 |
| 8107 | 2530 |
| 8109 | 2530 |
| 8110 | 2531 |
| 8111 | 2531 |
| 8112 | 2532 |
| 8113 | 2532 |
| 8114 | 2533 |
| 8115 | 2533 |
| 8116 | 2534 |
| 8117 | 2534 |
| 8118 | 2535 |
| 8119 | 2536 |
| 8120 | 2536 |
| 8121 | 2537 |
| 8122 | 2537 |
| 8123 | 2538 |

| | |
|------|------|
| 8124 | 2538 |
| 8125 | 2539 |
| 8126 | 2540 |
| 8127 | 2540 |
| 8128 | 2541 |
| 8129 | 2541 |
| 8130 | 2542 |
| 8145 | 2542 |
| 8199 | 2543 |
| 8200 | 2543 |
| 8201 | 2544 |
| 8202 | 2544 |
| 8203 | 2545 |
| 8204 | 2545 |
| 8205 | 2546 |
| 8206 | 2546 |
| 8207 | 2547 |
| 8208 | 2547 |
| 8209 | 2548 |
| 8210 | 2549 |
| 8211 | 2549 |
| 8212 | 2550 |
| 8213 | 2550 |
| 8214 | 2551 |
| 8215 | 2552 |
| 8216 | 2552 |
| 8217 | 2553 |
| 8218 | 2553 |
| 8219 | 2554 |
| 8220 | 2554 |
| 8221 | 2555 |
| 8222 | 2555 |
| 8223 | 2556 |
| 8224 | 2557 |
| 8225 | 2557 |
| 8226 | 2558 |
| 8227 | 2558 |
| 8228 | 2559 |
| 8230 | 2560 |
| 8231 | 2560 |
| 8232 | 2561 |
| 8233 | 2561 |
| 8234 | 2562 |
| 8235 | 2562 |
| 8236 | 2563 |

| | |
|------|------|
| 8237 | 2563 |
| 8239 | 2564 |
| 8240 | 2565 |
| 8241 | 2565 |
| 8242 | 2566 |
| 8243 | 2566 |
| 8244 | 2567 |
| 8245 | 2568 |
| 8246 | 2568 |
| 8247 | 2569 |
| 8248 | 2569 |
| 8249 | 2570 |
| 8250 | 2570 |
| 8251 | 2571 |
| 8252 | 2572 |
| 8253 | 2572 |
| 8254 | 2573 |
| 8255 | 2573 |
| 8256 | 2574 |
| 8257 | 2574 |
| 8258 | 2575 |
| 8259 | 2576 |
| 8260 | 2576 |
| 8261 | 2577 |
| 8263 | 2577 |
| 8264 | 2578 |
| 8267 | 2578 |
| 8268 | 2579 |
| 8269 | 2579 |
| 8270 | 2580 |
| 8271 | 2580 |
| 8274 | 2581 |
| 8275 | 2582 |
| 8276 | 2582 |
| 8277 | 2583 |
| 8278 | 2584 |
| 8279 | 2585 |
| 8280 | 2585 |
| 8281 | 2586 |
| 8282 | 2586 |
| 8283 | 2587 |
| 8284 | 2588 |
| 8285 | 2588 |
| 8286 | 2589 |
| 8287 | 2589 |

| | |
|------|------|
| 8288 | 2590 |
| 8289 | 2591 |
| 8290 | 2591 |
| 8291 | 2592 |
| 8292 | 2592 |
| 8293 | 2593 |
| 8294 | 2593 |
| 8295 | 2594 |
| 8296 | 2595 |
| 8297 | 2595 |
| 8298 | 2596 |
| 8299 | 2596 |
| 8500 | 2597 |
| 8501 | 2597 |
| 8502 | 2598 |
| 8503 | 2598 |
| 8504 | 2599 |
| 8505 | 2599 |
| 8520 | 2600 |
| 8521 | 2600 |
| 8522 | 2601 |
| 8523 | 2601 |
| 8524 | 2602 |
| 8525 | 2603 |
| 8526 | 2603 |
| 8527 | 2604 |
| 8528 | 2604 |
| 8529 | 2605 |
| 8530 | 2605 |
| 8531 | 2606 |
| 8532 | 2606 |
| 8533 | 2607 |
| 8534 | 2607 |
| 8535 | 2608 |
| 8536 | 2608 |
| 8537 | 2609 |
| 8538 | 2609 |
| 8539 | 2610 |
| 8540 | 2610 |
| 8541 | 2611 |
| 8542 | 2612 |
| 8543 | 2612 |
| 8544 | 2613 |
| 8545 | 2613 |
| 8546 | 2614 |

| | |
|------|------|
| 8547 | 2614 |
| 8548 | 2615 |
| 8549 | 2615 |
| 8550 | 2616 |
| 8551 | 2616 |
| 8552 | 2617 |
| 8553 | 2617 |
| 8554 | 2618 |
| 8555 | 2618 |
| 8556 | 2619 |
| 8557 | 2619 |
| 8558 | 2620 |
| 8559 | 2620 |
| 8560 | 2621 |
| 8561 | 2621 |
| 8570 | 2622 |
| 8571 | 2622 |
| 8572 | 2623 |
| 9000 | 2623 |
| 9001 | 2624 |
| 9011 | 2625 |
| 9012 | 2625 |
| 9013 | 2626 |
| 9014 | 2626 |
| 9015 | 2627 |
| 9016 | 2628 |
| 9017 | 2628 |
| 9018 | 2629 |
| 9019 | 2629 |
| 9020 | 2630 |
| 9021 | 2630 |
| 9022 | 2631 |
| 9023 | 2632 |
| 9024 | 2632 |
| 9025 | 2633 |
| 9026 | 2633 |
| 9027 | 2634 |
| 9028 | 2634 |
| 9100 | 2635 |
| 9101 | 2635 |
| 9102 | 2636 |
| 9103 | 2637 |
| 9104 | 2638 |
| 9105 | 2638 |
| 9106 | 2639 |

| | |
|------|------|
| 9107 | 2639 |
| 9108 | 2640 |
| 9109 | 2641 |
| 9110 | 2641 |
| 9111 | 2642 |
| 9112 | 2642 |
| 9113 | 2643 |
| 9114 | 2643 |
| 9120 | 2644 |
| 9121 | 2644 |
| 9122 | 2645 |
| 9123 | 2646 |
| 9124 | 2646 |
| 9125 | 2647 |
| 9126 | 2647 |
| 9127 | 2648 |
| 9128 | 2648 |
| 9129 | 2649 |
| 9130 | 2650 |
| 9131 | 2650 |
| 9132 | 2651 |
| 9133 | 2652 |
| 9134 | 2653 |
| 9135 | 2653 |
| 9136 | 2654 |
| 9137 | 2655 |
| 9138 | 2655 |
| 9139 | 2656 |
| 9140 | 2656 |
| 9141 | 2657 |
| 9142 | 2657 |
| 9143 | 2658 |
| 9144 | 2658 |
| 9145 | 2659 |
| 9146 | 2660 |
| 9147 | 2660 |
| 9148 | 2661 |
| 9149 | 2661 |
| 9154 | 2662 |
| 9156 | 2663 |
| 9157 | 2663 |
| 9163 | 2664 |
| 9164 | 2664 |
| 9165 | 2665 |
| 9166 | 2665 |

| | |
|------|------|
| 9167 | 2666 |
| 9168 | 2666 |
| 9169 | 2667 |
| 9170 | 2667 |
| 9171 | 2668 |
| 9172 | 2668 |
| 9173 | 2669 |
| 9174 | 2669 |
| 9175 | 2670 |
| 9176 | 2670 |
| 9177 | 2671 |
| 9178 | 2671 |
| 9179 | 2672 |
| 9183 | 2673 |
| 9185 | 2673 |
| 9186 | 2674 |
| 9187 | 2674 |
| 9200 | 2675 |
| 9201 | 2675 |
| 9202 | 2676 |
| 9203 | 2676 |
| 9204 | 2677 |
| 9205 | 2677 |
| 9206 | 2678 |
| 9207 | 2678 |
| 9208 | 2679 |
| 9210 | 2679 |
| 9211 | 2680 |
| 9212 | 2680 |
| 9213 | 2681 |
| 9214 | 2682 |
| 9215 | 2682 |
| 9216 | 2683 |
| 9217 | 2683 |
| 9219 | 2684 |
| 9220 | 2684 |
| 9221 | 2685 |
| 9222 | 2685 |
| 9223 | 2686 |
| 9224 | 2687 |
| 9225 | 2687 |
| 9226 | 2688 |
| 9227 | 2688 |
| 9228 | 2689 |
| 9229 | 2689 |

| | |
|------|------|
| 9230 | 2690 |
| 9231 | 2690 |
| 9232 | 2691 |
| 9233 | 2691 |
| 9234 | 2692 |
| 9235 | 2692 |
| 9236 | 2693 |
| 9238 | 2693 |
| 9239 | 2694 |
| 9240 | 2694 |
| 9241 | 2695 |
| 9242 | 2695 |
| 9243 | 2696 |
| 9244 | 2696 |
| 9245 | 2697 |
| 9246 | 2698 |
| 9247 | 2698 |
| 9248 | 2699 |
| 9249 | 2700 |
| 9250 | 2700 |
| 9251 | 2701 |
| 9252 | 2701 |
| 9253 | 2702 |
| 9254 | 2702 |
| 9255 | 2703 |
| 9256 | 2704 |
| 9257 | 2704 |
| 9258 | 2705 |
| 9259 | 2705 |
| 9260 | 2706 |
| 9261 | 2706 |
| 9262 | 2707 |
| 9263 | 2708 |
| 9264 | 2708 |
| 9266 | 2709 |
| 9267 | 2709 |
| 9268 | 2710 |
| 9270 | 2710 |
| 9271 | 2711 |
| 9285 | 2711 |
| 9286 | 2712 |
| 9287 | 2712 |
| 9288 | 2713 |
| 9289 | 2713 |
| 9290 | 2714 |

| | |
|------|------|
| 9291 | 2715 |
| 9292 | 2715 |
| 9293 | 2716 |
| 9294 | 2716 |
| 9295 | 2717 |
| 9296 | 2717 |
| 9297 | 2718 |
| 9298 | 2718 |
| 9301 | 2719 |
| 9302 | 2719 |
| 9303 | 2720 |
| 9304 | 2720 |
| 9305 | 2721 |
| 9306 | 2721 |
| 9307 | 2722 |
| 9308 | 2722 |
| 9309 | 2723 |
| 9310 | 2724 |
| 9311 | 2724 |
| 9316 | 2724 |
| 9317 | 2725 |
| 9318 | 2725 |
| 9319 | 2726 |
| 9320 | 2727 |
| 9321 | 2727 |
| 9322 | 2728 |
| 9324 | 2728 |
| 9325 | 2729 |
| 9326 | 2729 |
| 9327 | 2730 |
| 9328 | 2731 |
| 9329 | 2731 |
| 9330 | 2732 |
| 9331 | 2732 |
| 9334 | 2733 |
| 9335 | 2733 |
| 9336 | 2734 |
| 9337 | 2735 |
| 9338 | 2735 |
| 9340 | 2736 |
| 9341 | 2736 |
| 9342 | 2737 |
| 9343 | 2737 |
| 9344 | 2738 |
| 9345 | 2738 |

| | |
|------|------|
| 9347 | 2739 |
| 9350 | 2739 |
| 9351 | 2740 |
| 9352 | 2740 |
| 9353 | 2741 |
| 9354 | 2742 |
| 9356 | 2742 |
| 9357 | 2743 |
| 9358 | 2743 |
| 9359 | 2744 |
| 9360 | 2744 |
| 9361 | 2745 |
| 9362 | 2745 |
| 9363 | 2746 |
| 9367 | 2747 |
| 9368 | 2747 |
| 9369 | 2748 |
| 9370 | 2748 |
| 9371 | 2749 |
| 9373 | 2749 |
| 9374 | 2750 |
| 9375 | 2750 |
| 9376 | 2751 |
| 9377 | 2751 |
| 9378 | 2752 |
| 9379 | 2753 |
| 9380 | 2753 |
| 9381 | 2754 |
| 9383 | 2754 |
| 9385 | 2755 |
| 9386 | 2755 |
| 9387 | 2756 |
| 9388 | 2756 |
| 9389 | 2757 |
| 9390 | 2757 |
| 9391 | 2758 |
| 9392 | 2758 |
| 9393 | 2759 |
| 9400 | 2760 |
| 9401 | 2760 |
| 9402 | 2761 |
| 9403 | 2761 |
| 9404 | 2762 |
| 9405 | 2762 |
| 9406 | 2763 |

| | |
|------|------|
| 9407 | 2763 |
| 9408 | 2764 |
| 9409 | 2764 |
| 9410 | 2765 |
| 9411 | 2765 |
| 9412 | 2766 |
| 9413 | 2766 |
| 9414 | 2767 |
| 9415 | 2767 |
| 9416 | 2768 |
| 9417 | 2768 |
| 9418 | 2769 |
| 9419 | 2770 |
| 9420 | 2770 |
| 9421 | 2771 |
| 9422 | 2771 |
| 9423 | 2772 |
| 9424 | 2772 |
| 9425 | 2773 |
| 9427 | 2773 |
| 9428 | 2774 |
| 9429 | 2774 |
| 9430 | 2775 |
| 9431 | 2776 |
| 9432 | 2776 |
| 9433 | 2777 |
| 9434 | 2777 |
| 9435 | 2778 |
| 9436 | 2778 |
| 9437 | 2779 |
| 9438 | 2779 |
| 9439 | 2780 |
| 9440 | 2780 |
| 9441 | 2781 |
| 9442 | 2782 |
| 9443 | 2782 |
| 9444 | 2783 |
| 9445 | 2783 |
| 9446 | 2784 |
| 9447 | 2784 |
| 9448 | 2785 |
| 9449 | 2785 |
| 9450 | 2786 |
| 9451 | 2786 |
| 9452 | 2787 |

| | |
|------|------|
| 9453 | 2788 |
| 9454 | 2788 |
| 9455 | 2789 |
| 9456 | 2789 |
| 9457 | 2790 |
| 9458 | 2790 |
| 9459 | 2791 |
| 9460 | 2792 |
| 9461 | 2792 |
| 9462 | 2793 |
| 9463 | 2793 |
| 9464 | 2794 |
| 9465 | 2794 |
| 9466 | 2795 |
| 9467 | 2795 |
| 9468 | 2796 |
| 9469 | 2796 |
| 9470 | 2797 |
| 9471 | 2798 |
| 9472 | 2798 |
| 9473 | 2799 |
| 9474 | 2799 |
| 9475 | 2800 |
| 9476 | 2800 |
| 9477 | 2801 |
| 9478 | 2802 |
| 9479 | 2802 |
| 9480 | 2803 |
| 9481 | 2803 |
| 9482 | 2804 |
| 9486 | 2804 |
| 9487 | 2805 |
| 9488 | 2806 |
| 9489 | 2806 |
| 9490 | 2807 |
| 9491 | 2807 |
| 9492 | 2808 |
| 9493 | 2808 |
| 9494 | 2809 |
| 9495 | 2810 |
| 9496 | 2810 |
| 9497 | 2811 |
| 9498 | 2811 |
| 9500 | 2812 |
| 9514 | 2812 |

| | |
|------|------|
| 9531 | 2813 |
| 9532 | 2813 |
| 9533 | 2814 |
| 9534 | 2814 |
| 9536 | 2815 |
| 9540 | 2816 |
| 9541 | 2816 |
| 9542 | 2817 |
| 9543 | 2817 |
| 9544 | 2818 |
| 9545 | 2818 |
| 9546 | 2819 |
| 9547 | 2819 |
| 9548 | 2820 |
| 9550 | 2820 |
| 9551 | 2821 |
| 9552 | 2821 |
| 9553 | 2822 |
| 9554 | 2822 |
| 9555 | 2823 |
| 9556 | 2824 |
| 9557 | 2824 |
| 9558 | 2825 |
| 9559 | 2825 |
| 9560 | 2826 |
| 9561 | 2826 |
| 9562 | 2827 |
| 9563 | 2827 |
| 9564 | 2828 |
| 9565 | 2828 |
| 9566 | 2829 |
| 9567 | 2829 |
| 9570 | 2830 |
| 9572 | 2831 |
| 9573 | 2831 |
| 9574 | 2832 |
| 9577 | 2832 |
| 9578 | 2833 |
| 9579 | 2833 |
| 9580 | 2834 |
| 9581 | 2834 |
| 9582 | 2835 |
| 9583 | 2835 |
| 9584 | 2836 |
| 9585 | 2837 |

| | |
|------|------|
| 9586 | 2837 |
| 9587 | 2838 |
| 9588 | 2838 |
| 9589 | 2839 |
| 9590 | 2839 |
| 9591 | 2840 |
| 9592 | 2840 |
| 9593 | 2841 |
| 9594 | 2841 |
| 9595 | 2842 |
| 9596 | 2842 |
| 9597 | 2843 |
| 9598 | 2843 |
| 9599 | 2844 |
| 9600 | 2844 |
| 9601 | 2845 |
| 9602 | 2846 |
| 9603 | 2846 |
| 9604 | 2847 |
| 9605 | 2847 |
| 9607 | 2848 |
| 9608 | 2849 |
| 9613 | 2849 |
| 9614 | 2850 |
| 9615 | 2850 |
| 9616 | 2851 |
| 9617 | 2851 |
| 9618 | 2852 |
| 9619 | 2852 |
| 9620 | 2853 |
| 9623 | 2853 |
| 9624 | 2854 |
| 9626 | 2855 |
| 9627 | 2855 |
| 9628 | 2856 |
| 9629 | 2856 |
| 9630 | 2857 |
| 9632 | 2857 |
| 9634 | 2858 |
| 9650 | 2859 |
| 9651 | 2859 |
| 9652 | 2860 |
| 9653 | 2860 |
| 9654 | 2861 |
| 9655 | 2861 |

| | |
|------|------|
| 9656 | 2862 |
| 9661 | 2862 |
| 9662 | 2863 |
| 9663 | 2863 |
| 9664 | 2864 |
| 9665 | 2864 |
| 9666 | 2865 |
| 9672 | 2866 |
| 9673 | 2866 |
| 9674 | 2867 |
| 9675 | 2867 |
| 9676 | 2868 |
| 9677 | 2868 |
| 9678 | 2869 |
| 9679 | 2869 |
| 9680 | 2870 |
| 9682 | 2871 |
| 9683 | 2871 |
| 9685 | 2872 |
| 9686 | 2872 |
| 9687 | 2873 |
| 9688 | 2873 |
| 9689 | 2874 |
| 9690 | 2874 |
| 9691 | 2875 |
| 9692 | 2875 |
| 9693 | 2876 |
| 9694 | 2876 |
| 9695 | 2877 |
| 9696 | 2877 |
| 9697 | 2878 |
| 9698 | 2879 |
| 9699 | 2879 |
| 9700 | 2880 |
| 9701 | 2880 |
| 9703 | 2881 |
| 9704 | 2881 |
| 9705 | 2882 |
| 9706 | 2882 |
| 9707 | 2883 |
| 9708 | 2883 |
| 9709 | 2884 |
| 9710 | 2884 |
| 9711 | 2885 |
| 9714 | 2886 |

| | |
|------|------|
| 9715 | 2886 |
| 9716 | 2887 |
| 9717 | 2887 |
| 9718 | 2888 |
| 9719 | 2888 |
| 9721 | 2889 |
| 9722 | 2889 |
| 9723 | 2890 |
| 9724 | 2890 |
| 9725 | 2891 |
| 9726 | 2891 |
| 9727 | 2892 |
| 9728 | 2893 |
| 9729 | 2893 |
| 9730 | 2894 |
| 9731 | 2894 |
| 9732 | 2895 |
| 9733 | 2895 |
| 9734 | 2896 |
| 9735 | 2897 |
| 9736 | 2897 |
| 9737 | 2898 |
| 9738 | 2898 |
| 9740 | 2899 |
| 9752 | 2899 |
| 9753 | 2900 |
| 9756 | 2900 |
| 9757 | 2901 |
| 9758 | 2902 |
| 9760 | 2902 |
| 9761 | 2903 |
| 9762 | 2903 |
| 9766 | 2904 |
| 9771 | 2904 |
| 9772 | 2905 |
| 9774 | 2905 |
| 9775 | 2906 |
| 9777 | 2906 |
| 9778 | 2907 |
| 9779 | 2908 |
| 9780 | 2908 |
| 9781 | 2909 |
| 9782 | 2909 |
| 9783 | 2910 |
| 9784 | 2910 |

| | |
|------|------|
| 9785 | 2911 |
| 9786 | 2911 |
| 9787 | 2912 |
| 9788 | 2912 |
| 9789 | 2913 |
| 9790 | 2914 |
| 9791 | 2914 |
| 9792 | 2915 |
| 9793 | 2915 |
| 9794 | 2916 |
| 9799 | 2916 |
| 9800 | 2917 |
| 9801 | 2918 |
| 9802 | 2918 |
| 9803 | 2919 |
| 9804 | 2919 |
| 9805 | 2920 |
| 9806 | 2920 |
| 9807 | 2921 |
| 9808 | 2921 |
| 9809 | 2922 |
| 9810 | 2922 |
| 9811 | 2923 |
| 9812 | 2924 |
| 9813 | 2924 |
| 9814 | 2925 |
| 9815 | 2925 |
| 9816 | 2926 |
| 9817 | 2926 |
| 9818 | 2927 |
| 9819 | 2927 |
| 9820 | 2928 |
| 9821 | 2929 |
| 9822 | 2929 |
| 9823 | 2930 |
| 9824 | 2930 |
| 9825 | 2931 |
| 9826 | 2931 |
| 9827 | 2932 |
| 9828 | 2932 |
| 9829 | 2933 |
| 9830 | 2933 |
| 9831 | 2934 |
| 9832 | 2934 |
| 9833 | 2935 |

| | |
|------|------|
| 9834 | 2936 |
| 9835 | 2936 |
| 9836 | 2937 |
| 9837 | 2937 |
| 9838 | 2938 |
| 9839 | 2938 |
| 9840 | 2939 |
| 9841 | 2939 |
| 9842 | 2940 |
| 9843 | 2940 |
| 9844 | 2941 |
| 9845 | 2941 |
| 9846 | 2942 |
| 9847 | 2943 |
| 9848 | 2943 |
| 9850 | 2944 |
| 9851 | 2944 |
| 9852 | 2945 |
| 9853 | 2945 |
| 9854 | 2946 |
| 9855 | 2947 |
| 9856 | 2947 |
| 9857 | 2948 |
| 9859 | 2948 |
| 9861 | 2949 |
| 9862 | 2949 |
| 9863 | 2950 |
| 9864 | 2950 |
| 9865 | 2950 |
| 9866 | 2951 |
| 9868 | 2951 |
| 9869 | 2952 |
| 9870 | 2952 |
| 9871 | 2953 |
| 9872 | 2953 |
| 9873 | 2954 |
| 9874 | 2954 |
| 9875 | 2955 |
| 9876 | 2955 |
| 9877 | 2956 |
| 9878 | 2957 |
| 9879 | 2957 |
| 9880 | 2958 |
| 9881 | 2958 |
| 9882 | 2959 |

| | |
|------|------|
| 9883 | 2959 |
| 9884 | 2960 |
| 9885 | 2960 |
| 9886 | 2961 |
| 9887 | 2961 |
| 9888 | 2962 |
| 9889 | 2963 |
| 9890 | 2963 |
| 9891 | 2964 |
| 9892 | 2964 |
| 9893 | 2965 |
| 9894 | 2965 |
| 9895 | 2966 |
| 9896 | 2967 |
| 9897 | 2967 |
| 9898 | 2968 |
| 9899 | 2968 |
| 9900 | 2969 |
| 9901 | 2969 |
| 9902 | 2970 |
| 9903 | 2970 |
| 9904 | 2971 |
| 9905 | 2971 |
| 9906 | 2972 |
| 9907 | 2972 |
| 9908 | 2973 |
| 9909 | 2973 |
| 9911 | 2974 |
| 9912 | 2975 |
| 9913 | 2975 |
| 9914 | 2976 |
| 9915 | 2976 |
| 9916 | 2977 |
| 9917 | 2977 |
| 9918 | 2978 |
| 9919 | 2978 |
| 9920 | 2979 |
| 9921 | 2979 |
| 9922 | 2980 |
| 9923 | 2980 |
| 9924 | 2981 |
| 9925 | 2981 |
| 9926 | 2982 |
| 9927 | 2982 |
| 9929 | 2983 |

| | |
|---|-------------|
| 9930 | 2983 |
| 9931 | 2984 |
| 9932 | 2984 |
| 9933 | 2985 |
| 9934 | 2985 |
| 9935 | 2986 |
| 9936 | 2986 |
| 9937 | 2987 |
| 9938 | 2987 |
| 9940 | 2988 |
| 9941 | 2989 |
| 9942 | 2989 |
| 9943 | 2990 |
| 9944 | 2990 |
| 9945 | 2991 |
| 9984 | 2991 |
| 9986 | 2992 |
| 9987 | 2992 |
| 9988 | 2993 |
| 9989 | 2994 |
| 9990 | 2994 |
| 9991 | 2995 |
| 9992 | 2995 |
| 9993 | 2996 |
| 9995 | 2996 |
| 9996 | 2997 |
| 9997 | 2998 |
| 9998 | 2998 |
| 9999 | 2999 |
| Chapter 5: Database Generic Security Services (TDGSS) Messages | 3000 |
| Decoding TDGSS/TeraGSS Major Status Codes | 3000 |
| Decoding TDGSS/TeraGSS Minor Status Codes | 3001 |
| 0x20000001 | 3002 |
| 0x20000011 | 3003 |
| 0x20000012 | 3003 |
| 0x20000013 | 3004 |
| 0x21000064 | 3004 |
| 0x210000ce | 3005 |
| 0x210000cf | 3005 |
| 0x210000d0 | 3006 |
| 0x210000d1 | 3006 |
| 0x210000d2 | 3007 |
| 0x210000d3 | 3008 |
| 0x21000118 | 3008 |

| | |
|------------|------|
| 0x21000119 | 3009 |
| 0x2100011a | 3009 |
| 0x2100011b | 3010 |
| 0x21000125 | 3010 |
| 0x21000126 | 3011 |
| 0x21000128 | 3012 |
| 0x2100012a | 3012 |
| 0x2300012c | 3013 |
| 0x23000143 | 3013 |
| 0x23000144 | 3014 |
| 0x23000145 | 3014 |
| 0x23000146 | 3015 |
| 0x23000147 | 3015 |
| 0x23000148 | 3016 |
| 0x23000190 | 3016 |
| 0x230001a4 | 3017 |
| 0x230001a8 | 3017 |
| 0x230001f4 | 3018 |
| 0x23000258 | 3018 |
| 0x23000276 | 3019 |
| 0x2300027b | 3019 |
| 0x230002bc | 3020 |
| 0x230002be | 3020 |
| 0x23000320 | 3021 |
| 0x23000384 | 3021 |
| 0x2300038e | 3022 |
| 0x230003e8 | 3022 |
| 0x230003e9 | 3023 |
| 0x2300044c | 3023 |
| 0x23000463 | 3024 |
| 0x240000c8 | 3024 |
| 0x24000129 | 3025 |
| 0x2400012a | 3026 |
| 0x63000134 | 3026 |
| 0xa0000010 | 3027 |
| 0xa10000d8 | 3027 |
| 0xa10000fd | 3028 |
| 0xa10000ff | 3028 |
| 0xa1000101 | 3029 |
| 0xa100012b | 3029 |
| 0xa3000136 | 3030 |
| 0xa3000137 | 3030 |
| 0xa300019a | 3031 |
| 0xa300019b | 3031 |
| 0xa3000229 | 3032 |

| | |
|------------|------|
| 0xa300022a | 3032 |
| 0xa300028f | 3033 |
| 0xa3000386 | 3033 |
| 0xa3000387 | 3034 |
| 0xa3000403 | 3035 |
| 0xa3000460 | 3035 |
| 0xa3000461 | 3036 |
| 0xe0000002 | 3036 |
| 0xe0000003 | 3037 |
| 0xe0000004 | 3037 |
| 0xe0000005 | 3038 |
| 0xe0000006 | 3038 |
| 0xe0000007 | 3039 |
| 0xe0000008 | 3039 |
| 0xe0000009 | 3040 |
| 0xe000000a | 3040 |
| 0xe000000b | 3041 |
| 0xe000000c | 3041 |
| 0xe000000d | 3042 |
| 0xe000000e | 3042 |
| 0xe000000f | 3043 |
| 0xe0000014 | 3043 |
| 0xe0000015 | 3044 |
| 0xe1000065 | 3044 |
| 0xe1000066 | 3045 |
| 0xe1000067 | 3045 |
| 0xe1000068 | 3046 |
| 0xe1000069 | 3046 |
| 0xe100006a | 3047 |
| 0xe100006b | 3047 |
| 0xe100006c | 3048 |
| 0xe100006d | 3048 |
| 0xe100006e | 3049 |
| 0xe100006f | 3049 |
| 0xe1000070 | 3050 |
| 0xe1000071 | 3050 |
| 0xe1000072 | 3051 |
| 0xe1000073 | 3051 |
| 0xe1000074 | 3052 |
| 0xe1000075 | 3052 |
| 0xe1000076 | 3053 |
| 0xe1000077 | 3053 |
| 0xe1000078 | 3054 |
| 0xe1000079 | 3054 |
| 0xe100007a | 3055 |

| | |
|------------|------|
| 0xe100007b | 3055 |
| 0xe100007c | 3056 |
| 0xe100007d | 3056 |
| 0xe100007e | 3057 |
| 0xe100007f | 3058 |
| 0xe1000081 | 3058 |
| 0xe1000082 | 3059 |
| 0xe1000083 | 3059 |
| 0xe1000084 | 3060 |
| 0xe1000085 | 3060 |
| 0xe1000086 | 3061 |
| 0xe1000087 | 3061 |
| 0xe1000088 | 3062 |
| 0xe1000089 | 3062 |
| 0xe100008a | 3063 |
| 0xe100008b | 3063 |
| 0xe100008c | 3064 |
| 0xe100008d | 3064 |
| 0xe100008e | 3065 |
| 0xe100008f | 3065 |
| 0xe1000090 | 3066 |
| 0xe1000091 | 3066 |
| 0xe1000092 | 3067 |
| 0xe1000093 | 3067 |
| 0xe1000094 | 3068 |
| 0xe1000095 | 3068 |
| 0xe1000096 | 3069 |
| 0xe1000097 | 3069 |
| 0xe1000098 | 3070 |
| 0xe1000099 | 3070 |
| 0xe100009a | 3071 |
| 0xe100009c | 3071 |
| 0xe100009d | 3072 |
| 0xe100009e | 3072 |
| 0xe100009f | 3073 |
| 0xe10000a0 | 3073 |
| 0xe10000a1 | 3074 |
| 0xe10000a2 | 3074 |
| 0xe10000a3 | 3075 |
| 0xe10000a4 | 3075 |
| 0xe10000a5 | 3076 |
| 0xe10000a6 | 3076 |
| 0xe10000a7 | 3077 |
| 0xe10000a8 | 3077 |
| 0xe10000a9 | 3078 |

| | |
|------------|------|
| 0xe10000aa | 3078 |
| 0xe10000ab | 3079 |
| 0xe10000ac | 3079 |
| 0xe10000ad | 3080 |
| 0xe10000ae | 3080 |
| 0xe10000af | 3081 |
| 0xe10000b0 | 3081 |
| 0xe10000b1 | 3082 |
| 0xe10000b2 | 3082 |
| 0xe10000b3 | 3083 |
| 0xe10000b4 | 3083 |
| 0xe10000b5 | 3084 |
| 0xe10000b6 | 3084 |
| 0xe10000b7 | 3085 |
| 0xe10000b8 | 3085 |
| 0xe10000b9 | 3086 |
| 0xe10000ba | 3086 |
| 0xe10000bb | 3087 |
| 0xe10000bc | 3087 |
| 0xe10000bd | 3088 |
| 0xe10000be | 3088 |
| 0xe10000bf | 3089 |
| 0xe10000c0 | 3089 |
| 0xe10000c1 | 3090 |
| 0xe10000c2 | 3090 |
| 0xe10000c3 | 3091 |
| 0xe10000c4 | 3091 |
| 0xe10000c5 | 3092 |
| 0xe10000c6 | 3093 |
| 0xe10000c7 | 3093 |
| 0xe10000c8 | 3094 |
| 0xe10000c9 | 3094 |
| 0xe10000ca | 3095 |
| 0xe10000cb | 3095 |
| 0xe10000cc | 3096 |
| 0xe10000cd | 3096 |
| 0xe10000d4 | 3097 |
| 0xe10000d5 | 3097 |
| 0xe10000d6 | 3098 |
| 0xe10000d7 | 3098 |
| 0xe10000d9 | 3099 |
| 0xe10000da | 3099 |
| 0xe10000db | 3100 |
| 0xe10000dc | 3100 |
| 0xe10000dd | 3101 |

| | |
|------------|------|
| 0xe10000de | 3102 |
| 0xe10000df | 3102 |
| 0xe10000e0 | 3103 |
| 0xe10000e1 | 3103 |
| 0xe10000e2 | 3104 |
| 0xe10000e3 | 3104 |
| 0xe10000e4 | 3105 |
| 0xe10000e5 | 3105 |
| 0xe10000e6 | 3106 |
| 0xe10000e7 | 3106 |
| 0xe10000e8 | 3107 |
| 0xe10000e9 | 3107 |
| 0xe10000ea | 3108 |
| 0xe10000eb | 3108 |
| 0xe10000ec | 3109 |
| 0xe10000ed | 3109 |
| 0xe10000ee | 3110 |
| 0xe10000ef | 3110 |
| 0xe10000f0 | 3111 |
| 0xe10000f1 | 3112 |
| 0xe10000f2 | 3112 |
| 0xe10000f3 | 3113 |
| 0xe10000f4 | 3113 |
| 0xe10000f5 | 3114 |
| 0xe10000f6 | 3114 |
| 0xe10000f7 | 3115 |
| 0xe10000f8 | 3115 |
| 0xe10000f9 | 3116 |
| 0xe10000fa | 3116 |
| 0xe10000fb | 3117 |
| 0xe10000fc | 3117 |
| 0xe10000fe | 3118 |
| 0xe1000100 | 3118 |
| 0xe1000102 | 3119 |
| 0xe1000103 | 3120 |
| 0xe1000104 | 3120 |
| 0xe1000105 | 3121 |
| 0xe1000106 | 3121 |
| 0xe1000107 | 3122 |
| 0xe1000108 | 3122 |
| 0xe1000109 | 3123 |
| 0xe100010a | 3123 |
| 0xe100010b | 3124 |
| 0xe100010c | 3124 |
| 0xe100010d | 3125 |

| | |
|------------------|------|
| 0xe100010e | 3125 |
| 0xe1000116 | 3126 |
| 0xe1000117 | 3126 |
| 0xe100011c | 3127 |
| 0xe100011d | 3127 |
| 0xe100011e | 3128 |
| 0xe100011f | 3128 |
| 0xe1000120 | 3129 |
| 0xe1000121 | 3129 |
| 0xe1000122 | 3130 |
| 0xe1000123 | 3131 |
| 0xe1000124 | 3131 |
| 0xe1000127 | 3132 |
| 0xe300012d | 3132 |
| 0xe300012e | 3133 |
| 0xe300012f | 3133 |
| 0xe3000130 | 3134 |
| 0xe3000131 | 3134 |
| 0xe3000132 | 3135 |
| 0xe3000133 | 3135 |
| 0xe3000135 | 3136 |
| 0xe3000138 | 3136 |
| 0xe3000139 | 3137 |
| 0xe300013a | 3137 |
| 0xe300013b | 3138 |
| 0xe300013c | 3138 |
| 0xe300013d | 3139 |
| 0xe300013e | 3139 |
| 0xe300013f | 3140 |
| 0xe3000140 | 3140 |
| 0xe3000141 | 3141 |
| 0xe3000142 | 3142 |
| 0xe3000149 | 3142 |
| 0xe300014a | 3143 |
| 0xe300014b | 3143 |
| 0xe3000191 | 3144 |
| 0xe3000192 | 3144 |
| 0xe3000193 | 3145 |
| 0xe3000194 | 3145 |
| 0xe3000195 | 3146 |
| 0xe3000196 | 3146 |
| 0xe3000197 | 3147 |
| 0xe3000198 | 3147 |
| 0xe3000199 | 3148 |
| 0xe300019c | 3148 |

| | |
|------------|------|
| 0xe300019d | 3149 |
| 0xe300019e | 3150 |
| 0xe300019f | 3150 |
| 0xe30001a0 | 3151 |
| 0xe30001a1 | 3151 |
| 0xe30001a2 | 3152 |
| 0xe30001a3 | 3152 |
| 0xe30001a5 | 3153 |
| 0xe30001a6 | 3153 |
| 0xe30001a7 | 3154 |
| 0xe30001a9 | 3154 |
| 0xe30001aa | 3155 |
| 0xe30001ab | 3156 |
| 0xe30001ac | 3156 |
| 0xe30001ad | 3157 |
| 0xe30001ae | 3157 |
| 0xe30001af | 3158 |
| 0xe30001b0 | 3158 |
| 0xe30001b1 | 3159 |
| 0xe30001b2 | 3159 |
| 0xe30001b3 | 3160 |
| 0xe30001b4 | 3160 |
| 0xe30001b5 | 3161 |
| 0xe30001f5 | 3161 |
| 0xe30001f6 | 3162 |
| 0xe30001f7 | 3162 |
| 0xe30001f8 | 3163 |
| 0xe30001f9 | 3163 |
| 0xe30001fa | 3164 |
| 0xe30001fb | 3164 |
| 0xe30001fc | 3165 |
| 0xe30001fd | 3165 |
| 0xe30001fe | 3166 |
| 0xe30001ff | 3166 |
| 0xe3000200 | 3167 |
| 0xe3000201 | 3167 |
| 0xe3000202 | 3168 |
| 0xe3000203 | 3168 |
| 0xe3000204 | 3169 |
| 0xe3000205 | 3169 |
| 0xe3000206 | 3170 |
| 0xe3000207 | 3171 |
| 0xe3000208 | 3171 |
| 0xe3000209 | 3172 |
| 0xe300020a | 3172 |

| | |
|------------|------|
| 0xe300020b | 3172 |
| 0xe300020c | 3173 |
| 0xe300020d | 3173 |
| 0xe300020e | 3174 |
| 0xe300020f | 3174 |
| 0xe3000210 | 3175 |
| 0xe3000211 | 3175 |
| 0xe3000212 | 3176 |
| 0xe3000213 | 3176 |
| 0xe3000214 | 3177 |
| 0xe3000215 | 3177 |
| 0xe3000216 | 3178 |
| 0xe3000217 | 3179 |
| 0xe3000218 | 3179 |
| 0xe3000219 | 3180 |
| 0xe300021a | 3180 |
| 0xe300021b | 3181 |
| 0xe300021c | 3181 |
| 0xe300021d | 3182 |
| 0xe300021e | 3182 |
| 0xe300021f | 3183 |
| 0xe3000220 | 3183 |
| 0xe3000221 | 3184 |
| 0xe3000222 | 3184 |
| 0xe3000223 | 3185 |
| 0xe3000224 | 3185 |
| 0xe3000225 | 3186 |
| 0xe3000226 | 3187 |
| 0xe3000227 | 3187 |
| 0xe3000228 | 3188 |
| 0xe300022b | 3188 |
| 0xe300022c | 3188 |
| 0xe300022d | 3189 |
| 0xe300022e | 3189 |
| 0xe300022f | 3190 |
| 0xe3000230 | 3190 |
| 0xe3000231 | 3191 |
| 0xe3000232 | 3192 |
| 0xe3000233 | 3192 |
| 0xe3000234 | 3193 |
| 0xe3000259 | 3193 |
| 0xe300025a | 3194 |
| 0xe300025b | 3194 |
| 0xe300025c | 3195 |
| 0xe300025d | 3195 |

| | |
|----------------------|------|
| 0xe300025e | 3196 |
| 0xe300025f | 3196 |
| 0xe3000260 | 3197 |
| 0xe3000261 | 3197 |
| 0xe3000262 | 3198 |
| 0xe3000263 | 3198 |
| 0xe3000264 | 3199 |
| 0xe3000265 | 3199 |
| 0xe3000266 | 3200 |
| 0xe3000267 | 3200 |
| 0xe3000268 | 3201 |
| 0xe3000269 | 3201 |
| 0xe300026a | 3202 |
| 0xe300026b | 3202 |
| 0xe300026c | 3203 |
| 0xe300026d | 3203 |
| 0xe300026e | 3204 |
| 0xe300026f | 3204 |
| 0xe3000270 | 3205 |
| 0xe3000271 | 3205 |
| 0xe3000272 | 3206 |
| 0xe3000273 | 3206 |
| 0xe3000274 | 3207 |
| 0xe3000275 | 3207 |
| 0xe3000277 | 3208 |
| 0xe3000278 | 3208 |
| 0xe3000279 | 3209 |
| 0xe300027a | 3209 |
| 0xe300027c | 3210 |
| 0xe300027d | 3210 |
| 0xe300027e | 3211 |
| 0xe300027f | 3211 |
| 0xe3000280 | 3212 |
| 0xe3000281 | 3212 |
| 0xe3000282 | 3213 |
| 0xe3000283 | 3213 |
| 0xe3000284 | 3214 |
| 0xe3000285 | 3214 |
| 0xe3000286 | 3215 |
| 0xe3000287 | 3215 |
| 0xe3000288 | 3216 |
| 0xe3000289 | 3217 |
| 0xe300028a | 3217 |
| 0xe300028b | 3218 |
| 0xe300028c | 3218 |

| | |
|------------|------|
| 0xe300028d | 3219 |
| 0xe300028e | 3219 |
| 0xe3000290 | 3220 |
| 0xe30002bd | 3220 |
| 0xe30002bf | 3221 |
| 0xe30002c0 | 3221 |
| 0xe30002c1 | 3222 |
| 0xe30002c2 | 3222 |
| 0xe30002c3 | 3223 |
| 0xe30002c4 | 3223 |
| 0xe30002c5 | 3224 |
| 0xe30002c6 | 3224 |
| 0xe30002c7 | 3225 |
| 0xe30002c8 | 3225 |
| 0xe30002c9 | 3226 |
| 0xe30002ca | 3226 |
| 0xe30002cb | 3227 |
| 0xe30002cc | 3227 |
| 0xe30002cd | 3228 |
| 0xe30002ce | 3228 |
| 0xe30002cf | 3229 |
| 0xe30002d0 | 3229 |
| 0xe30002d1 | 3230 |
| 0xe30002d2 | 3230 |
| 0xe30002d3 | 3231 |
| 0xe30002d4 | 3231 |
| 0xe30002d5 | 3232 |
| 0xe30002d6 | 3232 |
| 0xe30002d7 | 3233 |
| 0xe30002d8 | 3233 |
| 0xe30002d9 | 3234 |
| 0xe30002da | 3234 |
| 0xe30002db | 3235 |
| 0xe30002dc | 3235 |
| 0xe30002dd | 3236 |
| 0xe30002de | 3236 |
| 0xe30002df | 3237 |
| 0xe30002e0 | 3237 |
| 0xe30002e1 | 3238 |
| 0xe30002e2 | 3238 |
| 0xe30002e3 | 3239 |
| 0xe30002e4 | 3239 |
| 0xe30002e5 | 3240 |
| 0xe30002e6 | 3240 |
| 0xe30002e7 | 3241 |

| | |
|------------|------|
| 0xe30002e8 | 3241 |
| 0xe30002e9 | 3242 |
| 0xe30002ea | 3242 |
| 0xe30002eb | 3243 |
| 0xe30002ec | 3243 |
| 0xe30002ed | 3244 |
| 0xe30002ee | 3245 |
| 0xe30002ef | 3245 |
| 0xe30002f0 | 3246 |
| 0xe30002f1 | 3246 |
| 0xe30002f2 | 3247 |
| 0xe30002f3 | 3247 |
| 0xe30002f4 | 3248 |
| 0xe30002f5 | 3248 |
| 0xe30002f6 | 3249 |
| 0xe30002f7 | 3249 |
| 0xe30002f8 | 3250 |
| 0xe30002f9 | 3250 |
| 0xe30002fa | 3251 |
| 0xe30002fb | 3251 |
| 0xe30002fc | 3252 |
| 0xe30002fd | 3252 |
| 0xe30002fe | 3253 |
| 0xe30002ff | 3253 |
| 0xe3000300 | 3254 |
| 0xe3000321 | 3255 |
| 0xe3000322 | 3255 |
| 0xe3000323 | 3256 |
| 0xe3000324 | 3256 |
| 0xe3000325 | 3257 |
| 0xe3000326 | 3257 |
| 0xe3000327 | 3258 |
| 0xe3000328 | 3258 |
| 0xe3000329 | 3259 |
| 0xe300032a | 3259 |
| 0xe300032b | 3260 |
| 0xe300032c | 3260 |
| 0xe300032d | 3261 |
| 0xe300032e | 3261 |
| 0xe3000385 | 3262 |
| 0xe3000388 | 3262 |
| 0xe3000389 | 3263 |
| 0xe300038a | 3263 |
| 0xe300038b | 3264 |
| 0xe300038c | 3265 |

| | |
|------------|------|
| 0xe300038d | 3265 |
| 0xe300038f | 3266 |
| 0xe3000390 | 3266 |
| 0xe3000391 | 3267 |
| 0xe3000392 | 3267 |
| 0xe3000393 | 3268 |
| 0xe3000394 | 3268 |
| 0xe3000395 | 3269 |
| 0xe3000396 | 3269 |
| 0xe3000397 | 3270 |
| 0xe3000398 | 3270 |
| 0xe3000399 | 3271 |
| 0xe300039a | 3271 |
| 0xe300039b | 3272 |
| 0xe300039c | 3272 |
| 0xe300039d | 3273 |
| 0xe300039e | 3273 |
| 0xe300039f | 3274 |
| 0xe30003a0 | 3274 |
| 0xe30003f2 | 3275 |
| 0xe30003f3 | 3275 |
| 0xe30003f4 | 3276 |
| 0xe30003f5 | 3276 |
| 0xe30003f6 | 3277 |
| 0xe30003f7 | 3278 |
| 0xe30003f8 | 3278 |
| 0xe30003f9 | 3279 |
| 0xe30003fa | 3279 |
| 0xe30003fc | 3280 |
| 0xe30003fd | 3280 |
| 0xe30003fe | 3281 |
| 0xe30003ff | 3281 |
| 0xe3000400 | 3282 |
| 0xe3000401 | 3282 |
| 0xe3000402 | 3283 |
| 0xe3000406 | 3283 |
| 0xe3000407 | 3284 |
| 0xe3000408 | 3284 |
| 0xe3000409 | 3285 |
| 0xe300040a | 3285 |
| 0xe300040b | 3286 |
| 0xe300040c | 3286 |
| 0xe300040d | 3287 |
| 0xe300040e | 3287 |
| 0xe300040f | 3288 |

| | |
|------------|------|
| 0xe3000410 | 3288 |
| 0xe3000411 | 3289 |
| 0xe3000412 | 3289 |
| 0xe3000413 | 3290 |
| 0xe3000414 | 3291 |
| 0xe300041a | 3291 |
| 0xe300041b | 3292 |
| 0xe300041c | 3292 |
| 0xe300041d | 3293 |
| 0xe300041e | 3293 |
| 0xe3000424 | 3294 |
| 0xe3000425 | 3294 |
| 0xe3000426 | 3295 |
| 0xe3000427 | 3295 |
| 0xe3000428 | 3296 |
| 0xe3000429 | 3296 |
| 0xe300042a | 3297 |
| 0xe300042b | 3297 |
| 0xe300042c | 3298 |
| 0xe300042d | 3298 |
| 0xe300044d | 3299 |
| 0xe300044e | 3299 |
| 0xe300044f | 3300 |
| 0xe3000450 | 3300 |
| 0xe3000451 | 3301 |
| 0xe3000452 | 3301 |
| 0xe3000453 | 3302 |
| 0xe3000454 | 3302 |
| 0xe3000455 | 3303 |
| 0xe3000456 | 3303 |
| 0xe3000457 | 3304 |
| 0xe3000458 | 3304 |
| 0xe3000459 | 3305 |
| 0xe300045a | 3305 |
| 0xe300045b | 3306 |
| 0xe300045c | 3306 |
| 0xe300045d | 3307 |
| 0xe300045e | 3307 |
| 0xe300045f | 3308 |
| 0xe3000462 | 3308 |
| 0xe3000464 | 3309 |
| 0xe3000465 | 3310 |
| 0xe3000466 | 3310 |
| 0xe3000467 | 3311 |
| 0xe3000468 | 3311 |

| | |
|------------|------|
| 0xe3000469 | 3312 |
| 0xe300046a | 3312 |
| 0xe300046b | 3312 |
| 0xe300046c | 3313 |
| 0xe300046d | 3313 |
| 0xe300046e | 3314 |
| 0xe300046f | 3314 |
| 0xe3000470 | 3315 |
| 0xe3000471 | 3315 |
| 0xe3000472 | 3316 |
| 0xe3000473 | 3316 |
| 0xe3000474 | 3317 |
| 0xe3000475 | 3317 |
| 0xe3000476 | 3318 |
| 0xe3000477 | 3319 |
| 0xe3000479 | 3319 |
| 0xe300047a | 3320 |
| 0xe300047b | 3320 |
| 0xe300047c | 3321 |
| 0xe40000c9 | 3321 |
| 0xe40000ca | 3322 |
| 0xe40000cb | 3323 |
| 0xe40000cc | 3323 |
| 0xe40000cd | 3324 |
| 0xe40000ce | 3324 |
| 0xe40000cf | 3325 |
| 0xe40000d0 | 3325 |
| 0xe40000d1 | 3326 |
| 0xe40000d2 | 3326 |
| 0xe40000d3 | 3327 |
| 0xe40000d4 | 3328 |
| 0xe40000d5 | 3328 |
| 0xe40000d6 | 3329 |
| 0xe40000d7 | 3329 |
| 0xe40000d8 | 3330 |
| 0xe40000d9 | 3330 |
| 0xe40000da | 3331 |
| 0xe40000db | 3331 |
| 0xe40000dc | 3332 |
| 0xe40000dd | 3332 |
| 0xe40000de | 3333 |
| 0xe40000df | 3334 |
| 0xe40000e0 | 3334 |
| 0xe40000e1 | 3335 |
| 0xe40000e2 | 3335 |

| | |
|------------|------|
| 0xe40000e3 | 3336 |
| 0xe40000e4 | 3336 |
| 0xe40000e5 | 3337 |
| 0xe40000e6 | 3337 |
| 0xe40000e7 | 3338 |
| 0xe40000e8 | 3338 |
| 0xe40000e9 | 3339 |
| 0xe40000ea | 3339 |
| 0xe40000eb | 3340 |
| 0xe40000ec | 3340 |
| 0xe40000ed | 3341 |
| 0xe40000ee | 3341 |
| 0xe40000f0 | 3342 |
| 0xe40000f1 | 3342 |
| 0xe40000f2 | 3343 |
| 0xe40000f3 | 3344 |
| 0xe40000f4 | 3344 |
| 0xe40000f5 | 3345 |
| 0xe40000f6 | 3345 |
| 0xe40000f7 | 3346 |
| 0xe40000f8 | 3346 |
| 0xe40000f9 | 3347 |
| 0xe40000fa | 3347 |
| 0xe40000fb | 3348 |
| 0xe40000fc | 3348 |
| 0xe40000fd | 3349 |
| 0xe40000fe | 3349 |
| 0xe40000ff | 3350 |
| 0xe4000100 | 3350 |
| 0xe4000104 | 3351 |
| 0xe4000105 | 3351 |
| 0xe4000106 | 3352 |
| 0xe4000107 | 3352 |
| 0xe4000108 | 3353 |
| 0xe4000109 | 3353 |
| 0xe400010a | 3354 |
| 0xe400010b | 3354 |
| 0xe400010c | 3355 |
| 0xe400010d | 3355 |
| 0xe400010e | 3356 |
| 0xe400010f | 3356 |
| 0xe4000110 | 3357 |
| 0xe4000111 | 3358 |
| 0xe4000112 | 3358 |
| 0xe4000113 | 3359 |

| | |
|--|-------------|
| 0xe4000114 | 3359 |
| 0xe4000115 | 3360 |
| 0xe4000116 | 3360 |
| 0xe4000117 | 3361 |
| 0xe4000119 | 3361 |
| 0xe400011a | 3362 |
| 0xe400011b | 3362 |
| 0xe400011c | 3363 |
| 0xe400011d | 3364 |
| 0xe400011e | 3364 |
| 0xe400011f | 3365 |
| 0xe4000122 | 3365 |
| 0xe4000123 | 3366 |
| 0xe4000124 | 3366 |
| 0xe4000125 | 3367 |
| 0xe4000126 | 3367 |
| 0xe4000127 | 3368 |
| 0xe4000128 | 3368 |
| 0xe400012b | 3369 |
| Chapter 6: Database Stored Procedure Compilation Messages | 3370 |
| SPL0001 | 3370 |
| SPL0002 | 3370 |
| SPL1001 | 3371 |
| SPL1002 | 3371 |
| SPL1003 | 3372 |
| SPL1004 | 3372 |
| SPL1005 | 3373 |
| SPL1006 | 3373 |
| SPL1007 | 3374 |
| SPL1008 | 3374 |
| SPL1009 | 3375 |
| SPL1010 | 3375 |
| SPL1011 | 3376 |
| SPL1012 | 3376 |
| SPL1013 | 3377 |
| SPL1014 | 3377 |
| SPL1015 | 3378 |
| SPL1016 | 3378 |
| SPL1017 | 3379 |
| SPL1018 | 3379 |
| SPL1019 | 3380 |
| SPL1020 | 3380 |
| SPL1021 | 3381 |
| SPL1022 | 3381 |

| | |
|---------|------|
| SPL1023 | 3382 |
| SPL1024 | 3382 |
| SPL1025 | 3383 |
| SPL1026 | 3383 |
| SPL1027 | 3384 |
| SPL1028 | 3384 |
| SPL1029 | 3385 |
| SPL1030 | 3385 |
| SPL1031 | 3386 |
| SPL1032 | 3386 |
| SPL1033 | 3387 |
| SPL1034 | 3387 |
| SPL1035 | 3388 |
| SPL1036 | 3388 |
| SPL1037 | 3389 |
| SPL1038 | 3389 |
| SPL1039 | 3390 |
| SPL1040 | 3390 |
| SPL1041 | 3391 |
| SPL1042 | 3391 |
| SPL1043 | 3392 |
| SPL1044 | 3392 |
| SPL1045 | 3393 |
| SPL1046 | 3393 |
| SPL1048 | 3394 |
| SPL1051 | 3394 |
| SPL1052 | 3395 |
| SPL1053 | 3395 |
| SPL1054 | 3396 |
| SPL1055 | 3396 |
| SPL1056 | 3397 |
| SPL1057 | 3397 |
| SPL1058 | 3398 |
| SPL1059 | 3398 |
| SPL1060 | 3399 |
| SPL1061 | 3400 |
| SPL1062 | 3400 |
| SPL1063 | 3401 |
| SPL1064 | 3401 |
| SPL1065 | 3402 |
| SPL1066 | 3402 |
| SPL1067 | 3403 |
| SPL1068 | 3403 |
| SPL1069 | 3404 |
| SPL1070 | 3404 |

| | |
|---------------|------|
| SPL1071 | 3405 |
| SPL1072 | 3405 |
| SPL1073 | 3406 |
| SPL1074 | 3406 |
| SPL1075 | 3407 |
| SPL1076 | 3407 |
| SPL1077 | 3408 |
| SPL1078 | 3408 |
| SPL1079 | 3409 |
| SPL1080 | 3409 |
| SPL1081 | 3410 |
| SPL1082 | 3410 |
| SPL1083 | 3411 |
| SPL1084 | 3411 |
| SPL1100 | 3412 |
| SPL1101 | 3412 |
| SPL1102 | 3413 |
| SPL1103 | 3413 |
| SPL1104 | 3414 |
| SPL1105 | 3414 |
| SPL1106 | 3415 |
| SPL1107 | 3415 |
| SPL1109 | 3416 |
| SPL1110 | 3416 |
| SPL1111 | 3417 |
| SPL1112 | 3417 |
| SPL1113 | 3418 |
| SPL1114 | 3418 |
| SPL1115 | 3419 |
| SPL1117 | 3419 |
| SPL1118 | 3420 |
| SPL1119 | 3420 |
| SPL1120 | 3421 |
| SPL1121 | 3421 |
| SPL1122 | 3422 |
| SPL1126 | 3422 |
| SPL1127 | 3423 |
| SPL1128 | 3424 |
| SPL1129 | 3424 |
| SPL1130 | 3425 |
| SPL1132 | 3425 |
| SPL1134 | 3426 |
| SPL1135 | 3427 |
| SPL1136 | 3427 |
| SPL1137 | 3427 |

| | |
|---|-------------|
| SPL1138 | 3428 |
| SPL1139 | 3428 |
| SPL1140 | 3429 |
| SPL1141 | 3429 |
| SPL1142 | 3430 |
| SPL1143 | 3431 |
| SPL1144 | 3431 |
| SPL1145 | 3432 |
| SPL1146 | 3432 |
| SPL2001 | 3433 |
| SPL2003 | 3433 |
| SPL2004 | 3434 |
| SPL2005 | 3434 |
| SPL2006 | 3435 |
| SPL2007 | 3435 |
| SPL2008 | 3436 |
| SPL2009 | 3436 |
| SPL2010 | 3437 |
| SPL2011 | 3437 |
| SPL3001 | 3438 |
| SPL3002 | 3438 |
| SPL4002 | 3439 |
| SPL4003 | 3439 |
| SPL5000 | 3440 |
| SPL5001 | 3440 |
| SPL5002 | 3441 |
| SPL5003 | 3441 |
| SPL5004 | 3442 |
| SPL5005 | 3442 |
| SPL5006 | 3443 |
| SPL5007 | 3443 |
| SPL5008 | 3444 |
| SPL5009 | 3444 |
| SPL5010 | 3445 |
| SPL5011 | 3445 |
| SPL5012 | 3446 |
| SPL5013 | 3446 |
| SPL5014 | 3447 |
| SPL5015 | 3448 |
| SPL5016 | 3448 |
| SPL5017 | 3449 |
| Appendix A: Additional Information | 3450 |

Introduction to Database Messages

Teradata Vantage™ is our flagship analytic platform offering, which evolved from our industry-leading Teradata® Database. Until references in content are updated to reflect this change, the term Teradata Database is synonymous with Teradata Vantage.

Advanced SQL Engine (was NewSQL Engine) is a core capability of Teradata Vantage, based on our best-in-class Teradata Database. Advanced SQL refers to the ability to run advanced analytic functions beyond that of standard SQL.

This document lists and explains the error messages for the Advanced SQL Engine. Because of their DBC/1012 heritage some messages still mention the DBC or DBC/1012 and may also use older terminology, such as IFP and COP, which is now the PE.

Contacting the Teradata Global Support Center and Teradata Support Representative

Certain messages suggest that you contact the Teradata Global Support Center or your local Teradata support representative. Instead, you should open an incident with Teradata Support.

Internal checks have found one or more conditions for which the user can do little, if anything, to recover. These messages are designed for use by support center personnel to diagnose and locate the source of a problem. Although there seem to be many of these messages, they are rarely received, and their number helps to identify the exact cause of a failure. Such messages contain information to enable support personnel to diagnose a problem with greater accuracy. Be sure to save all messages and reports associated with the condition and include them in the incident.

Database Parallel Database Extensions (PDE) Messages

PDE is a software layer that runs on the operating system on each node. The Advanced SQL Engine uses this software to support the parallel environment.

Parallel Database Extensions messages indicate that an error or warning was detected in source code submitted to PDE.

10101

Message

Argument 1 is Invalid.

Explanation

The kernel could not access data pointed to by first argument to a PDE system service call. This typically indicates a coding error in the program that logged the event.

Generated By

PDE kernel service calls.

For Whom

System Support Representative.

Notes

This event normally causes an automatic DBS restart. The associated stack trace will help the Global Support Center determine the exact cause of the failure.

Remedy

Contact the Global Support Center.

10102

Message

Argument 2 is Invalid.

Explanation

The kernel could not access data pointed to by second argument to a PDE system service call. This typically indicates a coding error in the program that logged the event.

Generated By

PDE kernel service calls.

For Whom

System Support Representative.

Notes

This event normally causes an automatic DBS restart. The associated stack trace will help the Global Support Center determine the exact cause of the failure.

Remedy

Contact the Global Support Center.

10103

Message

Argument 3 is Invalid.

Explanation

The kernel could not access data pointed to by third argument to a PDE system service call. This typically indicates a coding error in the program that logged the event.

Generated By

PDE kernel service calls.

For Whom

System Support Representative.

Notes

This event normally causes an automatic DBS restart. The associated stack trace will help the Global Support Center determine the exact cause of the failure.

Remedy

Contact the Global Support Center.

10104

Message

Argument 4 is Invalid.

Explanation

The kernel could not access data pointed to by fourth argument to a PDE system service call. This typically indicates a coding error in the program that logged the event.

Generated By

PDE kernel service calls.

For Whom

System Support Representative.

Notes

This event normally causes an automatic DBS restart. The associated stack trace will help the Global Support Center determine the exact cause of the failure.

Remedy

Contact the Global Support Center.

10105

Message

Argument 5 is Invalid.

Explanation

The kernel could not access data pointed to by fifth argument to a PDE system service call. This typically indicates a coding error in the program that logged the event.

Generated By

PDE kernel service calls.

For Whom

System Support Representative.

Notes

This event normally causes an automatic DBS restart. The associated stack trace will help the Global Support Center determine the exact cause of the failure.

Remedy

Contact the Global Support Center.

10106

Message

Argument 6 is Invalid.

Explanation

The kernel could not access data pointed to by sixth argument to a PDE system service call. This typically indicates a coding error in the program that logged the event.

Generated By

PDE kernel service calls.

For Whom

System Support Representative.

Notes

This event normally causes an automatic DBS restart. The associated stack trace will help the Global Support Center determine the exact cause of the failure.

Remedy

Contact the Global Support Center.

10107

Message

Argument 7 is Invalid.

Explanation

The kernel could not access data pointed to by seventh argument to a PDE system service call. This typically indicates a coding error in the program that logged the event.

Generated By

PDE kernel service calls.

For Whom

System Support Representative.

Notes

This event normally causes an automatic DBS restart. The associated stack trace will help the Global Support Center determine the exact cause of the failure.

Remedy

Contact the Global Support Center.

10108

Message

Argument 8 is Invalid.

Explanation

The kernel could not access data pointed to by eighth argument to a PDE system service call. This typically indicates a coding error in the program that logged the event.

Generated By

PDE kernel service calls.

For Whom

System Support Representative.

Notes

This event normally causes an automatic DBS restart. The associated stack trace will help the Global Support Center determine the exact cause of the failure.

Remedy

Contact the Global Support Center.

10109

Message

Invalid address for argument 9.

Explanation

The kernel could not access data pointed to by ninth argument to a PDE system service call. This typically indicates a coding error in the program that logged the event.

Generated By

PDE kernel service calls.

For Whom

System Support Representative.

Notes

This event normally causes an automatic DBS restart. The associated stack trace will help the Global Support Center determine the exact cause of the failure.

Remedy

Contact the Global Support Center.

10111

Message

Resource limit is exceeded.

Explanation

This event code is reserved for future use.

Generated By

PDE system services.

For Whom

System Support Representative.

Notes

This event normally causes an automatic DBS restart. The associated stack trace will help the Global Support Center determine the exact cause of the failure.

Remedy

This event should never be logged. If it is, report the problem the Global Support Center.

10112

Message

System is not ready to issue a PDE service call.

Explanation

A program attempted to use a PDE system service during start-up before the necessary initialization to perform the service was complete. This typically occurs when the operator tries to run a utility program too soon after a node is booted, or after a DBS restart.

Generated By

PDE system services.

For Whom

Operator or System Support Representative.

Notes

The necessary state and substate is determined based on the service call attempted. Some programs can run successfully during PDE initialization and others cannot, depending on which system services they use. The associated stack trace will help the Global Support Center determine the service in question, if it is necessary to do that.

Remedy

Wait until PDE initialization is complete, then rerun the program that reported the error.

10113

Message

A syszone resource could not be acquired.

Explanation

A task was killed while it was sleeping in a syszone allocation call. This can happen when the TPA is restarted because the system is hung due to exhaustion of some syszone resource.

Generated By

PDE system services.

For Whom

System Support Representative.

Notes

The associated stack trace will help the Global Support Center determine the exact reason for the error.

Remedy

Although this event is expected in cases of syszone exhaustion, the reason that the system ran out of resources needs to be investigated. That is typically due to a resource leakage in the DBS.

10114

Message

Could not start %s PDE system daemon.

Explanation

The indicated system daemon could not be started.

Generated By

PDE system services.

For Whom

System Support Representative.

Notes

This event normally causes an automatic DBS restart.

Remedy

Contact the Global Support Center.

10115

Message

A call to a sysqevent function has passed in an illegal qevent token.

Explanation

This error is returned if the token passed to a sysqevent function does not identify a valid event. This may occur because the caller has the incorrect token value, or because the event that it identifies has been freed.

Generated By

PDE sysqevent services

For Whom

System Support Representative.

Notes

This event normally causes an automatic DBS restart.

Remedy

Contact the Global Support Center.

10116

Message

A call to sleep has resulted in a TIMEOUT wakeup.

Explanation

A task was sleeping, and a timeout (requested on the call to sleep) has triggered.

Generated By

PDE syssleep.

For Whom

The code that asked for the sleep has to check for this value.

Notes

None

Remedy

None. This is for information only.

10117

Message

PDE device driver call failed: .

Explanation

The call to the PDE device driver failed with the error code shown. This typically indicates an internal PDE error concerning the service call in question.

Generated By

PDE system services.

For Whom

System Support Representative.

Notes

This event normally causes an automatic DBS restart.

Remedy

Contact the Global Support Center.

10118

Message

Syszone RCB elements have exhausted.

Explanation

This is issued after the syszone allocator returns NULL due to non-availability of further elements in the pool.

Generated By

PDE restart.

For Whom

Operator.

Notes

None

Remedy

Contact the Global Support Center

10119

Message

The Operating System I/O Request Packet elements have exhausted.

Explanation

This event is issued when the operating system call, IoBuildAsynchronousFsdRequest, returns NULL due to non-availability of IRP elements in the Kernel Pool

Generated By

PDE restart.

For Whom

Operator.

Notes

None

Remedy

Contact the Global Support Center

10120

Message

Force an automatic TPA restart. Restart reason is: %s

Explanation

This event is logged when PDE initiates restarts TPA. Reason string associated with this event gives further details about restart

Generated By

PDE.

For Whom

System Support Representative.

Notes

None

Remedy

None. This message is for information only.

10121

Message

Force an automatic TPA restart from tpasuspend. Restart reason is: %s

Explanation

This event is logged when TPA restart is initiated from tpasuspend. More info can be obtained from tpasuspend_trace.txt file in TDTEMP directory.

Generated By

tpasuspend.

For Whom

System Support Representative.

Notes

None

Remedy

None. This message is for information only.

10180

Message

sysqevent Queue has no tasks to process .

Explanation

This error is returned if the token passed to a sysqevent function sees no tasks in the queue to process, usually returned by wake function.

Generated By

PDE sysqevent services

For Whom

System Support Representative.

Notes

None

Remedy

nothing.

10181

Message

Desired Priority Scheduler configuration is invalid

Explanation

The desired settings would result in an invalid configuration. The existing Priority Scheduler settings remain intact.

Generated By

PDE Scheduler

For Whom

System Support Representative.

Notes

None

Remedy

Contact the Global Support Center.

10182

Message

Teradata restart with dump forced due to a fault in the exception handler for program %s

Explanation

The event is logged when a TPA is automatically restarted because of a fault in the exception handler. The crash dump should provide more information about the original exception and the subsequent fault in the program mentioned.

Generated By

PDE restart.

For Whom

System Support Representative.

Notes

None

Remedy

Contact the Global Support Center.

10183

Message

TPA restart force due to %s unexpectedly exiting

Explanation

The event is logged when a critical DBS process is unexpectedly exiting

Generated By

TPA restart

For Whom

Operator.

Notes

None

Remedy

Contact the Global Support Center.

10184

Message

Force a TPA shutdown. Shutdown reason is: %s

Explanation

The event is logged when a TPA is intentionally shutdown.

Generated By

PDE shutdown.

For Whom

Operator.

Notes

None

Remedy

None. This message is for information only.

10185

Message

Priority boosting error detected.

Explanation

An error was detected in the priority boosting logic.

Generated By

PDE scheduler class.

For Whom

PDE developers.

Notes

This event normally causes an automatic DBS restart.

Remedy

For information only, no response is needed.

10186

Message

Unable to obtain Statistics Priority Scheduler (SPS) information.

Explanation

This error indicates a failure to obtain valid SPS information. This can happen for various reasons and does not represent an error.

Generated By

PDE Scheduler

For Whom

System Support Representative.

Notes

None

Remedy

None. This event should never be logged.

10187

Message

Force a TPA shutdown by DApowerfail script. Restart reason is: %s

Explanation

This event is logged when the TPA is intentionally shutdown, by the DApowerfail script.

Generated By

DApowerfail Script.

For Whom

Operator.

Notes

None

Remedy

None. This message is for information only.

10188

Message

Priority Scheduler was unable to allocate %u bytes for stats.

Explanation

Priority Scheduler was unable to allocate memory for PG/PPID or CPU stats. Priority Scheduler behavior is not compromised, but will not be able to collect stats for the schstat tool.

Generated By

PDE system services.

For Whom

System Support Representative.

Notes

None

Remedy

Contact the Global Support Center.

10189

Message

%s

Explanation

A backtrace is being generated because of the reason specified.

Generated By

PDE system services.

For Whom

PDE developers.

Notes

None

Remedy

For information only, no response is needed.

10190

Message

A call to a sysukevent function has passed in an illegal token.

Explanation

This error is returned if the token passed to a sysukevent function does not identify a valid event. This may occur because the caller has the incorrect token value, or because the event that it identifies has been freed.

Generated By

PDE sysukevent services

For Whom

System Support Representative.

Notes

This event normally causes an automatic DBS restart.

Remedy

Contact the Global Support Center.

10191

Message

A call to a SYSLOCK function has passed in an illegal token.

Explanation

This error is returned if the token passed to a syslock function does not identify a valid lock. This may occur because the caller has the incorrect token value, or because the lock that it identifies has been freed.

Generated By

PDE syslock services

For Whom

System Support Representative.

Notes

This event normally causes an automatic DBS restart.

Remedy

Contact the Global Support Center.

10192

Message

ERRSYSRESET: Operation aborted because of reset.

Explanation

A task was killed while it was sleeping in a system call due to a TPA reset.

Generated By

PDE scheduler class.

For Whom

System Support Representative.

Notes

This message should not appear in the error log. Its event code is used within the kernel to control reset-time processing, but the task should exit without actually logging the event. The associated stack trace will help the Global Support Center determine the exact cause of the failure.

Remedy

This event should never be logged. If it is, report the problem to the Global Support Center.

10193

Message

Premature return from system call.

Explanation

A task was interrupted while it was sleeping in a system call. This can happen for a variety of reasons, such as the task being stopped by a debugger. When a service call returns this event code, the program should normally reissue the call, since nothing is really wrong, but the call was not completed. For many PDE system calls, the call is automatically reissued, but in some cases the call returns this error to the caller. Programs issuing calls that can receive this event code should test for it and proceed accordingly (normally, by reissuing the call after taking appropriate corrective action), so if this event is logged, it probably indicates a bug in the program that logged it.

Generated By

PDE scheduler class.

For Whom

System Support Representative.

Notes

This event normally causes an automatic DBS restart. The associated stack trace will help the Global Support Center determine the exact cause of the failure.

Remedy

This event should never be logged. If it is, contact the Global Support Center.

10194

Message

System name limit reached.

Explanation

This event is used when the vpruniquename value got wrap-around. The vpruniquename is used for allocating unique sysname and monitor. Vpruniquename is an integer field that gets reset after tpareset. Experiment shows that it probably takes 7 years to use all possible values before wrap-around. Thus this is a very unlikely condition.

Generated By

PDE system services.

For Whom

Operator.

Notes

This will cause the system to reset. As a result, vpruniquename associates with each vproc will get reset back to 0.

Remedy

None. This message is for information only.

10195

Message

Premature return from system call.

Explanation

A task was interrupted while it was sleeping in a system call. This can happen for a variety of reasons, such as the task being stopped by a debugger. When a service call returns this event code, the program should normally reissue the call, since nothing is really wrong, but the call was not completed. For many PDE system calls, the call is automatically reissued, but in some cases the call returns this error to the caller. Programs issuing calls that can receive this event code should test for it and proceed accordingly (normally, by reissuing the call after taking appropriate corrective action), so if this event is logged, it probably indicates a bug in the program that logged it.

Generated By

PDE scheduler class.

For Whom

System Support Representative.

Notes

This event normally causes an automatic DBS restart. The associated stack trace will help the Global Support Center determine the exact cause of the failure.

Remedy

This event should never be logged. If it is, contact the Global Support Center.

10196

Message

Force a TPA restart with a dump. Restart reason is: %s

Explanation

This event is logged when the TPA is intentionally restarted and a dump is requested. This is normally done by the operator with a restart command in the DBW supervisor window.

Generated By

PDE restart.

For Whom

Operator.

Notes

None

Remedy

None. This message is for information only.

10197

Message

Force a TPA dump followed by panic dump. Restart reason is: %s

Explanation

This event is logged when the TPA is intentionally resetted and both TPA and panic dump are requested. This is normally done by the operator with a tpareset -p command.

Generated By

PDE restart.

For Whom

Operator.

Notes

None

Remedy

None. This message is for information only.

10198

Message

Force a TPA restart. Restart reason is: %s

Explanation

This event is logged when the TPA is intentionally restarted, either by the operator or some DBS utility, such as reconfig.

Generated By

PDE restart.

For Whom

Operator.

Notes

None

Remedy

None. This message is for information only.

10199

Message

Assertion failed.

Explanation

This event code is reserved for internal use. It is generated by debugging code for diagnosing unexpected internal states. This code is omitted in software released to the field.

Generated By

PDE kernel drivers.

For Whom

System Support Representative.

Notes

This error forces the node to reboot.

Remedy

Contact the Global Support Center.

10200

Message

Monitor ID is not assigned.

Explanation

A monitor service was passed a monitor identifier that is not allocated. This could be due to passing a bad monitor id argument, or the monitor could have been deallocated by another task.

Generated By

PDE monitor services.

For Whom

System Support Representative.

Notes

This event normally causes an automatic DBS restart. The associated stack trace will help the Global Support Center determine the exact cause of the failure.

Remedy

Contact the Global Support Center.

10201

Message

Process is not in the monitor.

Explanation

A monleave(), mondetach(), or monyield() service was passed a monitor identifier for a monitor that is not owned by the task. This is usually caused by an error in the logic of the program logging the event.

Generated By

PDE monitor services.

For Whom

System Support Representative.

Notes

This event normally causes an automatic DBS restart. The associated stack trace will help the Global Support Center determine the exact cause of the failure.

Remedy

Contact the Global Support Center.

10202

Message

Process is already in the monitor.

Explanation

The monenter() service was passed a monitor identifier for a monitor that is already owned by the task. This is usually caused by an error in the logic of the program logging the event.

Generated By

PDE monitor services.

For Whom

System Support Representative.

Notes

This event normally causes an automatic DBS restart. The associated stack trace will help the Global Support Center determine the exact cause of the failure.

Remedy

Contact the Global Support Center.

10204

Message

Process is not in the yield state.

Explanation

The monresume() service was passed a task identifier for a task that has not yielded a monitor. This is usually caused by an error in the logic of the program logging the event.

Generated By

PDE monitor services.

For Whom

System Support Representative.

Notes

This event normally causes an automatic DBS restart. The associated stack trace will help the Global Support Center determine the exact cause of the failure.

Remedy

Contact the Global Support Center.

10205

Message

Monitor is in use by another task

Explanation

The monenter() service was passed a monitor identifier for a monitor that is already owned by another task. This is not an error, this is logged when a task which does not want to wait for a monitor could not get the monitor immediately

Generated By

PDE monitor services.

For Whom

System Support Representative.

Notes

None

Remedy

No action is needed.

10300

Message

Address is in use.

Explanation

The new location passed to the segrelocate() service is already in use. This is usually caused by an error in the logic of the program logging the event.

Generated By

PDE segment subsystem.

For Whom

System Support Representative.

Notes

This event normally causes an automatic DBS restart. The associated stack trace will help the Global Support Center determine the exact cause of the failure.

Remedy

Contact the Global Support Center.

10301

Message

Invalid segment identifier.

Explanation

The segment identifier passed to a segment system service is not assigned to any segment. This is usually caused by an error in the logic of the program logging the event.

Generated By

PDE segment subsystem.

For Whom

System Support Representative.

Notes

This event normally causes an automatic DBS restart. The associated stack trace will help the Global Support Center determine the exact cause of the failure.

Remedy

Contact the Global Support Center.

10302

Message

Invalid pointer: No segment at this address.

Explanation

The address passed to a segment service is does not point to a segment that is accessed by the program, or the segment passed to segchange() is a shared segment, or the address passed to segaccessloc() or seggetloc() or the new location passed to segrelocate () is not aligned on a segment boundary. This usually indicates an error in the logic of the program logging the event.

Generated By

PDE segment subsystem.

For Whom

System Support Representative.

Notes

This event normally causes an automatic DBS restart. The associated stack trace will help the Global Support Center determine the exact cause of the failure.

Remedy

Contact the Global Support Center.

10303

Message

Invalid segment: Illegal address for a segment.

Explanation

The address passed to a segment service is not within the range of addresses used by the segment subsystem, or it is not an address in a segment that is accessed by the program. This usually indicates an error in the logic of the program logging the event.

Generated By

PDE segment subsystem.

For Whom

System Support Representative.

Notes

This event normally causes an automatic DBS restart. The associated stack trace will help the Global Support Center determine the exact cause of the failure.

Remedy

Contact the Global Support Center.

10304

Message

Lock conflict: Deadlock with self.

Explanation

The lock requested for a segment conflicts with the lock already obtained for the same segment. This is typically caused by an error in the logic of the program logging the event.

Generated By

PDE segment subsystem.

For Whom

System Support Representative.

Notes

This event normally causes an automatic DBS restart. The associated stack trace will help the Global Support Center determine the exact cause of the failure.

Remedy

Contact the Global Support Center.

10305

Message

Access argument is incorrect.

Explanation

The value of the access argument passed to a segment system service is out of range. This indicates a coding error in the program that logs the event.

Generated By

PDE segment subsystem.

For Whom

System Support Representative.

Notes

This event normally causes an automatic DBS restart. The associated stack trace will help the Global Support Center determine the exact cause of the failure.

Remedy

Contact the Global Support Center.

10306

Message

Length argument is incorrect.

Explanation

The value of the access argument passed to a segment system service is less than one or greater than 4 MB. This indicates an error in the program that logs the event.

Generated By

PDE segment subsystem.

For Whom

System Support Representative.

Notes

This event normally causes an automatic DBS restart. The associated stack trace will help the Global Support Center determine the exact cause of the failure.

Remedy

Contact the Global Support Center.

10307

Message

Lock argument is incorrect.

Explanation

The value of the lock argument passed to a segment system service is out of range. This indicates a coding error in the program that logs the event.

Generated By

PDE segment subsystem.

For Whom

System Support Representative.

Notes

This event normally causes an automatic DBS restart. The associated stack trace will help the Global Support Center determine the exact cause of the failure.

Remedy

Contact the Global Support Center.

10308

Message

Cannot discard an accessed segment.

Explanation

An attempt was made to discard a shared segment that is currently being accessed by other tasks.

Generated By

PDE segment subsystem.

For Whom

System Support Representative.

Notes

This event normally causes an automatic DBS restart. The associated stack trace will help the Global Support Center determine the exact cause of the failure.

Remedy

Contact the Global Support Center.

10309

Message

Segments exhausted or no virtual memory for segment.

Explanation

This event is caused when application runs out of segments. It can also occur if a segment could not be created because the virtual address space of the task is full.

Generated By

PDE segment subsystem.

For Whom

System Support Representative.

Notes

This event normally causes an automatic DBS restart. The associated stack trace will help the Global Support Center determine the exact cause of the failure.

Remedy

Contact the Global Support Center.

10310

Message

ERRSEGRELOCATED: Segment is relocated.

Explanation

This event is returned by the segchange() service when a segment is moved to a different virtual address so that it could be increased in size. The calling program should test for this result and react appropriately, not enter the event in the log.

Generated By

PDE segment subsystem.

For Whom

System Support Representative.

Notes

The associated stack trace will help the Global Support Center determine the exact cause of the failure.

Remedy

This event should not appear in the log file. If it does, contact the Global Support Center.

10311

Message

No swap space for segment.

Explanation

The system was not able to reserve anon space to back up a new segment in swap space because all available space has already been reserved. This probably means that some program (not necessarily the one reporting the problem) is not releasing segments when it should, or that the PDE segment subsystem is failing to properly account for freed segments.

Generated By

PDE segment subsystem.

For Whom

System Support Representative.

Notes

This event normally causes an automatic DBS restart. The associated stack trace will help the Global Support Center determine the exact cause of the failure.

Remedy

Verify that sufficient swap space is allocated on the system. If more space is needed, allocate one or more additional swap partitions, or increase the size of existing ones on secondary system disks. Otherwise, if the automatic DBS restart does not clear up the problem, an operating system shutdown and reboot should do so. However, this is possibly caused by a bug in DBS or PDE software, which should be reported to the Global Support Center.

10312

Message

Cannot allocate SDB structure for segment.

Explanation

A segment could not be created because no SDB kernel structure could be allocated for it. This indicates PDE kernel memory saturation, either because kernel blocks are being lost, or too many system resources have been allocated.

Generated By

PDE segment subsystem.

For Whom

System Support Representative.

Notes

This event normally causes an automatic DBS restart. The associated stack trace will help the Global Support Center determine the exact cause of the failure.

Remedy

If the automatic DBS restart does not clear up the problem, an operating system shutdown and reboot should do so. However, this is possibly caused by a bug in DBS or PDE software, which should be reported to the Global Support Center.

10313

Message

RCB contains an invalid segment size.

Explanation

This event is logged when an invalid segment size is passed to the PDE segment subsystem from the PDE message subsystem. This indicates a PDE kernel driver problem.

Generated By

PDE segment subsystem.

For Whom

System Support Representative.

Notes

This event normally causes an automatic DBS restart. The associated stack trace will help the Global Support Center determine the exact cause of the failure.

Remedy

Contact the Global Support Center.

10314

Message

Unable to map seg into user space.

Explanation

This event is logged when an error is returned from `as_map` while trying to map a PDE segment into the address space of a process. This indicates a PDE kernel driver problem.

Generated By

PDE segment subsystem.

For Whom

System Support Representative.

Notes

This event normally causes an automatic DBS restart. The associated stack trace will help the Global Support Center determine the exact cause of the failure.

Remedy

Contact the Global Support Center.

10315

Message

Segment Daemon failure.

Explanation

This event is logged when the kernel portion of the segment daemon fails.

Generated By

PDE segment subsystem.

For Whom

System Support Representative.

Notes

This error forces the node to reboot.

Remedy

Contact the Global Support Center.

10316

Message

Segment system initialization is not complete

Explanation

This error is returned when the segment subsystem backing file cannot be created, or some other error occurs during segment system initialization.

Generated By

PDE segment subsystem.

For Whom

System Support Representative.

Notes

This error is non-fatal.

Remedy

Contact the Global Support Center.

10317

Message

Segments can not be grown in place under the NT OS.

Explanation

This event is logged when an attempt is made to grow a segment.

Generated By

PDE segment subsystem.

For Whom

System Support Representative.

Notes

This error is non-fatal.

Remedy

Contact the Global Support Center.

10318

Message

Segments can not be relocated under the NT OS.

Explanation

This event is logged when an attempt is made to relocate a segment.

Generated By

PDE segment subsystem.

For Whom

System Support Representative.

Notes

This error is non-fatal.

Remedy

Contact the Global Support Center.

10320

Message

The called function is not supported in this release of PDE.

Explanation

The user called a segment system function which is not implemented in this release of PDE.

Generated By

PDE segment subsystem.

For Whom

System Support Representative.

Notes

This error is non-fatal.

Remedy

Contact the Global Support Center.

10321

Message

The called function is not supported in this release of PDE.

Explanation

The user called a segment system function which is not implemented in this release of PDE.

Generated By

PDE segment subsystem.

For Whom

System Support Representative.

Notes

This error is non-fatal.

Remedy

Contact the Global Support Center.

10322

Message

Failed to lock the pages backed by the segment.

Explanation

This event is logged for various conditions due to which a page could not be locked and is detected by the PDE segment management subsystem.

Generated By

PDE segment subsystem.

For Whom

System Support Representative.

Notes

This event normally causes an automatic DBS restart.

Remedy

Contact the Global Support Center.

10325

Message

The segfilesize tunable is presently set to a lower value(%d). Expected value is (%d)

Explanation

This event code is used by SEG subsystem to report a segfilesize tunable value set to a lower than expected (computed) value. The computed value is the worst case maximum value that represents maximum possible SEG usage by DBS tasks running at full load.

Generated By

PDE segment subsystem.

For Whom

System Support Representative.

Notes

This message is informational only.

Remedy

In most cases, no response is needed if the expected load on the DBS would not approach the worst case maximum.

10326

Message

The persistent segment list has been truncated to fit the buffer.

Explanation

The user's buffer is too small to receive the entire list of segments. The list is truncated to the maximum number of segments that will fit.

Generated By

PDE segment subsystem.

For Whom

System Support Representative.

Notes

This message is informational only.

Remedy

This event should not appear in the log file. If it does, contact the Global Support Center.

10327

Message

The segment cannot be discarded with the persistent flag set.

Explanation

A segment was flagged to persist across restarts and the application attempted to discard or drop it with the normal API. Persistent segments can only be discarded using the persistent API.

Generated By

PDE segment subsystem.

For Whom

System Support Representative.

Notes

This message indicates an application software bug.

Remedy

Contact the Global Support Center.

10328

Message

Cannot allocate kernel memory for a buffer in SEG.

Explanation

An allocation failed to acquire the memory needed for a buffer in the SEG subsystem.

Generated By

PDE segment subsystem.

For Whom

System Support Representative.

Notes

This message indicates a problem with memory resources. It might indicate a memory leak.

Remedy

Contact the Global Support Center.

10329

Message

A bad handle was used for a persistent segment.

Explanation

The handle used to identify a persistent segment is bad.

Generated By

PDE segment subsystem.

For Whom

System Support Representative.

Notes

This event indicates a PDE kernel problem. It is usually non-fatal but it might cause a resource leak.

Remedy

Contact the Global Support Center.

10330

Message

The segment is not persistent as expected.

Explanation

The segment is expected to be persistent but it is not in the global persistent list.

Generated By

PDE segment subsystem.

For Whom

System Support Representative.

Notes

This event usually means the application is trying to determine if a segment at a particular memory location is persistent or not. It is only an error if the segment is expected to be persistent.

Remedy

Contact the Global Support Center.

10331

Message

A duplicate persistent segment exists in the vproc.

Explanation

A segment with the same name, vproc, and partition already exists in the caller's vproc. The second remap operation is most likely unintentional.

Generated By

PDE segment subsystem.

For Whom

System Support Representative.

Notes

This event usually means the application is trying to remap a shared segment to the wrong vproc.

Remedy

Contact the Global Support Center.

10332

Message

Cannot discard a segment that is being discarded by another task.

Explanation

Multiple tasks are attempting to discard the same segment. All tasks except the first one will receive this error.

Generated By

PDE segment subsystem.

For Whom

System Support Representative.

Notes

This event may or may not indicate a problem.

Remedy

Contact the Global Support Center.

10333

Message

The partition limit for SEG memory has been reached.

Explanation

The maximum amount of SEG memory allowed per partition has been reached. The expected cause of this error is a segment leak. It might also indicate the Control GDO setting called "Partiton Memory Limit" is set too low.

Generated By

PDE segment subsystem.

For Whom

System Support Representative.

Notes

This event could indicate a segment leak.

Remedy

Contact the Global Support Center.

10399

Message

Unrecoverable error in segment system.

Explanation

This event is logged for various conditions that should be logically impossible that are detected by the PDE segment management subsystem. This indicates a PDE kernel driver problem.

Generated By

PDE segment subsystem.

For Whom

System Support Representative.

Notes

This error forces the node to reboot.

Remedy

Contact the Global Support Center.

10402

Message

Process ID is not valid.

Explanation

A PDE task management service has been given a process identifier for a task that does not exist, or is not a member of the database scheduling class (SCHDB). This is usually caused by an error in the logic of the program logging the event.

Generated By

PDE task management services.

For Whom

System Support Representative.

Notes

This event normally causes an automatic DBS restart. The associated stack trace will help the Global Support Center determine the exact cause of the failure.

Remedy

Contact the Global Support Center.

10404

Message

Critical region nesting limit exceeded.

Explanation

A task is trying entering a critical region too many times, or leaving a critical region more times than it has entered one. This is usually caused by an error in the logic of the program logging the event.

Generated By

PDE task management services.

For Whom

System Support Representative.

Notes

This event normally causes an automatic DBS restart. The associated stack trace will help the Global Support Center determine the exact cause of the failure.

Remedy

Contact the Global Support Center.

10405

Message

Cannot continue a task that is not suspended.

Explanation

The `tskcont()` service has been used to continue a task that has not been suspended by the `tskpause()` service. This is usually caused by an error in the logic of the program logging the event.

Generated By

PDE task management services.

For Whom

System Support Representative.

Notes

This event normally causes an automatic DBS restart. In order to allow for timing windows in which the `tskcont()` call precedes the corresponding `tskpause()`, this error is actually only returned when `tskcont()` has been called twice for the same task with no intervening `tskpause()`. The associated stack trace will help the Global Support Center determine the exact cause of the failure.

Remedy

Contact the Global Support Center.

10406

Message

Cannot pause a task in a critical region.

Explanation

The `tskpause()` service has been used to stop a task that has yielded a monitor or is in a power-critical region, or the `tskstop()` service was used to stop the calling task while it is in a critical region. This is usually caused by an error in the logic of the program logging the event.

Generated By

PDE task management services.

For Whom

System Support Representative.

Notes

This event normally causes an automatic DBS restart. The associated stack trace will help the Global Support Center determine the exact cause of the failure.

Remedy

Contact the Global Support Center.

10408

Message

Buffer is too small.

Explanation

The buffer provided to hold the data returned by the `tskresource()` service is not large enough to contain all the data. This is usually caused by a coding error in the program logging the event.

Generated By

PDE task management services.

For Whom

System Support Representative.

Notes

This event normally causes an automatic DBS restart. The associated stack trace will help the Global Support Center determine the exact cause of the failure.

Remedy

Contact the Global Support Center.

10409

Message

Cannot pass segment to new task.

Explanation

The pointer passed to `tskget()` of a segment to be given to the newly started task is not valid segment locator for the parent task. This is usually caused by an error in the logic of the program logging the event.

Generated By

PDE task management services.

For Whom

System Support Representative.

Notes

This event normally causes an automatic DBS restart. The associated stack trace will help the Global Support Center determine the exact cause of the failure.

Remedy

Contact the Global Support Center.

10410

Message

Buffer size is too large.

Explanation

The buffer provided to hold the data returned by the `tskresource()` service must not exceed the predefined size. This is usually caused by a coding error in the program logging the event.

Generated By

PDE task management services.

For Whom

System Support Representative.

Notes

This event normally causes an automatic DBS restart. The associated stack trace will help the Global Support Center determine the exact cause of the failure.

Remedy

Contact the Global Support Center.

10411

Message

Unable to start a new task.

Explanation

There is not enough room in the vproc global file to create a new task context block for a `taskget()` service, or an error was returned from the operating system trying to start the task.

Generated By

PDE task management services.

For Whom

System Support Representative.

Notes

None

Remedy

Contact the Global Support Center.

10414

Message

Priority is not valid.

Explanation

A PDE task priority service has been given an invalid Priority Identifier value or Priority Name string.

Generated By

PDE scheduler services.

For Whom

System Support Representative.

Notes

This event normally causes an automatic DBS restart. The associated stack trace will help the Global Support Center determine the exact cause of the failure.

Remedy

Contact the Global Support Center.

10415

Message

Segment creation in child task failed with event %d.

Explanation

The attempt to materialize the segment passed to tskget in the child task failed with the event code shown.

Generated By

PDE task management services.

For Whom

System Support Representative.

Notes

Since this error is detected on the child thread, there is no way to pass it back to the parent. Instead, this event unconditionally normally causes an automatic DBS restart.

Remedy

Contact the Global Support Center.

10416

Message

Task aborted abnormally. %\$registers

Explanation

Task aborted abnormally due to an unhandled exception. This indicates a bug due to some condition that the program was not prepared to handle.

Generated By

PDE task management services.

For Whom

System Support Representative.

Notes

This event normally causes an automatic DBS restart. The associated stack trace will help the Global Support Center determine the exact cause of the failure. The hardware registers

at the time of the exception are shown in the message. These are also needed to establish the cause of failure

Remedy

Contact the Global Support Center.

10417

Message

Stack overflow exception detected. %\$registers

Explanation

Task aborted abnormally due to due to a stack overflow exception. This indicates that the program tried to use stack space beyond its specified limits

Generated By

PDE task management services.

For Whom

System Support Representative.

Notes

This event may cause an automatic DBS restart. The associated stack trace from the preceding 10416 event will help the Global Support Center determine the exact cause of the failure. The hardware registers at the time of the exception are shown in the message. These are also needed to establish the cause of the failure.

Remedy

Contact the Global Support Center.

10418

Message

ERRTSKSTOP: This event should not be logged.

Explanation

This event is reported when a task that was in a PDE kernel sleep is woken up via tskstop or a reset.

Generated By

PDE task management services.

For Whom

System Support Representative.

Notes

This message should not appear in the error log. Its event code is used within PDE to terminate tasks that are aborted and killed at reset time, but the task should exit without actually logging the event. The associated stack trace will help the Global Support Center determine the exact cause of the failure.

Remedy

This event should never be logged. If it is, report the problem to the Global Support Center.

10419

Message

ERRTSKDEBUGSTOP: This event should not be logged.

Explanation

This event is reported when a task that was in a PDE kernel sleep is woken up via tskstop or a reset.

Generated By

PDE task management services.

For Whom

System Support Representative.

Notes

This message should not appear in the error log. Its event code is used within PDE to remove tasks from system calls for debugging purposes.

Remedy

This event should never be logged. If it is, report the problem to the Global Support Center.

10420

Message

Unable to start a new task due to OS error .

Explanation

The specified error occurred when attempting to start a new task. This is not necessarily a fatal error; the operation will be retried when this message is issued. If the retries also fail, the appropriate event will then be logged to handle the fatal error.

Generated By

PDE task management services.

For Whom

System Support Representative.

Notes

The associated stack trace will help the Global Support Center determine the exact cause of the failure.

Remedy

Problems have been observed on NT that cause this event to be logged on occasion in circumstances where retrying the operation will succeed. No action is needed in that case, unless this occurs too frequently or has some other serious impact. Contact the Global Support Center.

10421

Message

Tsk call not implemented.

Explanation

This error is returned if TSK service call is not implemented because no native OS support is available by target OS platform or release

Generated By

PDE task management services.

For Whom

System Support Representative.

Notes

None

Remedy

Contact the Global Support Center.

10422

Message

Timeout waiting for task %d to stop - attempting forced termination.

Explanation

The specified task did not exit for a pending tskstop request, so PDE attempted to recover by killing the task. A snapshot dump of the process will be taken if the tskstopnapenable flag is set to true with ctl.

Generated By

PDE task management services.

For Whom

System Support Representative.

Notes

The associated stack trace and snapshot dump will help the Global Support Center determine the exact cause of the failure.

Remedy

The forced termination should eliminate the hung task, which usually lets Teradata continue normally with no further action. However, there is a slight risk that this could lead to a system-level hang, which requires a manually initiated Teradata restart to recover.

10501

Message

Hashcode is invalid.

Explanation

The message subsystem has been given an invalid virtual processor hash code and the processor id cannot be determined. This is probably caused by a coding error in the program logging the event.

Generated By

PDE message subsystem.

For Whom

System Support Representative.

Notes

This event normally causes an automatic DBS restart. The associated stack trace will help the Global Support Center determine the exact cause of the failure.

Remedy

Contact the Global Support Center.

10502

Message

Location argument is an invalid pointer.

Explanation

An attempt to access a data buffer within a tasks' space has failed. This can happen if the buffer is released prematurely, or the task does not own the buffer being accessed.

Generated By

PDE message subsystem.

For Whom

System Support Representative.

Notes

This event normally causes an automatic DBS restart. The associated stack trace will help the Global Support Center determine the exact cause of the failure.

Remedy

Contact the Global Support Center.

10503

Message

Mailbox is still linked to a channel.

Explanation

A mailbox cannot be released while it is still linked to a channel. This typically indicates an error in the program logging the event.

Generated By

PDE message subsystem.

For Whom

System Support Representative.

Notes

This event normally causes an automatic DBS restart. The associated stack trace will help the Global Support Center determine the exact cause of the failure.

Remedy

Contact the Global Support Center.

10504

Message

No mailboxes are available.

Explanation

An attempt to get a transient mailbox from the system has failed. This is possibly due to extremely heavy message traffic, or message deliveries are not being completed.

Generated By

PDE message subsystem.

For Whom

System Support Representative.

Notes

This event normally causes an automatic DBS restart. The associated stack trace will help the Global Support Center determine the exact cause of the failure.

Remedy

If the automatic DBS restart does not clear up the problem, an operating system shutdown and reboot should do so. However, this is possibly caused by a bug in DBS or PDE software, which should be reported to the Global Support Center.

10505

Message

Mailbox is not in use.

Explanation

A message service was passed a mailbox identifier for a mailbox that is not currently allocated. Either an incorrect argument was passed, or the mailbox has been deallocated by another task. This event is also returned to the msgchnunlnk() service when the channel specified is not linked to any mailbox. This is usually caused by an error in the logic of the program logging the event.

Generated By

PDE message subsystem.

For Whom

System Support Representative.

Notes

This event normally causes an automatic DBS restart. The associated stack trace will help the Global Support Center determine the exact cause of the failure.

Remedy

Contact the Global Support Center.

10506

Message

Mailbox number is out of range.

Explanation

A source or destination mailbox number is outside the valid range for numbered mailboxes. A corrupted message header can cause this error.

Generated By

PDE message subsystem.

For Whom

System Support Representative.

Notes

This event normally causes an automatic DBS restart. The associated stack trace will help the Global Support Center determine the exact cause of the failure.

Remedy

Contact the Global Support Center.

10507

Message

Mailbox number is already in use.

Explanation

A task is trying to reserve a numbered mailbox that is already in use. This typically indicates an error in the program logging the event.

Generated By

PDE message subsystem.

For Whom

System Support Representative.

Notes

This event normally causes an automatic DBS restart. The associated stack trace will help the Global Support Center determine the exact cause of the failure.

Remedy

Contact the Global Support Center.

10508

Message

Mailbox does not belong to the caller.

Explanation

A task is attempting to gain control of a mailbox that is owned by another task. This typically indicates an error in the program logging the event.

Generated By

PDE message subsystem.

For Whom

System Support Representative.

Notes

This event normally causes an automatic DBS restart. The associated stack trace will help the Global Support Center determine the exact cause of the failure.

Remedy

Contact the Global Support Center.

10509

Message

Worktype in miscargs is out of range.

Explanation

The worktype specified in the miscargs structure passed to a message service has an undefined value, or the task sending a message has worktype of MSGWORKELEVEN. This is usually caused by a coding error in the program logging the event.

Generated By

PDE message subsystem.

For Whom

System Support Representative.

Notes

This event normally causes an automatic DBS restart. The associated stack trace will help the Global Support Center determine the exact cause of the failure.

Remedy

Contact the Global Support Center.

10510

Message

Category in miscargs is out of range.

Explanation

The message subsystem detected an undefined message category while attempting to transmit the message. This is probably caused by a coding error in the program logging the event.

Generated By

PDE message subsystem.

For Whom

System Support Representative.

Notes

This event normally causes an automatic DBS restart. The associated stack trace will help the Global Support Center determine the exact cause of the failure.

Remedy

Contact the Global Support Center.

10511

Message

Remote address in miscargs is MSGNOADDR.

Explanation

The message being validated as a remote message specifies the address class to be MSGNOADDR. Remote messages must provide a remote address for the message. This is probably caused by a coding error in the program logging the event.

Generated By

PDE message subsystem.

For Whom

System Support Representative.

Notes

This event normally causes an automatic DBS restart. The associated stack trace will help the Global Support Center determine the exact cause of the failure.

Remedy

Contact the Global Support Center.

10512

Message

Vproc ID is incorrect.

Explanation

The virtual processor identifier in a message address is out of range, identifies an inactive vproc, or specifies a non-local vproc for a service that can only be performed on a local vproc. This is probably caused by a coding error in the program logging the event.

Generated By

PDE message subsystem.

For Whom

System Support Representative.

Notes

This event normally causes an automatic DBS restart. The associated stack trace will help the Global Support Center determine the exact cause of the failure.

Remedy

Contact the Global Support Center.

10513

Message

Message cannot be routed.

Explanation

A message was received from the TDN subsystem (at interrupt) for delivery to a mailbox that is not defined. This may be due to a timing problem, where the task to receive the message has not yet run to the point where it creates the mailbox, or a task is unaware that the task it is sending a message to is about to terminate.

Generated By

PDE message subsystem.

For Whom

System Support Representative.

Notes

This message is only written to the log file and DBS event log. It does not appear on the console.

Remedy

In some cases, these events are not important. If the task sending a message will reissue it when there is no response, for example, the system will continue to run normally. If the event

appears to be associated with a hung session, is repeated frequently, or otherwise appears to indicate a real problem, contact the Global Support Center.

10514

Message

Non-host message sent to external transient mailbox.

Explanation

External transient mailboxes allocated with msggtbxe() should only be used by host communications. The message subsystem does not recognize this message as a host message but it will attempt delivery.

Generated By

PDE message subsystem.

For Whom

System Support Representative.

Notes

The associated stack trace will help the Global Support Center determine the exact cause of the failure.

Remedy

Although this may have no effect on the DBS, it indicates an error in the logic of the program logging it, which should be reported to the Global Support Center.

10515

Message

Message is too long.

Explanation

Attempted to send a message that exceeds 1 MB, or 32 KB in the case of a host message. This is usually caused by an error in the logic of the program logging the event.

Generated By

PDE message subsystem.

For Whom

System Support Representative.

Notes

This event normally causes an automatic DBS restart. The associated stack trace will help the Global Support Center determine the exact cause of the failure.

Remedy

Contact the Global Support Center.

10516

Message

Segment is sharable.

Explanation

A shareable segment was passed to msgtxseg(), requesting that it be discarded after being sent. This is not allowed because another task could access the segment, so it cannot be discarded. This is usually caused by an error in the logic of the program logging the event.

Generated By

PDE message subsystem.

For Whom

System Support Representative.

Notes

This event normally causes an automatic DBS restart. The associated stack trace will help the Global Support Center determine the exact cause of the failure.

Remedy

Contact the Global Support Center.

10517

Message

Mailbox address is invalid.

Explanation

This event can occur if: the message address class specifies a non-local message but the validation type is local, or the channel for a channel-linked message is undefined, or the relvp cannot be located in the vproc table, or the message address class does not support the

operation being attempted. This is usually caused by a coding error in the program logging the event.

Generated By

PDE message subsystem.

For Whom

System Support Representative.

Notes

This event normally causes an automatic DBS restart. The associated stack trace will help the Global Support Center determine the exact cause of the failure.

Remedy

Contact the Global Support Center.

10518

Message

Channel is already linked to a mailbox.

Explanation

Cannot link a transient mailbox to a channel that is already linked to a mailbox. This probably indicates an error in the logic of the program logging the event.

Generated By

PDE message subsystem.

For Whom

System Support Representative.

Notes

This event normally causes an automatic DBS restart. The associated stack trace will help the Global Support Center determine the exact cause of the failure.

Remedy

Contact the Global Support Center.

10519

Message

Maximum message wait time exceeded.

Explanation

A message was not received within the time specified by the task to wait for an incoming message.

Generated By

PDE message subsystem.

For Whom

System Support Representative.

Notes

The associated stack trace will help the Global Support Center determine the exact cause of the failure.

Remedy

If this message appears to be associated with other abnormal system behavior, report the problem to the Global Support Center. Otherwise, no response is needed.

10520

Message

Host message sent to non-external transient mailbox.

Explanation

The message subsystem is routing a host message to a non-external mailbox. Normally, the host allocates a transient mailbox with msggtbxe() which defines the box to be external.

Generated By

PDE message subsystem.

For Whom

System Support Representative.

Notes

The associated stack trace will help the Global Support Center determine the exact cause of the failure.

Remedy

If this message appears to be associated with other abnormal system behavior, report the problem to the Global Support Center. Otherwise, no response is needed.

10521

Message

Message received is too large.

Explanation

The message received by a msgxrec() or similar service was too large to fit into the buffer provided by the caller.

Generated By

PDE message subsystem.

For Whom

System Support Representative.

Notes

The associated stack trace will help the Global Support Center determine the exact cause of the failure.

Remedy

Contact the Global Support Center.

10522

Message

Cannot allocate an RCB for a message.

Explanation

All available RCBs are in use. This event is also used when the message subsystem is unable to get pages for a message being sent to or from the host driver.

Generated By

PDE message subsystem.

For Whom

System Support Representative.

Notes

This event normally causes an automatic DBS restart. The associated stack trace will help the Global Support Center determine the exact cause of the failure.

Remedy

If the automatic DBS restart does not clear up the problem, an operating system shutdown and reboot should do so. However, this is possibly caused by a bug in the PDE kernel driver, which should be reported to the Global Support Center.

10523

Message

ERRMSGHOSTFLOW: This event should not be logged.

Explanation

The message could not be delivered due to unavailable memory resources, or a flow control condition. The host driver should attempt redelivery at a later time.

Generated By

PDE message subsystem.

For Whom

System Support Representative.

Notes

None

Remedy

This message should never appear in the log. If it does, contact the Global Support Center.

10524

Message

Message flow control limit exceeded.

Explanation

The message subsystem will normally put tasks to sleep that are waiting for a message to be delivered. This event will occur if the task was not put to sleep because of the message type or source.

Generated By

PDE message subsystem.

For Whom

System Support Representative.

Notes

This event normally causes an automatic DBS restart.

Remedy

Contact the Global Support Center if the problem persists.

10525

Message

mailbox lock failure 1

Explanation

msgwidsan called msgmbxlock to lock a mailbox but the return code was non-zero. This is an informational message to find the return code.

Generated By

PDE message subsystem.

For Whom

System Support Representative.

Notes

This message is only written to the log file and DBS event log. It does not appear on the console.

Remedy

contact the Global Support Center.

10526

Message

mailbox lock failure 2

Explanation

msgwidsan called msgmbxlock to lock a mailbox but the return code was non-zero. This is an informational message to find the mailbox address.

Generated By

PDE message subsystem.

For Whom

System Support Representative.

Notes

This message is only written to the log file and DBS event log. It does not appear on the console.

Remedy

contact the Global Support Center.

10527

Message

Message system initialization is not complete

Explanation

This error is returned when msginit() is called before kernel initialization has completed

Generated By

PDE message subsystem.

For Whom

System Support Representative.

Notes

This error is non-fatal.

Remedy

Contact the Global Support Center.

10528

Message

Invalid event handle passed to msgsigbx

Explanation

This error is returned when msgsigbox is called with an invalid event handle in the msgmiscargs structure.

Generated By

PDE message subsystem.

For Whom

System Support Representative.

Notes

This error is non-fatal.

Remedy

Contact the Global Support Center.

10529

Message

Could not locate a v2p table entry for a vproc

Explanation

The message subsystem could not locate a v2p table entry for a vproc that is specified in ktcb or passed in miscargs.

Generated By

PDE message subsystem.

For Whom

System Support Representative.

Notes

This event normally causes an automatic DBS restart. The associated stack trace will help the Global Support Center determine the exact cause of the failure.

Remedy

Contact the Global Support Center.

10530

Message

The operating system returned an error.

Explanation

A message service received an error from the operating system.

Generated By

PDE message subsystem.

For Whom

System Support Representative.

Notes

This event normally causes an automatic DBS restart. The associated stack trace will help the Global Support Center determine the exact cause of the failure.

Remedy

Contact the Global Support Center.

10531

Message

Invalid Session ID

Explanation

The message subsystem identified a illegal session id 0. Indicates problem with the DBS software.

Generated By

PDE message subsystem.

For Whom

System Support Representative.

Notes

This event normally causes an automatic DBS restart. The associated stack trace will help the Global Support Center determine the exact cause of the failure.

Remedy

Contact the Global Support Center.

10532

Message

subopcode is in not the valid range. Restart reason is: %s

Explanation

This event is logged when when subopcode is not in the specified range (1-23).

Generated By

PDE restart.

For Whom

Operator.

Notes

None

Remedy

Contact the Global Support Center

10593

Message

parameters to msgtxrecfsg were not multiples of four bytes

Explanation

This is returned when the parameters to msgtxrecfsg were not multiples of four bytes to meet Bynet DMA requirement.

Generated By

PDE message subsystem.

For Whom

System Support Representative.

Notes

This event normally causes an automatic DBS restart. The associated stack trace will help the Global Support Center determine the exact cause of the failure.

Remedy

Contact the Global Support Center.

10596

Message

System Reset Initiated by the MSGKMSG Daemon. Reason: %s

Explanation

The msgkmsg daemon is responsible for handling messages generated by various subsystems within the PDE User-Mode code. It has detected an Operating System error which makes it unable to proceed.

Generated By

PDEMAIN msgkmsg daemon thread.

For Whom

System Support Representative.

Notes

This error forces the node to reboot.

Remedy

Contact the Global Support Center.

10597

Message

Invalid msgkmsg request type.

Explanation

The msgkmsg daemon is responsible for handling messages generated within the PDE kernel driver. It received a message with an incorrect subop code. This indicates an error within a PDE kernel driver.

Generated By

PDE msgkmsg daemon.

For Whom

System Support Representative.

Notes

This error forces TPA Reset

Remedy

Contact the Global Support Center.

10599

Message

Relative vproc ID is invalid or inactive.

Explanation

The relative virtual processor number for a message address is out of range, or identifies an inactive vproc. This indicates an error within a PDE kernel driver.

Generated By

PDE message subsystem.

For Whom

System Support Representative.

Notes

This error forces the node to reboot.

Remedy

Contact the Global Support Center.

10600

Message

Target program for PrgInvoke does not exist.

Explanation

The prginvoke() service was passed the name of a program that cannot be found in any of the default directories for PDE executable files, or the pathname of the program is too long to fit in an RCB.

Generated By

PDE program management services.

For Whom

System Support Representative.

Notes

This event normally causes an automatic DBS restart. The associated stack trace will help the Global Support Center determine the exact cause of the failure.

Remedy

This may be caused to an error in the pkgadd the installed the TDBMS or TGTW package. If the pkgadd failed due to insufficient disk space or for some other reason, correct the problem, reinstall the package, and restart the DBS.

10601

Message

Partition in target is not valid.

Explanation

The partition number passed in the target structure to prginvoke(), prgreset() or prginquire() is not in the range of valid user partition numbers. This is usually caused by a coding error in the program logging the event.

Generated By

PDE program management services.

For Whom

System Support Representative.

Notes

This event normally causes an automatic DBS restart. The associated stack trace will help the Global Support Center determine the exact cause of the failure.

Remedy

Contact the Global Support Center.

10602

Message

Vproc in target is not valid.

Explanation

The virtual processor identifier passed in the target structure to prginvoke(), prgreset() or prginquire() does not specify a valid vproc. This is usually caused by a coding error in the program logging the event.

Generated By

PDE program management services.

For Whom

System Support Representative.

Notes

This event normally causes an automatic DBS restart. The associated stack trace will help the Global Support Center determine the exact cause of the failure.

Remedy

Contact the Global Support Center.

10603

Message

Message class in target is not valid.

Explanation

The message class specified in the target address for a program management service is not valid. Legal classes are MSGPROCBOXADDR, MSGHASHBOXADDR, MSGGROUPBOXADDR and MSGLOCALADDR.

Generated By

PDE program management services.

For Whom

System Support Representative.

Notes

This event normally causes an automatic DBS restart. The associated stack trace will help the Global Support Center determine the exact cause of the failure.

Remedy

Contact the Global Support Center.

10604

Message

Partition in target is in use.

Explanation

The partition specified by the target argument is already being used. This may be a normal response to a prginquire() service, in which case the caller should test for it and respond appropriately instead of logging the event. When invoking a program to run in the same partition as the caller, this event is returned if the caller fails to specify the PRGFLAGSELF flag. This is usually caused by an error in the logic of the program logging the event.

Generated By

PDE program management services.

For Whom

System Support Representative.

Notes

This event normally causes an automatic DBS restart. The associated stack trace will help the Global Support Center determine the exact cause of the failure.

Remedy

This typically indicates a bug in the program that issued the call. Contact the Global Support Center.

10605

Message

Cannot create new process for %s

Explanation

An error occurred trying to start the program displayed in the error message.

Generated By

PDE program management services.

For Whom

System Support Representative.

Notes

This event normally causes an automatic DBS restart. The associated stack trace will help the Global Support Center determine the exact cause of the failure.

Remedy

Contact the Global Support Center.

10606

Message

Cannot allocate partition context for a new process

Explanation

An error occurred trying to allocate a partition context block in the node global file. This probably means there is no space left in the file due to too many other objects being allocated.

Generated By

PDE program management services.

For Whom

System Support Representative.

Notes

This event normally causes an automatic DBS restart. The associated stack trace will help the Global Support Center determine the exact cause of the failure.

Remedy

Contact the Global Support Center.

10607

Message

Cannot allocate memory

Explanation

An error occurred trying to allocate a heap memory for temporary buffers needed during a PRG service.

Generated By

PDE program management services.

For Whom

System Support Representative.

Notes

This event normally causes an automatic DBS restart. The associated stack trace will help the Global Support Center determine the exact cause of the failure.

Remedy

Contact the Global Support Center.

10608

Message

Invalid administrative thread operation: %d

Explanation

The administrative thread for the issuing partition received an unknown operation code.

Generated By

PDE program management services.

For Whom

System Support Representative.

Notes

None

Remedy

Contact the Global Support Center.

10609

Message

Timeout from administrative thread operation: %d

Explanation

An administrative thread operation issued by this task did not complete within the expected amount of time. Processing continues as if the operation had succeeded. This may or may not lead to subsequent errors, depending on the exact nature of the operation and the reason it timed out.

Generated By

PDE program management services.

For Whom

System Support Representative.

Notes

None

Remedy

Occasional occurrences of this message can be ignored if they are not followed by a hang or abort of some sort. Contact the Global Support Center if this appears to be related to some more serious problem.

10610

Message

Cannot operate on the proc file of the partition

Explanation

An error occurred while making one of the proc file operations. Program management services use proc filesystem interfaces to perform variety of operations on the partition and all the task within them. The failure indicates an abnormal error while making one such operation.

Generated By

PDE program management services.

For Whom

System Support Representative.

Notes

This event normally causes an automatic DBS restart.

Remedy

Contact the Global Support Center.

10611

Message

New process from prginvoke failed to initialize: %s Wait failed with %d event code

Explanation

A timeout occurred waiting for a new process to start. The new process died before it had attached to PDE. The prginvoke() call that created it will fail.

Generated By

PDE program management services.

For Whom

System Support Representative.

Notes

None

Remedy

Contact the Global Support Center.

10612

Message

New process from prginvoke hung while initializing: %s Wait failed with %d event code

Explanation

A timeout occurred waiting for a new process to start. The new process hung while it was attaching to PDE. The process will be killed and the prginvoke() call that created it will fail.

Generated By

PDE program management services.

For Whom

System Support Representative.

Notes

None

Remedy

Contact the Global Support Center.

10613

Message

TPA process is exiting unexpectedly

Explanation

A process running in a non-interactive TPA partition exited unexpectedly.

Generated By

PDE program management services.

For Whom

System Support Representative.

Notes

None

Remedy

Contact the Global Support Center.

10614

Message

Invalid user name %s

Explanation

The user name passed to prgstartas (typically for starting a UDF server) is not defined, or the password specified for it is not correct, or the group list associated with the user could not be accessed. If no password is provided, the user is not in the sson list specified by the /etc/pde.conf file.

Generated By

PDE program management services.

For Whom

System Support Representative.

Notes

None

Remedy

Contact the Global Support Center.

10615

Message

Invalid group name %s

Explanation

The group name passed to prgstartas (typically for starting a UDF server) is not defined, or the user specified is not a member of that group.

Generated By

PDE program management services.

For Whom

System Support Representative.

Notes

None

Remedy

Contact the Global Support Center.

10616

Message

prgstartas protocol error

Explanation

An unexpected error occurred in internal processing for prgstartas. TDBMS typically uses this API to start UDF server processes as a different user than Teradata runs as. It employs a

special protocol to communicate with the privileged pdmain daemon to create these processes. Unexpected errors in this protocol log a message giving details on the internal API that failed and return this event to the caller of prgstartas.

Generated By

PDE program management services.

For Whom

System Support Representative.

Notes

This event normally causes an automatic DBS restart. A preceding log message tagged with "PDE startas" or "PDE invoke" gives details on the specific internal API that failed. The associated stack trace may help the Global Support Center determine the exact cause of the failure.

Remedy

Contact the Global Support Center.

10617

Message

Legacy UDF user authorization is disabled.

Explanation

An attempt was made to start a process running as a non-Teradata user via the legacy interface intended to support pre-TD14.0 UDF accounts, but legacy user authorization has been disabled on this system.

Generated By

PDE program management services.

For Whom

System Support Representative.

Notes

None

Remedy

Legacy user authorizations are controlled by the LegacyAuth key in /etc/pde.conf. If this key is missing or set to 0, legacy authorization is disabled. If that has been done at a site that still requires legacy authorizations to work, this key should be added or set to 1.

10699

Message

Internal error in PRG services.

Explanation

This event code is reserved for future use to report irrecoverable errors in PDE program management services.

Generated By

PDE program management services.

For Whom

System Support Representative.

Notes

This error forces the node to reboot.

Remedy

Contact the Global Support Center.

10800

Message

No more dynamic channels are available.

Explanation

All available dynamic channels have been allocated. This typically indicates that DBS software is getting dynamic channels and never releasing them.

Generated By

PDE network channel services.

For Whom

System Support Representative.

Notes

This event normally causes an automatic DBS restart. The associated stack trace will help the Global Support Center determine the exact cause of the failure.

Remedy

If the automatic DBS restart does not clear up the problem, an operating system shutdown and reboot should do so. However, this is possibly caused by a bug in DBS or PDE software, which should be reported to the Global Support Center.

10801

Message

Channel does not exist.

Explanation

An attempt was made to use a channel that has not been allocated, or that has already been freed. This typically indicates a problem with DBS or other software that issued the service call, possibly a timing problem where a task that got the channel frees it before an associated task is done using it.

Generated By

PDE network channel services.

For Whom

System Support Representative.

Notes

This event normally causes an automatic DBS restart. The associated stack trace will help the Global Support Center determine the exact cause of the failure.

Remedy

Contact the Global Support Center.

10802

Message

Channel is not a dynamic channel.

Explanation

An attempt was made to free a channel using `chnput()` that is not a dynamic channel. This indicates a problem with the program that issued the call.

Generated By

PDE network channel services.

For Whom

System Support Representative.

Notes

This event normally causes an automatic DBS restart. The associated stack trace will help the Global Support Center determine the exact cause of the failure.

Remedy

Contact the Global Support Center.

10804

Message

VPROC already signaled.

Explanation

A VPROC attempted to signal more than once during the same last-done coordination cycle.

Generated By

PDE network channel services.

For Whom

System Support Representative.

Notes

This event may issue an automatic DBS restart. The associated stack trace will help the Global Support Center determine the exact cause of the failure.

Remedy

Contact the Global Support Center.

10805

Message

ERRCHNFIRSTVPROC: This event should not be logged.

Explanation

This event should not appear in the error log. It is returned by chnfirst() to notify the caller that it is the first task to issue the call. The caller should be prepared to receive this event and

handle in appropriately. If it appears in the log, it probably indicates a problem with the task that logged the event.

Generated By

PDE network channel services.

For Whom

System Support Representative.

Notes

This event does not cause a DBS restart. The associated stack trace will help the Global Support Center determine the exact cause of the failure.

Remedy

This event should never be logged. If it is, report the problem to the Global Support Center.

10806

Message

ERRCHNLASTVPROC: This event should not be logged.

Explanation

This event should not appear in the error log. It is returned by chnsignal() to notify the caller that it is the last task to issue the call. The caller should be prepared to receive this event and handle in appropriately. If it appears in the log, it probably indicates a problem with the task that logged the event.

Generated By

PDE network channel services.

For Whom

System Support Representative.

Notes

This event does not cause a DBS restart. The associated stack trace will help the Global Support Center determine the exact cause of the failure.

Remedy

This event should never be logged. If it is, report the problem to the Global Support Center.

10807

Message

New channel state is incorrect.

Explanation

A `chnstate()` service request attempted to set a channel to a state that is not valid. This indicates a problem with the task that issued the request.

Generated By

PDE network channel services.

For Whom

System Support Representative.

Notes

This event normally causes an automatic DBS restart. The associated stack trace will help the Global Support Center determine the exact cause of the failure.

Remedy

Contact the Global Support Center.

10808

Message

The channel count parameter or returning value exceeded the maximum value, or overflowed.

Explanation

The `chncount()` or `chnsiginit()` returns the overflow status. The `chncount()` returns this error code when the lastdone coordination via `chnsigcount()` exceeded the maximum count value, $2^{32} - 1$. If returned from `chnsiginit()`, then PDE detected the count input parameter that exceeds the maximum count value.

Generated By

PDE network channel services.

For Whom

System Support Representative.

Notes

This event may cause a DBS restart. The associated stack trace will help the Global Support Center determine the exact cause of the failure.

Remedy

Contact the Global Support Center.

10810

Message

chncount() or chndata() was invoked before lastdone coordination.

Explanation

If chncount() or chndata() is invoked before lastdone coordination this error code is returned to indicate that the count or data is not yet valid.

Generated By

PDE network channel services.

For Whom

System Support Representative.

Notes

This event may cause a DBS restart. The associated stack trace will help the Global Support Center determine the exact cause of the failure.

Remedy

Contact the Global Support Center.

10811

Message

The grpid mismatch condition occurred during chnsignal or chnsigcount lastdone coordination.

Explanation

The grpid is linked to channel during the chnsignal or chnsigcount lastdone coordination. The same grpid must be passed to the chnsignal/chnsigcount calls. If PDE detects a different grpid being passed to a given channel during the lastdone coordination, this error is returned.

Generated By

PDE network channel services.

For Whom

System Support Representative.

Notes

This event normally causes a DBS restart. The associated stack trace will help the Global Support Center determine the exact cause of the failure.

Remedy

Contact the Global Support Center.

10812

Message

The lastdone group count underflow condition occurred either by chnsignal or chnsigcount.

Explanation

PDE detects a participating VPROC count is greater than the expected VPROC count in the group and it results the lastdone count to be underflowed. This error is typically caused by members in the group changes (i.e. leave the group) in the middle of lastdone signalling either by chnsignal or chnsigcount.

Generated By

PDE network channel services.

For Whom

System Support Representative.

Notes

This event normally causes a DBS restart. The associated stack trace will help the Global Support Center determine the exact cause of the failure.

Remedy

Contact the Global Support Center.

10813

Message

Invalid channel data length.

Explanation

chnsigdata() or chndata() was called with an invalid data length.

Generated By

PDE network channel services.

For Whom

System Support Representative.

Notes

This event may cause a DBS restart. The associated stack trace will help the Global Support Center determine the exact cause of the failure.

Remedy

Contact the Global Support Center.

10814

Message

Invalid channel data operation.

Explanation

chnsigdata() or chndata() was called to perform an invalid data operation.

Generated By

PDE network channel services.

For Whom

System Support Representative.

Notes

This event may cause a DBS restart. The associated stack trace will help the Global Support Center determine the exact cause of the failure.

Remedy

Contact the Global Support Center.

10815

Message

Coordination cycle identifier mismatch.

Explanation

The coordination cycle identifiers passed to chnsigdata() by two vprocs didn't match.

Generated By

PDE network channel services.

For Whom

System Support Representative.

Notes

This event may cause a DBS restart. The associated stack trace will help the Global Support Center determine the exact cause of the failure.

Remedy

Contact the Global Support Center.

10816

Message

Channel local state is not valid for this operation.

Explanation

The internal state of a channel is not what it should be at the time a service request was issued.

Generated By

PDE network channel services.

For Whom

System Support Representative.

Notes

This event may issue an automatic DBS restart. The associated stack trace will help the Global Support Center determine the exact cause of the failure.

Remedy

Contact the Global Support Center.

10817

Message

Attempt to unassign a channel after chnfirstlocal() was called.

Explanation

An attempt was made to unassign a channel after chnfirstlocal() was called. It's illegal to unassign a channel after chnfirstlocal() is used.

Generated By

PDE network channel services.

For Whom

System Support Representative.

Notes

This event may cause a DBS restart. The associated stack trace will help the Global Support Center determine the exact cause of the failure.

Remedy

Contact the Global Support Center.

10818

Message

Invalid channel data flag.

Explanation

chnsigdata() or chndata() was passed an invalid data flag.

Generated By

PDE network channel services.

For Whom

System Support Representative.

Notes

This event may cause a DBS restart. The associated stack trace will help the Global Support Center determine the exact cause of the failure.

Remedy

Contact the Global Support Center.

10819

Message

chndata() cancelled.

Explanation

A chndata() request was cancelled.

Generated By

PDE network channel services.

For Whom

System Support Representative.

Notes

This event may cause a DBS restart. The associated stack trace will help the Global Support Center determine the exact cause of the failure.

Remedy

Contact the Global Support Center.

10820

Message

Bad chnget() call.

Explanation

Someone called chnget() rather than chngetsrc().

Generated By

PDE network channel services.

For Whom

System Support Representative.

Notes

This event may cause a DBS restart. The associated stack trace will help the Global Support Center determine the exact cause of the failure.

Remedy

Contact the Global Support Center.

10821

Message

channel is not local.

Explanation

chnreuse() was called for a non-local channel.

Generated By

PDE network channel services.

For Whom

System Support Representative.

Notes

This event may cause a DBS restart. The associated stack trace will help the Global Support Center determine the exact cause of the failure.

Remedy

Contact the Global Support Center.

10854

Message

Bad sub-op %d

Explanation

The BNS channel subsystem detected an unsupported subop while decoding the RCB to create a channel service.

Generated By

BNS Channel subsystem.

For Whom

System Support Representative.

Notes

This message is only written to the log file and DBS event log. It does not appear on the console.

Remedy

This event should never occur. If it does, contact the Global Support Center.

10858

Message

Subop %d TxError code %d

Explanation

BLM detected a transient/permanent error while executing the channel service specified by the Subop. The sender of the service is notified about the error when BLM calls TxError().

Generated By

BNS Channel subsystem.

For Whom

System Support Representative.

Notes

This message is only written to the log file and DBS event log. It does not appear on the console.

Remedy

This event is strictly an informational event if the error is a transient error. However, if the error is a permanent error, it may be necessary to do a DBS restart or to replace the faulty hardware. Contact the Global Support Center if a DBS restart does not correct the problem.

10859

Message

Subop %d RxError code %d

Explanation

BLM detected a transient/permanent error while executing the channel service specified by the Subop. The sender of the service is notified about the error when BLM calls RxError().

Generated By

BNS Channel subsystem.

For Whom

System Support Representative.

Notes

This message is only written to the log file and DBS event log. It does not appear on the console.

Remedy

This event is strictly an informational event if the error is a transient error. However, if the error is a permanent error, it may be necessary to do a DBS restart or to replace the faulty hardware. Contact the Global Support Center if a DBS restart does not correct the problem.

10860

Message

Subop %d Exceeded MaxRetry %d

Explanation

The channel service specified by the Subop has exceeded the maximum number of retries to get a channel object. This is an informational event indicating that the problem may be caused by either a lock contention among the receivers, or a failure in resource allocation among the receivers.

Generated By

BNS Channel subsystem.

For Whom

System Support Representative.

Notes

This message is only written to the log file and DBS event log. It does not appear on the console.

Remedy

Contact the Global Support Center if a DBS restart does not correct the problem.

10861

Message

Subop %d channel = %d

Explanation

An unexpected reply from a receiver was detected in the COR/CBR routines of the channel service specified by Subop.

Generated By

BNS Channel subsystem.

For Whom

System Support Representative.

Notes

None

Remedy

This event should never occur. If it does, it is most likely caused by a hardware glitch that corrupted the reply. Contact the Global Support Center if a DBS restart does not correct the problem.

10862

Message

Subop %d channel = %d

Explanation

The channel service specified by Subop attempted to access a channel object that no longer exists. This event can happen when an application attempts to access a channel that is already been put away, or when it has not acquired the channel via `chnget()`. If a channel becomes inaccessible after the `chnget()` and before being put away via `chnput()`, it is a severe error within the PDE kernel.

Generated By

BNS Channel subsystem.

For Whom

System Support Representative.

Notes

This message is only written to the log file and DBS event log. It does not appear on the console.

Remedy

Contact the Global Support Center if the frequency of the message is abnormally high.

10863

Message

GetIndex Error MyPma.Num %d channel = %d

Explanation

A receiver of the ChnRead() service detected the given NodeId provided by the sender is not in the TPA configuration table.

Generated By

BNS Channel subsystem.

For Whom

System Support Representative.

Notes

This message is only written to the log file and DBS event log. It does not appear on the console.

Remedy

This event should never occur. If it does, it is most likely caused by a hardware glitch that corrupted the NodeId. Contact the Global Support Center if a DBS restart does not correct the problem.

10864

Message

ChnGet: Ran out of channel, exceeded MaxRetry %d

Explanation

An attempt to allocate a new channel object has repeatedly failed during ChnGet() for the maximum allowed attempts. This event can be caused by a failure in acquiring the resources needed for the object.

Generated By

BNS Channel subsystem.

For Whom

System Support Representative.

Notes

This message is only written to the log file and DBS event log. It does not appear on the console.

Remedy

This event implies no kernel memory resources are available. Contact the Global Support Center if a DBS restart does not correct the problem.

10865

Message

channel %d exceeded CHNMAXID %d

Explanation

Either the ChnGet() or ChnPut() service detected the given chnid was greater than the maximum allowed. This event is caused by the calling task passing an invalid id. The operation is aborted.

Generated By

BNS Channel subsystem.

For Whom

System Support Representative.

Notes

This message is only written to the log file and DBS event log. It does not appear on the console.

Remedy

This is an informational event only, no action required.

10866

Message

GetPmaId Error MyPma.Num %d channel = %d

Explanation

A sender of the ChnRead() service detected the given NodeId provided by the receiver is not in the TPA configuration table.

Generated By

BNS Channel subsystem.

For Whom

System Support Representative.

Notes

This message is only written to the log file and DBS event log. It does not appear on the console.

Remedy

This event should never occur. If it does, it is most likely caused by a hardware glitch that corrupted the NodeId. Contact the Global Support Center if a DBS restart does not correct the problem.

10900

Message

No more dynamic groups available.

Explanation

All available dynamic groups have been allocated. This typically indicates that DBS software is getting dynamic groups and never releasing them.

Generated By

PDE network group services.

For Whom

System Support Representative.

Notes

This event normally causes an automatic DBS restart. The associated stack trace will help the Global Support Center determine the exact cause of the failure.

Remedy

Contact the Global Support Center.

10901

Message

Group does not exist.

Explanation

An attempt was made to use a group that has not been allocated, or that has already been freed. This typically indicates a problem in DBS software, possibly a timing problem where a task that got the group frees it before an associated task is done using it.

Generated By

PDE network group services.

For Whom

System Support Representative.

Notes

This event normally causes an automatic DBS restart. The associated stack trace will help the Global Support Center determine the exact cause of the failure.

Remedy

Contact the Global Support Center.

10902

Message

Group is not valid.

Explanation

An PDE network group service was requested for a groupid that is not a valid group identifier. This indicates a problem with the program that issued the call. It is also returned by other PDE network services when GRPALL (the group that includes all virtual processors) is specified for a service that is not allowed for that group.

Generated By

PDE network group services.

For Whom

System Support Representative.

Notes

This event normally causes an automatic DBS restart. The associated stack trace will help the Global Support Center determine the exact cause of the failure.

Remedy

Contact the Global Support Center.

10903

Message

Virtual processor is already a member of the group.

Explanation

The virtual processor issuing a grpenter() or grpswitch() service is already a member of the group it is being requested to enter. This generally indicates a problem with the program that issued the call.

Generated By

PDE network group services.

For Whom

System Support Representative.

Notes

This event normally causes an automatic DBS restart. The associated stack trace will help the Global Support Center determine the exact cause of the failure.

Remedy

Contact the Global Support Center.

10904

Message

Virtual processor is not a member of the group.

Explanation

The virtual processor issuing a grpleave() or grpswitch() service is not a member of the group it is being requested to leave. This generally indicates a problem with the program that issued the call.

Generated By

PDE network group services.

For Whom

System Support Representative.

Notes

This event normally causes an automatic DBS restart. The associated stack trace will help the Global Support Center determine the exact cause of the failure.

Remedy

Contact the Global Support Center.

10905

Message

Group count is locked.

Explanation

An attempt was made to enter or leave a group after grpctl() was called to lock the group's count.

Generated By

PDE network group services.

For Whom

System Support Representative.

Notes

This event normally causes an automatic DBS restart. The associated stack trace will help the Global Support Center determine the exact cause of the failure.

Remedy

Contact the Global Support Center.

10906

Message

Group is not local.

Explanation

grpset() or grpreuse() was called for a non-local group.

Generated By

PDE network group services.

For Whom

System Support Representative.

Notes

This event normally causes an automatic DBS restart. The associated stack trace will help the Global Support Center determine the exact cause of the failure.

Remedy

Contact the Global Support Center.

10907

Message

Group is not empty.

Explanation

grpset() was called for a non-empty group.

Generated By

PDE network group services.

For Whom

System Support Representative.

Notes

This event normally causes an automatic DBS restart. The associated stack trace will help the Global Support Center determine the exact cause of the failure.

Remedy

Contact the Global Support Center.

10908

Message

grpset() was called.

Explanation

grpset() was called.

Generated By

PDE network group services.

For Whom

System Support Representative.

Notes

This event normally causes an automatic DBS restart. The associated stack trace will help the Global Support Center determine the exact cause of the failure.

Remedy

Contact the Global Support Center.

10957

Message

Failed ImplicitGrpEnter - Destination group was put.

Explanation

The group that was supposed to be entered no longer exists. This event may be due to a stale message left in the message queue, or a timing problem relating to group services.

Generated By

BNS Group subsystem.

For Whom

System Support Representative.

Notes

This message is only written to the log file and DBS event log. It does not appear on the console.

Remedy

Contact the Global Support Center if the frequency of the message is abnormally high.

11000

Message

Attributes do not match segment found in memory.

Explanation

The attribute of a descriptor passed to a file segment service does not match the one found in memory.

Generated By

DBS file segment management.

For Whom

System Support Representative.

Notes

This event normally causes an automatic DBS restart. The associated stack trace will help the Global Support Center determine the exact cause of the failure.

Remedy

Contact the Global Support Center.

11001

Message

Ident contains an inconsistent value.

Explanation

The segment identifier passed to a file segment service is invalid.

Generated By

DBS file segment services.

For Whom

System Support Representative.

Notes

This event normally causes an automatic DBS restart. The associated stack trace will help the Global Support Center determine the exact cause of the failure.

Remedy

Contact the Global Support Center.

11002

Message

Length is different than segment found in memory.

Explanation

The segment length passed to a file segment service does not match the one found in memory.

Generated By

DBS file segment management.

For Whom

System Support Representative.

Notes

This event normally causes an automatic DBS restart. The associated stack trace will help the Global Support Center determine the exact cause of the failure.

Remedy

Contact the Global Support Center.

11003

Message

Address pointer does not locate a valid segment.

Explanation

The segment address passed to a file segment service does not locate a valid segment.

Generated By

DBS file segment services.

For Whom

System Support Representative.

Notes

This event normally causes an automatic DBS restart. The associated stack trace will help the Global Support Center determine the exact cause of the failure.

Remedy

Contact the Global Support Center.

11004

Message

Class of segment is not what was expected.

Explanation

The segment class passed to a file segment service was not valid .

Generated By

DBS file segment services.

For Whom

System Support Representative.

Notes

This event normally causes an automatic DBS restart. The associated stack trace will help the Global Support Center determine the exact cause of the failure.

Remedy

Contact the Global Support Center.

11005

Message

FSG IO counter is not cleared during fsgreset.

Explanation

Hit timeout code.

Generated By

DBS file segment services.

For Whom

PDE developers.

Notes

None

Remedy

For information only, no response is needed,

11006

Message

Lock request would block.

Explanation

The requested try lock leads to wait, so fsg returns.

Generated By

DBS file segment management.

For Whom

System Support Representative.

Notes

This event does not cause an error.

Remedy

Contact the Global Support Center.

11007

Message

Attempt to upgrade lock as a result of special action.

Explanation

The requested read lock leads to deadlock. Upgrade lock not allowed at end action.

Generated By

DBS file segment services.

For Whom

System Support Representative.

Notes

This event normally causes an automatic DBS restart.

Remedy

Contact the Global Support Center.

11008

Message

Deadlock detected with some other process.

Explanation

Deadlock detected.

Generated By

DBS file segment management.

For Whom

System Support Representative.

Notes

This event normally causes an automatic DBS restart. The associated stack trace will help the Global Support Center determine the exact cause of the failure.

Remedy

Contact the Global Support Center.

11009

Message

Deadlock detected with self.

Explanation

Self deadlock detected.

Generated By

DBS file segment management.

For Whom

System Support Representative.

Notes

This event normally causes an automatic DBS restart. The associated stack trace will help the Global Support Center determine the exact cause of the failure.

Remedy

Contact the Global Support Center.

11010

Message

Attempt to change ident of segment to one already found in memory.

Explanation

Attempt to change a segment identifier to an already existant one.

Generated By

DBS file segment services.

For Whom

System Support Representative.

Notes

This event normally causes an automatic DBS restart. The associated stack trace will help the Global Support Center determine the exact cause of the failure.

Remedy

Contact the Global Support Center.

11011

Message

Access contains an invalid value.

Explanation

The access argument passed to a file segment service is not one of the supported values.

Generated By

DBS file segment services.

For Whom

System Support Representative.

Notes

This event normally causes an automatic DBS restart. The associated stack trace will help the Global Support Center determine the exact cause of the failure.

Remedy

Contact the Global Support Center.

11012

Message

Action contains an invalid value.

Explanation

The action argument passed to a file segment service is not one of the supported values.

Generated By

DBS file segment services.

For Whom

System Support Representative.

Notes

This event normally causes an automatic DBS restart. The associated stack trace will help the Global Support Center determine the exact cause of the failure.

Remedy

Contact the Global Support Center.

11013

Message

Age contains an invalid value.

Explanation

The age argument passed to a file segment service is not one of the supported values.

Generated By

DBS file segment services.

For Whom

System Support Representative.

Notes

This event normally causes an automatic DBS restart. The associated stack trace will help the Global Support Center determine the exact cause of the failure.

Remedy

Contact the Global Support Center.

11014

Message

Attributes contain an invalid value.

Explanation

The attribute argument passed to a file segment service contains an incorrect value.

Generated By

DBS file segment services.

For Whom

System Support Representative.

Notes

This event normally causes an automatic DBS restart. The associated stack trace will help the Global Support Center determine the exact cause of the failure.

Remedy

Contact the Global Support Center.

11015

Message

Class contains an invalid value.

Explanation

The class argument passed to a file segment service is not one of the supported values.

Generated By

DBS file segment services.

For Whom

System Support Representative.

Notes

This event normally causes an automatic DBS restart. The associated stack trace will help the Global Support Center determine the exact cause of the failure.

Remedy

Contact the Global Support Center.

11016

Message

Illegal combination of valid flavors.

Explanation

An illegal combination of flavors was passed to a file system service.

Generated By

DBS file segment services.

For Whom

System Support Representative.

Notes

This event normally causes an automatic DBS restart. The associated stack trace will help the Global Support Center determine the exact cause of the failure.

Remedy

Contact the Global Support Center.

11017

Message

Flavor contains an invalid value.

Explanation

The flavor argument passed to a file segment service is not one of the supported values.

Generated By

DBS file segment services.

For Whom

System Support Representative.

Notes

This event normally causes an automatic DBS restart. The associated stack trace will help the Global Support Center determine the exact cause of the failure.

Remedy

Contact the Global Support Center.

11018

Message

Length contains an invalid value.

Explanation

The length argument passed to a file segment service is out of range.

Generated By

DBS file segment services.

For Whom

System Support Representative.

Notes

This event normally causes an automatic DBS restart. The associated stack trace will help the Global Support Center determine the exact cause of the failure.

Remedy

Contact the Global Support Center.

11019

Message

Lock contains an illegal value.

Explanation

The lock argument passed to a file segment service is not one of the supported values.

Generated By

DBS file segment services.

For Whom

System Support Representative.

Notes

This event normally causes an automatic DBS restart. The associated stack trace will help the Global Support Center determine the exact cause of the failure.

Remedy

Contact the Global Support Center.

11020

Message

Name contains an invalid field.

Explanation

Illegal name passed to a file system service.

Generated By

DBS file segment services.

For Whom

System Support Representative.

Notes

This event normally causes an automatic DBS restart. The associated stack trace will help the Global Support Center determine the exact cause of the failure.

Remedy

Contact the Global Support Center.

11021

Message

Resusage argument contains an invalid value.

Explanation

The resusage argument passed to a file segment service is not one of the supported values.

Generated By

DBS file segment services.

For Whom

System Support Representative.

Notes

This event normally causes an automatic DBS restart. The associated stack trace will help the Global Support Center determine the exact cause of the failure.

Remedy

Contact the Global Support Center.

11022

Message

Attempt made at new access or both copies of a DUAL segment,

Explanation

Attempt made at new access or both copies of a DUAL segment with a segment found in memory.

Generated By

DBS file segment management.

For Whom

System Support Representative.

Notes

This event normally causes an automatic DBS restart. The associated stack trace will help the Global Support Center determine the exact cause of the failure.

Remedy

Contact the Global Support Center.

11023

Message

FSG Cache flush is already in progress.

Explanation

This is an informative code, not an error. fsuflusher utility does not allow multiple flush requests to flush the FSG Cache, hence the newer instance gets this error code.

Generated By

DBS file segment services.

For Whom

PDE developers.

Notes

None

Remedy

Wait for current instance to complete and then re-invoke the tool.

11024

Message

Active required segment not found in memory.

Explanation

The call to the file system service indicates requires an active segment which is not found in memory.

Generated By

DBS file segment management.

For Whom

System Support Representative.

Notes

This event normally causes an automatic DBS restart. The associated stack trace will help the Global Support Center determine the exact cause of the failure.

Remedy

Contact the Global Support Center.

11025

Message

Not enough virtual space for segment.

Explanation

Not enough virtual space for segment.

Generated By

DBS file segment management.

For Whom

System Support Representative.

Notes

This event normally causes an automatic DBS restart. The associated stack trace will help the Global Support Center determine the exact cause of the failure.

Remedy

Contact the Global Support Center.

11026

Message

Read error detected during read of segment.

Explanation

Read error detected during read of segment.

Generated By

DBS file segment management.

For Whom

System Support Representative.

Notes

This event normally causes an automatic DBS restart. The associated stack trace will help the Global Support Center determine the exact cause of the failure.

Remedy

Contact the Global Support Center.

11027

Message

The filesystem issued a fsginfoseg call, and there are no fsg segments in memory.

Explanation

This is an informative code, not an error - the filesystem issued a fsginfoseg call, and there are no fsg segments in memory.

Generated By

DBS file segment management.

For Whom

File System.

Notes

None

Remedy

nothing.

11028

Message

Write error during synchronous write.

Explanation

Write error during synchronous write.

Generated By

DBS file segment management.

For Whom

System Support Representative.

Notes

This event normally causes an automatic DBS restart.

Remedy

Contact the Global Support Center.

11029

Message

Read error (invalid extent) detected during read of segment.

Explanation

Read error detected during read of segment.

Generated By

DBS file segment management.

For Whom

System Support Representative.

Notes

This event normally causes an automatic DBS restart. The associated stack trace will help the Global Support Center determine the exact cause of the failure.

Remedy

Contact the Global Support Center.

11030

Message

Conditional write lock request did not result in a write lock.

Explanation

Conditional write lock request did not result in a write lock.

Generated By

DBS file segment management.

For Whom

System Support Representative.

Notes

This event normally causes an automatic DBS restart. The associated stack trace will help the Global Support Center determine the exact cause of the failure.

Remedy

Contact the Global Support Center.

11032

Message

This is not an AMP type vproc or it is not in the proper state.

Explanation

This is not an AMP type vproc or it is not in the proper state.

Generated By

DBS file segment services.

For Whom

System Support Representative.

Notes

This event normally causes an automatic DBS restart. The associated stack trace will help the Global Support Center determine the exact cause of the failure.

Remedy

Contact the Global Support Center.

11035

Message

Flavor FSGACQDUALBOTH and at least one copy in memory

Explanation

Can not do an ACQBOTH

Generated By

DBS file segment services.

For Whom

System Support Representative.

Notes

None

Remedy

N/A

11036

Message

A requested I/O operation failed to complete successfully.

Explanation

An error has been reported to the PDE FSG subsystem by the I/O subsystem. The I/O operation could not complete, even after Teradata Virtual Storage retried the I/O five times. This causes the DBS to restart.

Generated By

PDE restart.

For Whom

PDE fsg file segment management.

Notes

None

Remedy

Contact the Global Support Center

11037

Message

Bad wlsn passed to fsg.

Explanation

The wlsn passed to fsg conflicts with wlsn in memory Either a smaller modwlsn was passed on a release, or a write was issued on a segment with wlsn bigger than lastwrittenlog.

Generated By

DBS file segment management.

For Whom

System Support Representative.

Notes

The associated stack trace will help the Global Support Center determine the exact cause of the failure.

Remedy

Contact the Global Support Center.

11038

Message

I/O data corruption during asynchronous write.

Explanation

I/O data corruption during asynchronous write. It is to report the mismatch between the 8th and 9th bytes of the datablock and the last two bytes of the datablock which contains version number. It is also used to report the mismatch between the block length in the datablock and the length in sdb.

Generated By

DBS file segment management.

For Whom

System Support Representative.

Notes

This event normally causes an automatic DBS restart.

Remedy

Contact the Global Support Center.

11039

Message

A task exited with a write access to a non-ageless segment

Explanation

A task exited and it owned a write access to a non-ageless filesys segment. This causes the DBS to restart.

Generated By

PDE restart.

For Whom

PDE fsg file segment management.

Notes

None

Remedy

Contact the Global Support Center

11041

Message

Write error during synchronous write.

Explanation

Write error during synchronous write.

Generated By

DBS file segment management.

For Whom

System Support Representative.

Notes

This event normally is caused by a tpareset caused by another write error, it makes the task wait to be killed by tpareset.

Remedy

Contact the Global Support Center.

11042

Message

FSG ContigWrite uniqueID not found.

Explanation

This is an informative code, not an error. FSYS knows how to handle this.

Generated By

PDE fsg file segment management.

For Whom

PDE developers.

Notes

None

Remedy

FSYS knows how to handle this.

11043

Message

State of the requested segment is still modified.

Explanation

State of the requested segment is still modified or data blocks still exist in cwrpoolsdb_chain.

Generated By

DBS file segment services.

For Whom

System Support Representative.

Notes

This event normally causes an automatic DBS restart. The associated stack trace will help the Global Support Center to determine the root cause of the failure.

Remedy

Contact the Global Support Center.

11045

Message

Depot initialization requires at least one small depot slot

Explanation

Adjust the arguments in srb to get at least one small depot slot to proceed further and initialize the depot slots.

Generated By

PDE file segment services.

For Whom

FSYS & PDE developers.

Notes

None

Remedy

Requestor has to pass at least one small depot slot through srb.

11046

Message

System is not ready to issue a FSG service call.

Explanation

A program attempted to use a FSG system service during start-up before the necessary initialization to perform the service was complete. This typically occurs when the operator tries to run a utility program too soon after a node is booted, or after a DBS restart.

Generated By

PDE file segment services.

For Whom

TVS & PDE developers.

Notes

None

Remedy

For information only, no response is needed,

11071

Message

Unable to allocate HUGE_PAGES for FSG Cache. FSG initialization will continue using 4 KiB pages.

Explanation

This message is issued when the HugePages feature is enabled but PDE startup couldn't allocate 2MiB pages for FSG Cache. This is an informative code, FSG Cache automatically changes over to 4KiB page mode and PDE initialization continues.

Generated By

PDE file segment services.

For Whom

System Support Representative.

Notes

None

Remedy

For information use only, no immediate action is required since PDE should come up using 4K pages for FSG cache. Check the console log and tpatrace for "HUGE_PAGES" messages that indicates the reason for the event. If this was caused by Linux page pool fragmentation, an operating system shutdown and reboot may clear up the issue and allow the use of HugePages for FSG cache.

11072

Message

FSG detects lost I/O's.

Explanation

FSG detects lost I/O's.

Generated By

PDE file segment services.

For Whom

System Support Representative.

Notes

None

Remedy

Contact the Global Support Center.

11073

Message

BLKCODE mismatch detected between FSG and the file system.

Explanation

This is an informative code, not an error.

Generated By

PDE file segment services.

For Whom

PDE developers.

Notes

None

Remedy

For information use only, no action is required. To prevent this error from occurring, turn off flag "Fsg Param[44]" in the Control GDO with ctl utility.

11074

Message

Exceeded the maximum number of attempts to return VH list.

Explanation

This is an informative code, not an error. Attempted more than 15 times to return VH list; exiting to avoid possible hang.

Generated By

PDE file segment services.

For Whom

PDE developers.

Notes

None

Remedy

For information only, no response is needed.

11075

Message

There are no VH cylinders in TBIMP cache.

Explanation

This is an informative code, not an error. The number of cylinders in TBIMP's VH list is 0, hence nothing to return.

Generated By

PDE file segment services.

For Whom

PDE developers.

Notes

None

Remedy

For information only, no response is needed.

11076

Message

FSG detects a lost write I/O.

Explanation

FSG detects a lost write I/O. A panic dump will be saved if PDE is shut down. The dump will be used for further debugging and to determine the cause of losing the I/O. The VPROC that loses the I/O will be marked FATAL will be prevented to go to a non-FATAL state if we do not shut down PDE to take a panic dump. The event causes the DBS to restart. If multiple lost

writes cause a long delay in tpareset, the node will become a late joiner and will go down, when the node goes down, a panic dump will be saved.

Generated By

PDE file segment services.

For Whom

System Support Representative.

Notes

None

Remedy

Contact the Global Support Center.

11077

Message

FSG detects a lost read I/O.

Explanation

FSG detects a lost read I/O. A panic dump will be saved if PDE is shut down. The dump will be used for further debugging and to determine the cause of losing the I/O.

Generated By

PDE file segment services.

For Whom

System Support Representative.

Notes

None

Remedy

Contact the Global Support Center.

11078

Message

Received Teradata Virtual Storage error.

Explanation

An invalid cylinder ID error has been reported to the PDE fsg subsystem by the TVSA extent driver. This error actually can be normal in some situations; as such the file system should be able to recover from this error. If it cannot, it will initiate a tpareset due to FSG returning the error ERRFSGINVALIDEXTENT.

Generated By

PDE fsg file segment management.

For Whom

System Support Representative.

Notes

None

Remedy

Contact the Global Support Center.

11079

Message

Received Teradata Virtual Storage error.

Explanation

An error has been reported to the PDE fsg subsystem by the TVSA extent driver. Refer to the previous log entries for any possible additional information about this error. If an error occurs for a read operation, an error is returned to the caller, which may ultimately cause the DBS to also report an error and issue a tpareset. If an error occurs for a write operation, a tpareset will occur, the vproc will be marked down.

Generated By

PDE fsg file segment management.

For Whom

System Support Representative.

Notes

None

Remedy

Contact the Global Support Center.

11080

Message

A read to disk was returned to Teradata with good status, but the read actually did not occur.

Explanation

The storage subsystem has returned a read with good status to Teradata, but the read actually did not occur. This means there is a bug in the underlying storage subsystem. In order to prevent data corruption, the read will be retried one more time. If the read is still unsuccessful after the retry due to a false read, the node is crashed on purpose for further analysis by the storage subsystem support team.

Generated By

DBS file segment management.

For Whom

System Support Representative.

Notes

None

Remedy

Contact the Global Support Center.

11081

Message

No room for segment to grow inside the allocated space.

Explanation

The length argument passed to a file segment service is out of range.

Generated By

DBS file segment services.

For Whom

System Support Representative.

Notes

This event normally causes an automatic DBS restart. The associated stack trace will help the Global Support Center determine the exact cause of the failure.

Remedy

Contact the Global Support Center.

11082

Message

Cannot clear IO errors for this vproc.

Explanation

This could happen when trying to clear IO errors on a 'FATAL**' AMP. To recover from this problem, fix the hardware errors on the associated pdisks and restart the DBS. The PDE startup when it opens the associated pdisks clears the IO errors automatically.

Generated By

DBS file segment management.

For Whom

System Support Representative.

Notes

This event normally causes an automatic DBS restart. The associated stack trace will help the Global Support Center determine the exact cause of the failure.

Remedy

Contact the Global Support Center.

11084

Message

Not enough physical memory for FSG subsystem.

Explanation

There is not enough physical memory available on the node for the FSG subsystem, given the number of AMPs and total vprocs to be started on the node in a minimum clique configuration. This message is always preceded by a 11085 event which gives the details on the calculations that determined the amount of physical memory available to FSG on this node, given the current minimum clique size.

Generated By

TPA Initialization.

For Whom

System Support Representative.

Notes

This event normally causes an automatic DBS restart. After three failures, PDE stops retrying and remains down.

Remedy

If PDE is attempting to reserve more physical memory for FSG than is actually needed to run the database, reduce the amount of physical memory it tries to use by adjusting the value of one or more of the variables used to calculate this value, as described under the 11085 event.

11085**Message**

FSG physical memory calculations: $\text{AvailablePages}(\%lu) = ((\text{TotalPages}(\%lu) - (\text{PagesPerVproc}(\%lu) \times \text{NumberOfVprocs}(\%d)) \times \text{CachePercent}(\%d\%)) - \text{TvsPages}(\%lu))$
 $\text{MinSlotsPerAmp}(\%d) > \text{SlotsPerAmp}(\%lu) = \text{AvailablePages}(\%lu) / \text{NumberOfAmps}(\%d) / 256$ 4K Pages per 1 MiB Slot

Explanation

This message is issued when the FSG subsystem finds that there is not enough physical memory available on the node to run the database. This message shows the values used in that calculation. It is followed by a 11084 message, which forces a TPA restart attempt. The following values are used in this calculation: **TotalPages**: The number of pages of physical memory that the operating system has marked as available at the time PDE is first started. This value is obtained once when PDE is started, and remains unchanged until PDE is stopped. **PagesPerVproc**: The number of pages PDE reserves for the operating system to run a vproc. The FSG subsystem leaves this many pages per vproc alone and reserves the rest for its use, so increasing this value reduces the amount of physical memory that FSG will use. This applies to all types of vprocs, and there is no separate allowance for non-Teradata programs; any adjustments for those purposes needs to be factored in to the overall value. This value can be changed by setting the `fsgpagespervproc` variable in the `startup.txt` file. **NumberOfVprocs**: The total number of vprocs that could be assigned to this node when other node(s) in the clique are down. This is calculated by dividing the number of vprocs in the clique (defined in the `VConfig` GDO) by the minimum nodes per clique (defined in the `Control` GDO). **CachePercentage**: The percentage of the theoretically available physical memory that FSG will actually reserve for itself. The value computed by combining the above values is multiplied by this percentage to reduce the amount of memory FSG uses. Values of less than 100% leave more physical memory available for other purposes. This is kept in the `Control` GDO, and can be changed using the `ctl` utility. **AvailablePages**: The number of physical pages that the FSG subsystem will reserve for its own use. This memory is unavailable for any other

purpose for as long as PDE is running. This is calculated from the above values, except that a minimum of 1K pages (4MB) will be used. **TvsPages**: The number of additional pages PDE reserves for TVS vprocs. **NumberOfAmps**: The total number of AMP vprocs that could be assigned to this node when other node(s) in the clique are down. This is calculated by dividing the number of AMP vprocs in the clique (defined in the VConfig GDO) by the minimum nodes per clique (defined in the Control GDO). **SlotsPerAmp**: The number of 1 MiB slots available per AMP, calculated by dividing the number of amps by the total available pages. **MinSlotsPerAmp**: The minimum number of 1 MiB slots per AMP that is needed in order for the PDE startup logic to accept the proposed configuration. This value is empirically determined based on the needs of a fully loaded, production size database. In some environments, a smaller number of slots can be successfully used. This value can be changed by setting the `fsgminampslots` variable in the `startup.txt` file. However, attempting to run a full load on a system with less than the default number of slots may result in database hangs, which can only be corrected by increasing the amount of FSG memory. **Note**: These calculations allow **AvailablePages** to be reduced by increasing **PagesPerVproc**, reducing **CachePercentage**, or both. **CachePercentage** is generally altered because it is easier to change, but it makes no difference how the desired **AvailablePages** value is achieved.

Generated By

DBS file segment management.

For Whom

System Support Representative.

Notes

None

Remedy

This message is for informational purposes only, to assist in resolving problems that result in 11084 errors, as described under the remedy for that event.

11086**Message**

The FSG subsystem can not be initialized for the program. %s failed with OS error %d.

Explanation

An error occurred attempting to set up the FSG segment mapping for the program.

Generated By

DBS file segment management.

For Whom

System Support Representative.

Notes

None

Remedy

Contact the Global Support Center.

11091

Message

Cannot open pdisk: %s

Explanation

The pdisk node and major/minor device number have been verified but the device open failed.

Generated By

DBS file segment management.

For Whom

System Support Representative.

Notes

None

Remedy

Contact the Global Support Center.

11093

Message

The FSG system can not be initialized for the vproc. %s failed with OS error %d.

Explanation

An error occurred attempting to set up the FSG segment mapping for the vproc. This probably indicates a PDE configuration error.

Generated By

DBS file segment management.

For Whom

System Support Representative.

Notes

None

Remedy

Contact the Global Support Center.

11094

Message

Received OS I/O error.

Explanation

An error has been reported to the PDE fsg subsystem by the I/O subsystem. The I/O operation has already been retried 5 times by the Teradata Virtual Storage extent driver. Refer to the previous log entries for descriptions of the I/O error(s) which caused this error. If an I/O error occurs for a read operation, an error is returned to the caller, which may ultimately cause the DBS to also report an error and issue a tpareset. If an I/O error occurs for a write operation, a tpareset will occur, the vproc will be marked down.

Generated By

PDE fsg file segment management.

For Whom

System Support Representative.

Notes

None

Remedy

Contact the Global Support Center.

11095

Message

Unrecoverable error in DBS file segment management.

Explanation

This event is logged for various conditions that should be logically impossible that are detected by the DBS file segment management subsystem. This indicates a PDE kernel driver bug.

Generated By

DBS file segment management.

For Whom

System Support Representative.

Notes

This error forces the node to reboot.

Remedy

Contact the Global Support Center.

11096

Message

Unrecoverable error with SEG structure.

Explanation

This event is logged for various conditions that should be logically impossible pertaining to kernel SEG structure management. This indicates a PDE kernel driver bug.

Generated By

DBS file segment management.

For Whom

System Support Representative.

Notes

This error forces the node to reboot.

Remedy

Contact the Global Support Center.

11097

Message

Unrecoverable error with SUB structure.

Explanation

This event is logged for various conditions that should be logically impossible pertaining to kernel SUB structure management. This indicates a PDE kernel driver bug.

Generated By

DBS file segment management.

For Whom

System Support Representative.

Notes

This error forces the node to reboot.

Remedy

Contact the Global Support Center.

11098

Message

Unrecoverable error with SDB structure.

Explanation

This event is logged for various conditions that should be logically impossible pertaining to kernel SDB structure management. This indicates a PDE kernel driver bug.

Generated By

DBS file segment management.

For Whom

System Support Representative.

Notes

This error forces the node to reboot.

Remedy

Contact the Global Support Center.

11099

Message

Unrecoverable error with SRB structure.

Explanation

This event is logged for various conditions that should be logically impossible pertaining to kernel SRB structure management. This indicates a PDE kernel driver bug.

Generated By

DBS file segment management.

For Whom

System Support Representative.

Notes

This error forces the node to reboot.

Remedy

Contact the Global Support Center.

11100

Message

Illegal flow control selector.

Explanation

The flow control table selector was not FCIN or FCOUT. This is a PDE kernel bug.

Generated By

PDE interconnect services.

For Whom

System Support Representative.

Notes

This event normally causes an automatic DBS restart. The associated stack trace will help the Global Support Center determine the exact cause of the failure.

Remedy

Contact the Global Support Center.

11101

Message

Illegal flow control index.

Explanation

The given index exceeds the depth of the selected flow control table. This is a PDE kernel bug.

Generated By

PDE interconnect services.

For Whom

System Support Representative.

Notes

This event normally causes an automatic DBS restart. The associated stack trace will help the Global Support Center determine the exact cause of the failure.

Remedy

Contact the Global Support Center.

11102

Message

Invalid flow control ID values.

Explanation

An attempt was made to reset the flow control table with a max value less than the minimum value. This is a PDE kernel bug.

Generated By

PDE interconnect services.

For Whom

System Support Representative.

Notes

This event normally causes an automatic DBS restart. The associated stack trace will help the Global Support Center determine the exact cause of the failure.

Remedy

Contact the Global Support Center.

11104

Message

Illegal virtual processor number.

Explanation

The requested vproc is currently not part of the TPA or does not exist.

Generated By

PDE interconnect services.

For Whom

System Support Representative.

Notes

This event normally causes an automatic DBS restart. The associated stack trace will help the Global Support Center determine the exact cause of the failure.

Remedy

Contact the Global Support Center.

11105

Message

No such processor.

Explanation

The requested PMA is currently not part of the TPA or does not exist.

Generated By

PDE interconnect services.

For Whom

System Support Representative.

Notes

This event normally causes an automatic DBS restart. The associated stack trace will help the Global Support Center determine the exact cause of the failure.

Remedy

Contact the Global Support Center.

11107

Message

Invalid network subop code.

Explanation

An unsupported RCB subop was detected for the given op command. This is a PDE kernel bug.

Generated By

PDE interconnect services.

For Whom

System Support Representative.

Notes

This event normally causes an automatic DBS restart. The associated stack trace will help the Global Support Center determine the exact cause of the failure.

Remedy

Contact the Global Support Center.

11108

Message

Illegal relative virtual processor.

Explanation

This event is reserved for future use.

Generated By

PDE interconnect services.

For Whom

System Support Representative.

Notes

This event normally causes an automatic DBS restart. The associated stack trace will help the Global Support Center determine the exact cause of the failure.

Remedy

Contact the Global Support Center.

11109

Message

Unable to flow control due to STREAMS thread.

Explanation

This event is not an error, it is a normal occurrence. The message subsystem informed the stream to requeue and try later.

Generated By

PDE message subsystem.

For Whom

System Support Representative.

Notes

This message is only written to the log file and DBS event log. It does not appear on the console. The associated stack trace will help the Global Support Center determine the exact cause of the failure.

Remedy

Contact the Global Support Center if the frequency of the message is abnormally high.

11110

Message

Configuration requested is unavailable.

Explanation

The requested configuration is not available on this node. This implies the startup sequence on the TPA layer of PDE is out of sync. We should rarely see this happens.

Generated By

PDE interconnect services.

For Whom

System Support Representative.

Notes

This message is only written to the log file and DBS event log. It does not appear on the console.

Remedy

Contact the Global Support Center if the frequency of the message is abnormally high.

11121

Message

Flow control count beyond limit.

Explanation

The flow control count for the given index has incremented beyond the maximum allowed. This is a bug in the flow control logic.

Generated By

PDE interconnect services.

For Whom

System Support Representative.

Notes

This event forces the node to reboot.

Remedy

Contact the Global Support Center.

11122

Message

Invalid Global Sequence Number.

Explanation

An invalid Global Sequence Number was passed to tdnrwait().

Generated By

PDE interconnect services.

For Whom

System Support Representative.

Notes

This event normally causes an automatic DBS restart. The associated stack trace will help the Global Support Center determine the exact cause of the failure.

Remedy

Contact the Global Support Center.

11207

Message

Teradata I/O Scheduler (tdsched) is not installed or the correct version is not running.

Explanation

Priority Scheduler requires a specific version of tdsched for optimum I/O scheduling. If tdsched is not installed or the correct version is not running, then the I/O scheduling functionality will be either degraded and/or be limited.

Generated By

PDE system services.

For Whom

System Support Representative.

Notes

None

Remedy

Contact the Global Support Center.

11208

Message

WD id is not valid.

Explanation

A PDE sch priority service has been given an invalid Workload Definition Identifier value.

Generated By

PDE scheduler services.

For Whom

System Support Representative.

Notes

This event normally causes an automatic DBS restart. The associated stack trace will help the Global Support Center determine the exact cause of the failure.

Remedy

Contact the Global Support Center.

11209

Message

Session info is not valid.

Explanation

A PDE sch priority service has been given session info with an invalid host or session number.

Generated By

PDE scheduler services.

For Whom

System Support Representative.

Notes

This event normally causes an automatic DBS restart. The associated stack trace will help the Global Support Center determine the exact cause of the failure.

Remedy

Contact the Global Support Center.

11210

Message

Request already in WD move operation.

Explanation

A PDE sch priority service is unable to move a request to a different WD because a move request is already being processed.

Generated By

PDE scheduler services.

For Whom

PDE and DBS developers.

Notes

This event may be reported under routine circumstances when a request is the target of multiple move orders. These orders may originate from the user, msg subsystem, or sch tactical exception handling.

Remedy

Resubmit move request.

11211

Message

Submit event failed.

Explanation

A PDE sch priority service is unable to submit an event for a request.

Generated By

PDE scheduler services.

For Whom

PDE and DBS developers.

Notes

This is likely due to a lack of available memory at the time of the event submission. The event could be related to a request move, share modification, VP or WD settings modification, or other reason.

Remedy

Resubmit move request.

11212

Message

Request for move order not found.

Explanation

A PDE sch priority service is unable to locate a request matching the passed session and request criteria.

Generated By

PDE scheduler services.

For Whom

PDE and DBS developers.

Notes

This event may be reported if the request was not found in the request hash.

Remedy

Verify specified session/request is still running and workid values. Resubmit move order.

11213

Message

Session for move order not found.

Explanation

A PDE sch priority service is unable to locate a session matching the passed session criteria.

Generated By

PDE scheduler services.

For Whom

PDE and DBS developers.

Notes

This event may be reported if the session was not found in the request hash.

Remedy

Verify session is still running and workid values. Resubmit move order.

11301

Message

Invalid address or value for argument %d.

Explanation

One of the passed in arguments is NULL or invalid.

Generated By

SCHAPI

For Whom

System Support Representative.

Notes

None

Remedy

Contact the Global Support Center.

11310

Message

VP id %d is invalid.

Explanation

The Virtual Partition's id is outside the valid range.

Generated By

SCHAPI

For Whom

System Support Representative.

Notes

None

Remedy

Contact the Global Support Center.

11311

Message

VP %d's name is of invalid length.

Explanation

The Virtual Partition's name is either too long or too short.

Generated By

SCHAPI

For Whom

System Support Representative.

Notes

None

Remedy

Contact the Global Support Center.

11312

Message

VP %d's name contains an invalid character.

Explanation

The Virtual Partition's name contains one or more invalid characters. Only alpha-numeric, dash (-), and underscore (_) characters are allowed in the name.

Generated By

SCHAPI

For Whom

System Support Representative.

Notes

None

Remedy

Contact the Global Support Center.

11313

Message

VP %d's share is invalid.

Explanation

The Virtual Partition's share is outside the valid range.

Generated By

SCHAPI

For Whom

System Support Representative.

Notes

None

Remedy

Contact the Global Support Center.

11314

Message

VP %d's type is invalid.

Explanation

The Virtual Partition's type is not recognized as a valid type.

Generated By

SCHAPI

For Whom

System Support Representative.

Notes

None

Remedy

Contact the Global Support Center.

11315

Message

VP %d is not defined.

Explanation

The Virtual Partition has not been defined.

Generated By

SCHAPI

For Whom

System Support Representative.

Notes

None

Remedy

Contact the Global Support Center.

11316

Message

WD id %d is invalid.

Explanation

The Workload Definition's id is outside the valid range.

Generated By

SCHAPI

For Whom

System Support Representative.

Notes

None

Remedy

Contact the Global Support Center.

11317

Message

WD %d's name is of invalid length.

Explanation

The Workload Definition's name is either too long or too short.

Generated By

SCHAPI

For Whom

System Support Representative.

Notes

None

Remedy

Contact the Global Support Center.

11318

Message

WD %d's name contains an invalid character.

Explanation

The Workload Definition's name contains one or more invalid characters. Only alpha-numeric, dash (-), and underscore (_) characters are allowed in the name.

Generated By

SCHAPI

For Whom

System Support Representative.

Notes

None

Remedy

Contact the Global Support Center.

11319

Message

WD %d's VP is invalid.

Explanation

The Workload Definition's Virtual Partition is outside the valid range.

Generated By

SCHAPI

For Whom

System Support Representative.

Notes

None

Remedy

Contact the Global Support Center.

11320

Message

WD %d's VP is undefined.

Explanation

The Workload Definition's Virtual Partition has not been defined.

Generated By

SCHAPI

For Whom

System Support Representative.

Notes

None

Remedy

Contact the Global Support Center.

11321

Message

WD %d is not defined.

Explanation

The Workload Definition has not been defined.

Generated By

SCHAPI

For Whom

System Support Representative.

Notes

None

Remedy

Contact the Global Support Center.

11323

Message

WD %d's AL is invalid.

Explanation

The Workload Definition's Access Level is invalid.

Generated By

SCHAPI

For Whom

System Support Representative.

Notes

None

Remedy

Contact the Global Support Center.

11324

Message

WD %d's share is invalid.

Explanation

The Workload Definition's share is outside the valid range.

Generated By

SCHAPI

For Whom

System Support Representative.

Notes

None

Remedy

Contact the Global Support Center.

11325

Message

WD %d's SLG Tier is invalid.

Explanation

The Workload Definition's SLG Tier is outside the valid range.

Generated By

SCHAPI

For Whom

System Support Representative.

Notes

None

Remedy

Contact the Global Support Center.

11326

Message

WD %d's cap is invalid.

Explanation

The Workload Definition's cap is outside the valid range.

Generated By

SCHAPI

For Whom

System Support Representative.

Notes

None

Remedy

Contact the Global Support Center.

11327

Message

WD %d attribute does not belong to this WD type.

Explanation

Attempted to modify an attribute that does not belong to the Workload Definition's current type.

Generated By

SCHAPI

For Whom

System Support Representative.

Notes

None

Remedy

Contact the Global Support Center.

11328

Message

WD %d is not tactical.

Explanation

The Workload Definition is not tactical.

Generated By

SCHAPI

For Whom

System Support Representative.

Notes

None

Remedy

Contact the Global Support Center.

11329

Message

WD %d's exception WD is not valid.

Explanation

The Workload Definition's exception WD is outside the valid range.

Generated By

SCHAPI

For Whom

System Support Representative.

Notes

None

Remedy

Contact the Global Support Center.

11330

Message

WD %d's exception WD is not defined.

Explanation

The Workload Definition's exception WD is not defined.

Generated By

SCHAPI

For Whom

System Support Representative.

Notes

None

Remedy

Contact the Global Support Center.

11331

Message

There is a circular reference amongst the Exception WDs.

Explanation

There is a circular reference amongst the Exception WDs.

Generated By

SCHAPI

For Whom

System Support Representative.

Notes

None

Remedy

Contact the Global Support Center.

11332

Message

WD %d's exception CPU is invalid.

Explanation

The Workload Definition's exception CPU value is outside the valid range.

Generated By

SCHAPI

For Whom

System Support Representative.

Notes

None

Remedy

Contact the Global Support Center.

11333

Message

WD %d's exception I/O is invalid.

Explanation

The Workload Definition's exception I/O value is outside the valid range.

Generated By

SCHAPI

For Whom

System Support Representative.

Notes

None

Remedy

Contact the Global Support Center.

11334

Message

WD %d's exception I/O units value is invalid.

Explanation

The Workload Definition's exception I/O units value is invalid.

Generated By

SCHAPI

For Whom

System Support Representative.

Notes

None

Remedy

Contact the Global Support Center.

11335

Message

WD %d's type is invalid.

Explanation

The Workload Definition's type is not recognized as a valid type.

Generated By

SCHAPI

For Whom

System Support Representative.

Notes

None

Remedy

Contact the Global Support Center.

11336

Message

AL id %d is invalid.

Explanation

The Access Level id is outside the valid range.

Generated By

SCHAPI

For Whom

System Support Representative.

Notes

None

Remedy

Contact the Global Support Center.

11337

Message

AL %d access rate is invalid.

Explanation

The Access Level access rate is outside the valid range.

Generated By

SCHAPI

For Whom

System Support Representative.

Notes

None

Remedy

Contact the Global Support Center.

11338

Message

Diagnostic id %d is invalid.

Explanation

The diagnostic id is outside the valid range.

Generated By

SCHAPI

For Whom

System Support Representative.

Notes

None

Remedy

Contact the Global Support Center.

11339

Message

Diagnostic %d's value is invalid.

Explanation

The diagnostic value is outside the valid range.

Generated By

SCHAPI

For Whom

System Support Representative.

Notes

None

Remedy

Contact the Global Support Center.

11340

Message

Active time value is invalid.

Explanation

The active time value is outside the valid range.

Generated By

SCHAPI

For Whom

System Support Representative.

Notes

None

Remedy

Contact the Global Support Center.

11341

Message

Attribute flag 0x%x is invalid.

Explanation

The attribute flag is invalid.

Generated By

SCHAPI

For Whom

System Support Representative.

Notes

None

Remedy

Contact the Global Support Center.

11342

Message

CPU starvation threshold is invalid.

Explanation

The CPU starvation threshold is outside the valid range.

Generated By

SCHAPI

For Whom

System Support Representative.

Notes

None

Remedy

Contact the Global Support Center.

11343

Message

I/O starvation threshold is invalid.

Explanation

The I/O starvation threshold is outside the valid range.

Generated By

SCHAPI

For Whom

System Support Representative.

Notes

None

Remedy

Contact the Global Support Center.

11344

Message

Decay type is invalid.

Explanation

The decay type is not recognized as a valid type.

Generated By

SCHAPI

For Whom

System Support Representative.

Notes

None

Remedy

Contact the Global Support Center.

11345

Message

Decay CPU value argument %d is invalid.

Explanation

A decay CPU value is outside the valid range.

Generated By

SCHAPI

For Whom

System Support Representative.

Notes

None

Remedy

Contact the Global Support Center.

11346

Message

Decay CPU values are not increasing.

Explanation

The decay CPU values must be increasing.

Generated By

SCHAPI

For Whom

System Support Representative.

Notes

None

Remedy

Contact the Global Support Center.

11347

Message

Decay I/O value argument %d is invalid.

Explanation

A decay I/O value is outside the valid range.

Generated By

SCHAPI

For Whom

System Support Representative.

Notes

None

Remedy

Contact the Global Support Center.

11348

Message

Decay I/O values are not increasing.

Explanation

The decay I/O values must be increasing.

Generated By

SCHAPI

For Whom

System Support Representative.

Notes

None

Remedy

Contact the Global Support Center.

11349

Message

Decay I/O units value is invalid.

Explanation

The decay I/O units value is invalid.

Generated By

SCHAPI

For Whom

System Support Representative.

Notes

None

Remedy

Contact the Global Support Center.

11350

Message

WM COD CPU value is invalid.

Explanation

The WM COD CPU value is invalid.

Generated By

SCHAPI

For Whom

System Support Representative.

Notes

None

Remedy

Contact the Global Support Center.

11352

Message

WM COD I/O value is invalid.

Explanation

The WM COD I/O value is invalid.

Generated By

SCHAPI

For Whom

System Support Representative.

Notes

None

Remedy

Contact the Global Support Center.

11354

Message

AWT reservation value is invalid.

Explanation

The AWT reservation value is outside the valid range.

Generated By

SCHAPI

For Whom

System Support Representative.

Notes

None

Remedy

Contact the Global Support Center.

11355

Message

AWT maximum value is invalid.

Explanation

The AWT maximum value is outside the valid range.

Generated By

SCHAPI

For Whom

System Support Representative.

Notes

None

Remedy

Contact the Global Support Center.

11356

Message

The sum of all VP shares exceeds 100.

Explanation

The sum of all VP shares exceeds 100.

Generated By

SCHAPI

For Whom

System Support Representative.

Notes

None

Remedy

Contact the Global Support Center.

11357

Message

VP %d's name is in use by another VP.

Explanation

One or more Virtual Partitions have duplicate names.

Generated By

SCHAPI

For Whom

System Support Representative.

Notes

None

Remedy

Contact the Global Support Center.

11358

Message

WD %d's name is in use by another WD.

Explanation

One or more Workload Definitions have duplicate names.

Generated By

SCHAPI

For Whom

System Support Representative.

Notes

None

Remedy

Contact the Global Support Center.

11359

Message

AL rates are not increasing.

Explanation

Access Level rates must increase in value between levels.

Generated By

SCHAPI

For Whom

System Support Representative.

Notes

None

Remedy

Contact the Global Support Center.

11360

Message

Unable to delete in-use WD %d.

Explanation

The Workload Definition is in-use by one or more sessions and cannot be deleted.

Generated By

SCHAPI

For Whom

System Support Representative.

Notes

None

Remedy

Contact the Global Support Center.

11361

Message

The Default WD id, %d, is invalid.

Explanation

The Default Workload Definition id is outside the valid range.

Generated By

SCHAPI

For Whom

System Support Representative.

Notes

None

Remedy

Contact the Global Support Center.

11362

Message

The Default WD %d is undefined.

Explanation

The Default Workload Definition has not been defined.

Generated By

SCHAPI

For Whom

System Support Representative.

Notes

None

Remedy

Contact the Global Support Center.

11363

Message

WM COD rate for %s changed from %u% to %u%.

Explanation

The WM Capacity-On-Demand (COD) rate for CPU or I/O has been changed.

Generated By

SCHAPI

For Whom

System Support Representative.

Notes

None

Remedy

This message is normally logged whenever SCHAPI changes the COD rates for a site. No action is needed if this change was done intentionally.

11364

Message

Expedited setting for WD %d is invalid.

Explanation

The Expedited setting is restricted to Workload Definition's SLG Tier 1.

Generated By

SCHAPI

For Whom

System Support Representative.

Notes

None

Remedy

Contact the Global Support Center.

11365

Message

%s

Explanation

Because the WM COD setting in the current TDWM ruleset is greater than the WM COD MAX setting as specified by the pme-config files, the WM COD setting was internally reduced to the WM COD MAX setting. The WM COD setting in the TDWM ruleset was not modified.

Generated By

SCHAPI

For Whom

System Support Representative.

Notes

None

Remedy

The WM COD setting in the current TDWM ruleset needs to be modified to be less than or equal to the WM COD MAX setting. This message will be displayed every attempted invalid WM COD change until this is resolved.

11401

Message

Cannot allocate a buffer in user virtual memory.

Explanation

An attempt by a TOS service to allocate a temporary buffer to read a GDO failed. This may mean that the program's virtual address space has been exhausted, or that there is some sort of corruption in its dynamically allocated memory heap.

Generated By

TOS compatibility PDE services.

For Whom

System Support Representative.

Notes

This event normally causes an automatic DBS restart. The associated stack trace will help the Global Support Center determine the exact cause of the failure.

Remedy

Contact the Global Support Center.

11403

Message

Cannot start the host interface controller.

Explanation

The toshostenable() service was unable to start the specified host interface controller. This message should be preceded by one from the host driver giving a more specific reason for the failure. TPA startup will continue, but the host channel that failed to start will be inoperative.

Generated By

TOS compatibility PDE services.

For Whom

System Support Representative.

Notes

None

Remedy

Contact the Global Support Center.

11404

Message

Virtual processor ID is incorrect.

Explanation

The virtual processor identifier passed to a TOS service is out of range or specifies a virtual processor that is not running. This is usually caused by a coding error in the program logging the event.

Generated By

TOS compatibility PDE services.

For Whom

System Support Representative.

Notes

This event normally causes an automatic DBS restart. The associated stack trace will help the Global Support Center determine the exact cause of the failure.

Remedy

Contact the Global Support Center.

11405

Message

New vproc state is incorrect.

Explanation

The new state specified for a virtual processor by `tossetvprocstate()` is not a defined vproc state. This typically indicates a coding error the program that logged the event.

Generated By

TOS compatibility PDE services.

For Whom

System Support Representative.

Notes

This event normally causes an automatic DBS restart. The associated stack trace will help the Global Support Center determine the exact cause of the failure.

Remedy

Contact the Global Support Center.

11413

Message

System state type is undefined.

Explanation

An undefined type argument was provided to `tosgetsysstate()` or `tossetsysstate()`. This typically indicates a coding error in the program that logged the event.

Generated By

TOS compatibility PDE services.

For Whom

System Support Representative.

Notes

This event normally causes an automatic DBS restart. The associated stack trace will help the Global Support Center determine the exact cause of the failure.

Remedy

Contact the Global Support Center.

11414

Message

System state value is undefined.

Explanation

The new state value provided to `tosetsysstate()` is not a legal value for the specified state type. This typically indicates a coding error in the program that logged the event.

Generated By

TOS compatibility PDE services.

For Whom

System Support Representative.

Notes

This event normally causes an automatic DBS restart. The associated stack trace will help the Global Support Center determine the exact cause of the failure.

Remedy

Contact the Global Support Center.

11415

Message

The counter number is out of range.

Explanation

The counter number passed to `tosinitcounter()` or `tosgetcounter()` is not between 0 and 15. This typically indicates a coding error in the program that logged the event.

Generated By

TOS compatibility PDE services.

For Whom

System Support Representative.

Notes

This event normally causes an automatic DBS restart. The associated stack trace will help the Global Support Center determine the exact cause of the failure.

Remedy

Contact the Global Support Center.

11416

Message

Counter value is too large.

Explanation

The counter that has been incremented by `tosgetcounter()` calls has overflowed the maximum value for a counter. This indicates an problem with the logic of the program that logged the event.

Generated By

TOS compatibility PDE services.

For Whom

System Support Representative.

Notes

This event normally causes an automatic DBS restart. The associated stack trace will help the Global Support Center determine the exact cause of the failure.

Remedy

If the automatic DBS restart does not clear up the problem, an operating system shutdown and reboot should do so. However, this is possibly caused by a bug in DBS or PDE software, which should be reported to the Global Support Center.

11418

Message

New TPA state is undefined.

Explanation

The `tosgetsysmsg()` services was given a system state value that is not defined in the `/tpasw/etc/tpastartup` file. This typically indicates a coding error in the program that logged the event.

Generated By

TOS compatibility PDE services.

For Whom

System Support Representative.

Notes

This event normally causes an automatic DBS restart. The associated stack trace will help the Global Support Center determine the exact cause of the failure.

Remedy

Contact the Global Support Center.

11419

Message

New TPA substate is undefined.

Explanation

The `tosgetsysmsg()` services was given a system substate value that is not defined in the `/tpasw/etc/tpastartup` file, or that is not legal in combination with the given system state. This typically indicates a coding error in the program that logged the event.

Generated By

TOS compatibility PDE services.

For Whom

System Support Representative.

Notes

This event normally causes an automatic DBS restart. The associated stack trace will help the Global Support Center determine the exact cause of the failure.

Remedy

Contact the Global Support Center.

11420

Message

The PDE is not ready for `tosgetcrashcount` call.

Explanation

The `tosgetcrashcount()` service has been called before PDE initialization has reached the stage where crash counts are available.

Generated By

TOS compatibility PDE services.

For Whom

System Support Representative.

Notes

The associated stack trace will help the Global Support Center determine the exact cause of the failure.

Remedy

Contact the Global Support Center.

11421

Message

The PE vproc for the channel with CUA 0x%x is on a different node than the channel.

Explanation

If a channel adapter is on a TPA node, it can only be connected to a PE vproc running on the same node.

Generated By

TOS compatibility PDE services.

For Whom

System Support Representative.

Notes

None

Remedy

This is an error in the system definition in VConfig, and should only be possible for hand-coded VConfig files. Channels are linked to PE vprocs by hostgroupid. Channels physically connected to Teradata nodes must use PEs that are restricted to the same nodes. Fix the vconfig.txt file to follow these rules, rerun the vconfig program to regenerate the GDO, and restart the system. Contact the Global Support Center if any of this is unclear.

11430

Message

Host group ID %d is not a lan or channel.

Explanation

The host group ID passed to the toshostenable() service does not match and of the lan or channel host IDs defined in the Vconfig GDO. This indicates an inconsistency between the DBS config GDO and the PDE VConfig GDO. The host connection for the PE that issues the message is not enabled.

Generated By

toshostenable service.

For Whom

System Support Representative.

Notes

None

Remedy

Figure out why the host IDs in the DBS Config and PDE VConfig GDOs do not match. Fix that problem and restart the database to enable the connection.

11431

Message

No PE for CUA 0x%x in HGID %d

Explanation

No PE is available to start the specified channel unit adapter (CUA). Either there is no online PE with the same host group ID (hgid) as is specified for the CUA in the vconfig GDO, or the node selected to start the CUA is already starting 64 other CUAs.

Generated By

toshostenable service.

For Whom

System Support Representative.

Notes

None

Remedy

This message is only a warning, and appears only on the control node. Teradata runs normally except that no connections are available through the specified channel. This is expected when the node hosting the channel is down or when its associated PE is offline. A TPA restart is required restore the channel after its node reboots or its PE is ready to come back online.

11432

Message

TCI open/close error: %s: %s

Explanation

The specified Teradata Channel Interface connection initialization or termination request failed.

Generated By

TCI initialization.

For Whom

System Support Representative.

Notes

The associated stack trace will help the Global Support Center determine the exact cause of the failure.

Remedy

Contact the Global Support Center.

11440

Message

Alert for VPROC %d, state is being set to %s.

Explanation

This is an alert log for the specified VPROC. Due to some abnormality, it's state is being set as described in the text. This log is intended solely to generate an alert on the AWS.

Generated By

TOS compatibility PDE services.

For Whom

System Support Representative.

Notes

Associated logs will help the Global Support Center determine the exact cause of the failure.

Remedy

Contact the Global Support Center.

11441

Message

Vproc storage is offline.

Explanation

An attempt to change a vproc from FATAL state was aborted because storage associated with the vproc is offline and inaccessible.

Generated By

TOS compatibility PDE services.

For Whom

System Support Representative.

Notes

This event normally causes an automatic DBS restart.

Remedy

Contact the Global Support Center.

11449

Message

Internal error in TOS services.

Explanation

This event is reserved for use in situations that should be logically impossible are detected by the TOS compatibility kernel services. This indicates an internal PDE error.

Generated By

TOS compatibility PDE services.

For Whom

System Support Representative.

Notes

This event normally causes an automatic DBS restart. The associated stack trace will help the Global Support Center determine the exact cause of the failure.

Remedy

Contact the Global Support Center.

11450

Message

Create/Open of GDO mapfile failed: .

Explanation

An error occurred attempting create the memory map file for Globally Distributed Objects.

Generated By

TOS compatibility PDE services.

For Whom

System Support Representative.

Notes

This error forces the node to reboot.

Remedy

Contact the Global Support Center.

11451

Message

Invalid GDO initialization arguments.

Explanation

One of the arguments passed to a PDE Globally Distributed Object initialization service is incorrect. This indicates a bug in a PDE kernel driver.

Generated By

TOS compatibility PDE services.

For Whom

System Support Representative.

Notes

This error forces the node to reboot.

Remedy

Contact the Global Support Center.

11452

Message

Mapping resident Gdo failed:

Explanation

TBD

Generated By

TOS compatibility PDE services.

For Whom

System Support Representative.

Notes

This error forces the node to reboot.

Remedy

Contact the Global Support Center.

11453

Message

Cannot load a GDO.

Explanation

TBD

Generated By

TOS compatibility PDE services.

For Whom

System Support Representative.

Notes

This event normally causes an automatic DBS restart. The associated stack trace will help the Global Support Center determine the exact cause of the failure.

Remedy

Contact the Global Support Center.

11454

Message

Cannot synchronize GDOs.

Explanation

TBD

Generated By

TOS compatibility PDE services.

For Whom

System Support Representative.

Notes

This event normally causes an automatic DBS restart. The associated stack trace will help the Global Support Center determine the exact cause of the failure.

Remedy

Contact the Global Support Center.

11455

Message

Cannot read a GDO.

Explanation

TBD

Generated By

TOS compatibility PDE services.

For Whom

System Support Representative.

Notes

This event normally causes an automatic DBS restart. The associated stack trace will help the Global Support Center determine the exact cause of the failure.

Remedy

Contact the Global Support Center.

11456

Message

Cannot write a GDO.

Explanation

TBD

Generated By

TOS compatibility PDE services.

For Whom

System Support Representative.

Notes

This event normally causes an automatic DBS restart. The associated stack trace will help the Global Support Center determine the exact cause of the failure.

Remedy

Contact the Global Support Center.

11457

Message

Cannot open a GDO.

Explanation

TBD

Generated By

TOS compatibility PDE services.

For Whom

System Support Representative.

Notes

This event normally causes an automatic DBS restart. The associated stack trace will help the Global Support Center determine the exact cause of the failure.

Remedy

Contact the Global Support Center.

11458

Message

GDO file %s is corrupted.

Explanation

The specified GDO file appears to be corrupted on all nodes. The checksum in the header and trailer blocks in the file is incorrect, or there some other error occurred while attempting to read the file. This error causes PDE initialization to abort.

Generated By

TOS compatibility PDE services.

For Whom

System Support Representative.

Notes

None

Remedy

Examine the file and attempt to determine the cause of the corruption. If possible, restore the file from the backup copy in /var/ns/bkup. Otherwise recreate the file using the appropriate utility, or remove it so that it will be recreated using default values. Then try starting PDE again.

11460

Message

GDO name is undefined.

Explanation

A program has attempted an operation on a Globally Distributed Object that does not exist. This typically indicates a coding error in the program that logged the event.

Generated By

TOS compatibility PDE services.

For Whom

System Support Representative.

Notes

This event normally causes an automatic DBS restart. The associated stack trace will help the Global Support Center determine the exact cause of the failure.

Remedy

Contact the Global Support Center.

11461

Message

The GDO is already locked.

Explanation

A tosgdolock() or tosgdolocktry() service has been issued against a Globally Distributed Object that has already been locked by the calling program. This typically indicates an error in the program that logged the event.

Generated By

TOS compatibility PDE services.

For Whom

System Support Representative.

Notes

This event normally causes an automatic DBS restart. The associated stack trace will help the Global Support Center determine the exact cause of the failure.

Remedy

Contact the Global Support Center.

11462

Message

The GDO is not locked.

Explanation

A `tosgdunlock()` service has been issued against a Globally Distributed Object that has not been locked via `tosgdolock()` or `tosgdolocktry()`. This typically indicates an error in the program that logged the event.

Generated By

TOS compatibility PDE services.

For Whom

System Support Representative.

Notes

This event normally causes an automatic DBS restart. The associated stack trace will help the Global Support Center determine the exact cause of the failure.

Remedy

Contact the Global Support Center.

11463

Message

The size of the GDO is greater than the given record size.

Explanation

An attempt was made to write a Globally Distributed Object that is smaller than the minimum size defined for that GDO. Minimum GDO sizes for TPA GDOs are specified by the /

tpasw/etc/tpastartup files; the minimum sizes of system GDOs are defined by structures in the <sys/ntos/tosgdotypes.h> include file. This typically indicates a coding error in the program that logged the event.

Generated By

TOS compatibility PDE services.

For Whom

System Support Representative.

Notes

This event normally causes an automatic DBS restart. The associated stack trace will help the Global Support Center determine the exact cause of the failure.

Remedy

Contact the Global Support Center.

11464

Message

The size exceeds the maximum for the GDO.

Explanation

An attempt was made to write a Globally Distributed Object that is larger than the maximum size defined for that GDO. Maximum GDO sizes for TPA GDOs are specified by the /tpasw/etc/tpastartup files; the maximum sizes of system GDOs are defined by structures in the <sys/ntos/tosgdotypes.h> include file. This typically indicates a coding error in the program that logged the event.

Generated By

TOS compatibility PDE services.

For Whom

System Support Representative.

Notes

This event normally causes an automatic DBS restart. The associated stack trace will help the Global Support Center determine the exact cause of the failure.

Remedy

Contact the Global Support Center.

11465

Message

The GDO is not a resident GDO.

Explanation

The `tosgdoget()` service has been called for a Globally Distributed Object that is not resident in memory. Nonresident GDOs must be accessed using the `tosgdoread()` service. This typically indicates a coding error in the program that logged the event.

Generated By

TOS compatibility PDE services.

For Whom

System Support Representative.

Notes

This event normally causes an automatic DBS restart. The associated stack trace will help the Global Support Center determine the exact cause of the failure.

Remedy

Contact the Global Support Center.

11466

Message

Unable to lock resident Gdo pages.

Explanation

This problem is a result of the user specifying a bad pointer or not having the proper write access to the specified

Generated By

TOS compatibility PDE services.

For Whom

System Support Representative.

Notes

This error forces the node to reboot.

Remedy

Contact the Global Support Center.

11467

Message

Cannot Delete a GDO.

Explanation

TBD

Generated By

TOS compatibility PDE services.

For Whom

System Support Representative.

Notes

This event normally causes an automatic DBS restart. The associated stack trace will help the Global Support Center determine the exact cause of the failure.

Remedy

Contact the Global Support Center.

11468

Message

Permanent Gdo greater than maximum size allowed.

Explanation

TBD

Generated By

TOS compatibility PDE services.

For Whom

System Support Representative.

Notes

This event normally causes an automatic DBS restart. The associated stack trace will help the Global Support Center determine the exact cause of the failure.

Remedy

Contact the Global Support Center.

11469

Message

%s error: %d on %s

Explanation

An error occurred on a file operation dealing with a permanent Gdo.

Generated By

TOS compatibility PDE services.

For Whom

System Support Representative.

Notes

This event is to help diagnose problems caused by file operation failures returned by the operating system. This error will result in the caller of the gdoservice being returned a generic error. The associated stack trace will help the Global Support Center determine the exact cause of the failure.

Remedy

Contact the Global Support Center.

11470

Message

Using tosgdo services before gdo initialization is complete

Explanation

The application attempted to use a tosgdo service before gdo initialization completed. Use of tosgdo services after gdo initialization completes will work without error.

Generated By

TOS compatibility PDE services.

For Whom

System Support Representative.

Notes

None

Remedy

Contact the Global Support Center.

11471

Message

Unable to map the system resident GDO in the kernel.

Explanation

The function used to map a GDO in the kernel is failed

Generated By

TOS compatibility PDE services.

For Whom

System Support Representative.

Notes

This error forces the node to reboot.

Remedy

Contact the Global Support Center.

11472

Message

Unable to read the resident GDO into the user buffer.

Explanation

The function used to read the GDO in the kernel failed. This problem is a result of the user specifying a bad pointer.

Generated By

TOS compatibility PDE services.

For Whom

System Support Representative.

Notes

This error forces the node to reboot.

Remedy

Contact the Global Support Center.

11473

Message

Unable to write the resident GDO into the user buffer.

Explanation

The function used to write the GDO in the kernel failed. This problem is a result of the user specifying a bad pointer.

Generated By

TOS compatibility PDE services.

For Whom

System Support Representative.

Notes

This error forces the node to reboot.

Remedy

Contact the Global Support Center.

11500

Message

The Merge-request has been aborted.

Explanation

The merge request has been aborted because we failed to create a merge daemon. This can happen if too many processes are already running.

Generated By

PDE Network Merge services.

For Whom

System Support Representative.

Notes

None

Remedy

Contact the Global Support Center if a DBS restart does not correct the problem.

11501

Message

Invalid Merge application block.

Explanation

The format of the application block is invalid or the associated segment does not exist.

Generated By

Merge subsystem.

For Whom

System Support Representative.

Notes

None

Remedy

Contact the Global Support Center.

11502

Message

Invalid Merge destination mailbox.

Explanation

The destination mailbox does not exist.

Generated By

Merge subsystem.

For Whom

System Support Representative.

Notes

None

Remedy

Contact the Global Support Center.

11503

Message

Invalid Merge-file identifier.

Explanation

The supplied identifier is unknown. The merge associated with it may have been aborted.

Generated By

PDE Network Merge services.

For Whom

System Support Representative.

Notes

None

Remedy

Contact the Global Support Center.

11504

Message

Invalid Merge-group identifier.

Explanation

The merge group does not exist. The "merge continue" operation has been aborted.

Generated By

PDE Network Merge services.

For Whom

System Support Representative.

Notes

None

Remedy

Contact the Global Support Center.

11505

Message

Invalid merge pass-done mailbox.

Explanation

The pass-done mailbox does not exist.

Generated By

Merge subsystem.

For Whom

System Support Representative.

Notes

None

Remedy

Contact the Global Support Center.

11506

Message

Invalid merge source mailbox.

Explanation

The source mailbox does not exist.

Generated By

Merge subsystem.

For Whom

System Support Representative.

Notes

None

Remedy

Contact the Global Support Center.

11507

Message

Merge has successfully been restarted.

Explanation

A merge operation has been restarted.

Generated By

Merge subsystem.

For Whom

System Support Representative.

Notes

None

Remedy

Contact the Global Support Center.

11508

Message

Merge processing cannot continue.

Explanation

The merge operation was aborted because there is already a merge going on with the same id.

Generated By

PDE Network Merge services.

For Whom

System Support Representative.

Notes

None

Remedy

Contact the Global Support Center.

11509

Message

Invalid merge row.

Explanation

An invalid row has been supplied to merge.

Generated By

PDE Network Merge services.

For Whom

System Support Representative.

Notes

This event normally causes an automatic DBS restart. The associated stack trace will help the Global Support Center determine the exact cause of the failure.

Remedy

Contact the Global Support Center.

11510

Message

Can't change keepresponse flag.

Explanation

A rewind or continue was rejected because it attempted to change the keepresponse flag.

Generated By

PDE Network Merge services.

For Whom

System Support Representative.

Notes

This event normally causes an automatic DBS restart. The associated stack trace will help the Global Support Center determine the exact cause of the failure.

Remedy

Contact the Global Support Center.

11511

Message

Can't reposition.

Explanation

A reposition was rejected because the keepresponse flag isn't set.

Generated By

PDE Network Merge services.

For Whom

System Support Representative.

Notes

This event normally causes an automatic DBS restart. The associated stack trace will help the Global Support Center determine the exact cause of the failure.

Remedy

Contact the Global Support Center.

11512

Message

Continue expected.

Explanation

The mrgcontinue flag wasn't set for an in-progress merge.

Generated By

PDE Network Merge services.

For Whom

System Support Representative.

Notes

This event normally causes an automatic DBS restart. The associated stack trace will help the Global Support Center determine the exact cause of the failure.

Remedy

Contact the Global Support Center.

11513

Message

BYNET merge has no rows.

Explanation

BYNET merge should only be invoked if at least one row will be returned. In this case BYNET merge has been invoked and there are no rows. This abnormal condition may be the result of a DBS bug.

Generated By

PDE Network Merge services.

For Whom

System Support Representative.

Notes

This event normally causes an automatic DBS restart. The associated stack trace will help the Global Support Center determine the exact cause of the failure.

Remedy

Contact the Global Support Center.

11514

Message

Invalid skip count.

Explanation

The supplied skip count is invalid.

Generated By

PDE Network Merge services.

For Whom

System Support Representative.

Notes

This event normally causes an automatic DBS restart. The associated stack trace will help the Global Support Center determine the exact cause of the failure.

Remedy

Contact the Global Support Center.

11515

Message

BYNET merge skip count overflow.

Explanation

The sum of the skip counts passed to BYNET merge by all participating AMPs exceeded the total skip count requested by the dispatcher. This abnormal condition may be the result of a DBS bug.

Generated By

PDE Bynet driver.

For Whom

System Support Representative.

Notes

This event normally causes an automatic DBS restart.

Remedy

Contact the Global Support Center.

11516

Message

Merge response buffer size is too small.

Explanation

The response buffer size specified by the dispatcher is too small to accommodate even a header or error response. This abnormal condition may be the result of a DBS bug.

Generated By

PDE Bynet driver.

For Whom

System Support Representative.

Notes

This event normally causes an automatic DBS restart.

Remedy

Contact the Global Support Center.

11517

Message

marginix() was called while a previous rowpack was still pending.

Explanation

The dispatcher called marginix() while a previous rowpack was still pending. This abnormal condition may be the result of a DBS bug.

Generated By

PDE Bynet driver.

For Whom

System Support Representative.

Notes

This event normally causes an automatic DBS restart.

Remedy

Contact the Global Support Center.

11550

Message

Merge request with unknown subop.

Explanation

An unsupported RCB subop was detected for the merge request. This is a PDE kernel bug.

Generated By

BNS Merge subsystem.

For Whom

System Support Representative.

Notes

This message is only written to the log file and DBS event log. It does not appear on the console.

Remedy

Contact the Global Support Center.

11551

Message

Merge coordinator heap overflow.

Explanation

When the BNS merge subsystem allocates the coordinator heap, it must encompass all the potential sort keys from the participants.

Generated By

BNS Merge subsystem.

For Whom

System Support Representative.

Notes

None

Remedy

Contact the Global Support Center.

11552

Message

Merge reposition found null coordinator heap.

Explanation

When the BNS merge subsystem fields a reposition request, it must clean up the coordinator heap. If there is no heap, then an abnormal situation has occurred.

Generated By

BNS Merge subsystem.

For Whom

System Support Representative.

Notes

None

Remedy

Contact the Global Support Center.

11553

Message

Merge virtual processor heap overflow.

Explanation

When the BNS merge subsystem allocates the virtual processor heap, it must encompass all the potential nodes from participating vprocs.

Generated By

BNS Merge subsystem.

For Whom

System Support Representative.

Notes

None

Remedy

Contact the Global Support Center.

11554

Message

Merge data block has inconsistent vproc id.

Explanation

When the BNS merge subsystem receives a block of rows (data block), the vproc from which the rows originated must match the stored value within the virtual processor heap.

Generated By

BNS Merge subsystem.

For Whom

System Support Representative.

Notes

None

Remedy

Contact the Global Support Center.

11555

Message

Merge row location index buffer failure.

Explanation

When the BNS merge subsystem receives a row on the coordinator node, it must tabulate the rows location and store this location in a buffer. The increment operator for this buffer does not succeed because the buffer has been corrupted.

Generated By

BNS Merge subsystem.

For Whom

System Support Representative.

Notes

None

Remedy

Contact the Global Support Center.

11557

Message

Merge virtual processor heap sift-up failure.

Explanation

As the BNS merge subsystem processes a merge request, it must maintain a virtual processor heap on all participating nodes. When called upon to place a new sort key into this heap, the function VPSiftup() is called. This function encountered a logic error.

Generated By

BNS Merge subsystem.

For Whom

System Support Representative.

Notes

None

Remedy

Contact the Global Support Center.

11559

Message

Merge coordinator heap sift-up failure.

Explanation

The BNS merge subsystem establishes a coordinator heap on the node which is to manage the merge request. If this heap has been corrupted, or if the sift-up logic has failed, this diagnostic will be issued.

Generated By

BNS Merge subsystem.

For Whom

System Support Representative.

Notes

None

Remedy

Contact the Global Support Center.

11560

Message

Merge encountered corrupted context chain.

Explanation

When a merge has run to completion, its context must be located and deallocated. In attempting to locate the context, merge logic has detected a corrupted hash chain.

Generated By

BNS Merge subsystem.

For Whom

System Support Representative.

Notes

None

Remedy

Contact the Global Support Center.

11561

Message

:Merge encountered corrupt application block.

Explanation

When the BNS merge subsystem builds the buffer of merged data, it must include the user-specified response parcel. If the page list holding the application block data is null, a logic error has occurred.

Generated By

BNS Merge subsystem.

For Whom

System Support Representative.

Notes

None

Remedy

Contact the Global Support Center.

11562

Message

Merge data block has inconsistent relvp id.

Explanation

When the BNS merge subsystem processes an incoming RCB from a participating virtual processor, it must resolve the relative vporoc id of the RCB with the corresponding id in the virtual processor heap. In this instance, the resolution has failed. This may mean that the virtual processor heap has been corrupted.

Generated By

BNS Merge subsystem.

For Whom

System Support Representative.

Notes

None

Remedy

Contact the Global Support Center.

11563

Message

Merge encountered null RLOC buffer.

Explanation

When the buffer of merged rows is being sent to the host, merge validates that at least one row is present in this buffer. If there are no rows, the merge logic has failed.

Generated By

BNS Merge subsystem.

For Whom

System Support Representative.

Notes

None

Remedy

Contact the Global Support Center.

11564

Message

Merge found unexpected SendReq service.

Explanation

When the BNS merge subsystem allocates a SendReq merge service, it encounters an unexpected subop.

Generated By

BNS Merge subsystem.

For Whom

System Support Representative.

Notes

None

Remedy

Contact the Global Support Center.

11565

Message

Merge encountered unaligned row location.

Explanation

A location within the buffer of merged rows has been identified as incompatible with memory alignment requirements of merge.

Generated By

BNS Merge subsystem.

For Whom

System Support Representative.

Notes

None

Remedy

Contact the Global Support Center.

11569

Message

: Sort key length mismatch detected (lens %d %d, mrgid 0x%04x 0x%04x 0x%04x, ses# 0x%04x 0x%04x, txn# 0x%04x 0x%04x 0x%04x).

Explanation

Merge has detected a sort key length mismatch. All sort keys associated with a given merge should have the same length. A sort key length mismatch implies a DBS failure.

Generated By

BNS Merge subsystem.

For Whom

System Support Representative.

Notes

None

Remedy

Contact the Global Support Center.

11570

Message

Merge row length exceeds internal limit.

Explanation

The application presents merge with blocks of rows to be merged across the network. If any of these rows exceed the established maximum length, this diagnostic will be logged.

Generated By

BNS Merge subsystem.

For Whom

System Support Representative.

Notes

None

Remedy

Contact the Global Support Center.

11571

Message

Merge page allocator exhausted.

Explanation

When the BNS merge subsystem processes a merge request, it allocates the count of pages necessary to hold the maximum user-specified size of the response buffer. This diagnostic implies that the page allocation logic has failed.

Generated By

BNS Merge subsystem.

For Whom

System Support Representative.

Notes

None

Remedy

Contact the Global Support Center.

11574

Message

Merge user buffer too small: less than %d bytes.

Explanation

The user has requested a response buffer which is too small to hold a single response parcel. Merge responds directly to the application by requesting a specific minimum size for the response buffer.

Generated By

BNS Merge subsystem.

For Whom

System Support Representative.

Notes

None

Remedy

Contact the Global Support Center if the frequency of the message is abnormally high.

11575

Message

Merge detected illegal row count.

Explanation

Merge keeps a running tally of the number of rows it has extracted from a given data block. If this tally ever exceeds the advertised count of rows in the block, this error will be logged. This implies an internal merge error.

Generated By

BNS Merge subsystem.

For Whom

System Support Representative.

Notes

None

Remedy

Contact the Global Support Center.

11576

Message

Merge encountered invalid data block.

Explanation

A data block becomes exhausted when the final row has been extracted from it. At this point merge needs to pull in the next (possibly null) data block from the same node in the virtual processor heap. If the next data block is invalid, an internal error has occurred during MrgMove processing.

Generated By

BNS Merge subsystem.

For Whom

System Support Representative.

Notes

None

Remedy

Contact the Global Support Center.

11579

Message

Merge thread encountered null RCB.

Explanation

Under certain circumstances, merge processing requires an RCB to have been pre-allocated. In this instance, when merge requires the next data block from the application, it must have a pre-allocated RCB in order to send the request. This failure implies failure in merge SendRow logic.

Generated By

BNS Merge subsystem.

For Whom

System Support Representative.

Notes

None

Remedy

Contact the Global Support Center.

11581

Message

Merge could not allocate resources.

Explanation

When the BNS merge subsystem decoded an RCB to create the merge service, it encountered an unexpected subop.

Generated By

BNS Merge subsystem.

For Whom

System Support Representative.

Notes

None

Remedy

Contact the Global Support Center.

11582

Message

Merge encountered a null virtual processor heap node.

Explanation

When the application delivers a data block to merge, the associated relative vprocid must match an existing node in the participating vproc heap. Failure to find the related node may mean that the heap has been corrupted.

Generated By

BNS Merge subsystem.

For Whom

System Support Representative.

Notes

None

Remedy

Contact the Global Support Center.

11583

Message

Merge found no participants within merge group.

Explanation

Merge is fielding a data block from the application, but there are no participating virtual processors on the node.

Generated By

BNS Merge subsystem.

For Whom

System Support Representative.

Notes

None

Remedy

Contact the Global Support Center.

11584

Message

Merge received unexpected channel program reply: %x

Explanation

Merge received a reply other than ack/nak from the participants. This is a logic error in MrgSendRow.

Generated By

BNS Merge subsystem.

For Whom

System Support Representative.

Notes

None

Remedy

Contact the Global Support Center.

11585

Message

Merge channel program transmitter failure.

Explanation

A hardware transmitter failure has occurred during a merge circuit. The merge thread will be aborted. This typically occurs during a DBS restart.

Generated By

BNS Merge subsystem.

For Whom

System Support Representative.

Notes

This message is only written to the log file and DBS event log. It does not appear on the console.

Remedy

Contact the Global Support Center.

11586

Message

Merge expected an allocated virtual processor heap.

Explanation

During the MrgMove thread, a virtual processor heap must be allocated and initialized to receive incoming data blocks from all participating virtual processors. This diagnostic implies a logic failure within MrgMove processing.

Generated By

BNS Merge subsystem.

For Whom

System Support Representative.

Notes

None

Remedy

Contact the Global Support Center.

11587

Message

Merge unexpected virtual processor heap.

Explanation

When the BNS merge subsystem decoded an RCB to create the merge service, it encountered an unexpected subop.

Generated By

BNS Merge subsystem.

For Whom

System Support Representative.

Notes

None

Remedy

Contact the Global Support Center.

11589

Message

Merge unexpected RCB allocated.

Explanation

Before allocating an RCB to fetch the next data block, we check for an already existing one. The presence of an RCB at this point implies a logic error in MrgMove processing.

Generated By

BNS Merge subsystem.

For Whom

System Support Representative.

Notes

This message is only written to the log file and DBS event log. It does not appear on the console.

Remedy

Contact the Global Support Center.

11590

Message

GDO File name not specified or exceed 64 characters

Explanation

The filename for the Gdo specified in either the pdestartup or tpastartup file is not correct. This typically indicates a specification error by the user in specifying the name of the Gdo.

Generated By

TOS compatibility PDE services.

For Whom

System Support Representative.

Notes

This event normally causes an automatic DBS restart.

Remedy

Change the filename to be less than 64 characters.

11591

Message

Merge expected service not available.

Explanation

Before dispatching a SendRow service, MrgMove logic first determines whether that service has been allocated. When logged, this event implies a failure of MrgMove logic to have pre-allocated the SendRow service.

Generated By

BNS Merge subsystem.

For Whom

System Support Representative.

Notes

None

Remedy

Contact the Global Support Center.

11593

Message

Merge sorted row buffer has overflowed.

Explanation

The BNS merge subsystem collects rows on the coordinator node. If the size of the buffer exceeds the user-specified maximum, this event is logged. It implies an error in the SendRow logic.

Generated By

BNS Merge subsystem.

For Whom

System Support Representative.

Notes

This error forces the node to reboot.

Remedy

Contact the Global Support Center.

11594

Message

Merge encountered row fragment with illegal length.

Explanation

An error has been detected while preparing to DMA a row from the participant node to the coordinator. A row fragment is that part of a row which resides on a single memory page. The logic which tabulates the fragments which constitute a given row has failed.

Generated By

BNS Merge subsystem.

For Whom

System Support Representative.

Notes

None

Remedy

Contact the Global Support Center.

11598

Message

Merge initiation encountered bad state: %x

Explanation

When the BNS merge subsystem is requested to initiate or continue a merge, the MrgInix thread inspects the state of the existing associated context. If that state is undefined then this error is logged and the merge is aborted.

Generated By

BNS Merge subsystem.

For Whom

System Support Representative.

Notes

None

Remedy

Contact the Global Support Center.

11599

Message

Merge expected non-zero virtual processor nodes.

Explanation

The MrgMove thread is called to process an incoming data block from the application. This implies there will be greater than zero virtual processors on this participant node. If we encounter zero, there has been a logic error in MrgMove processing.

Generated By

BNS Merge subsystem.

For Whom

System Support Representative.

Notes

None

Remedy

Contact the Global Support Center.

11600

Message

Destination address is incorrect.

Explanation

The address class of the destination is unknown or is outside the valid range for the netq operation.

Generated By

PDE network services.

For Whom

System Support Representative.

Notes

This event normally causes an automatic DBS restart. The associated stack trace will help the Global Support Center determine the exact cause of the failure.

Remedy

Contact the Global Support Center.

11800

Message

No more global semaphores are available.

Explanation

All available global semaphores have been allocated. This typically indicates that DBS software is getting global semaphores and never releasing them.

Generated By

PDE network semaphore services.

For Whom

System Support Representative.

Notes

This event normally causes an automatic DBS restart. The associated stack trace will help the Global Support Center determine the exact cause of the failure.

Remedy

If the automatic DBS restart does not clear up the problem, an operating system shutdown and reboot should do so. However, this is possibly caused by a bug in DBS or PDE software, which should be reported to the Global Support Center.

11801

Message

Semaphore does not exist.

Explanation

An attempt was made to use a global semaphore that has not been allocated, or that has already been freed. This typically indicates a problem in DBS software, possibly a timing problem where a task that got the semaphore frees it before an associated task is done using it.

Generated By

PDE network semaphore services.

For Whom

System Support Representative.

Notes

This event normally causes an automatic DBS restart. The associated stack trace will help the Global Support Center determine the exact cause of the failure.

Remedy

Contact the Global Support Center.

11802

Message

Cannot decrement a semaphore below zero.

Explanation

A gsmdecr() service was issued for global semaphore whose value is zero. This typically indicates a problem with the DBS or other software that is issuing the service call.

Generated By

PDE network semaphore services.

For Whom

System Support Representative.

Notes

This event normally causes an automatic DBS restart. The associated stack trace will help the Global Support Center determine the exact cause of the failure.

Remedy

Contact the Global Support Center.

11803

Message

Semaphore value is too large.

Explanation

A gsmincr() or gsmwrite() service would set a global semaphore value to exceed the maximum value allowed. This typically indicates a problem with the DBS or other software that is issuing the service call.

Generated By

PDE network semaphore services.

For Whom

System Support Representative.

Notes

This event normally causes an automatic DBS restart. The associated stack trace will help the Global Support Center determine the exact cause of the failure.

Remedy

Contact the Global Support Center.

11804

Message

Semaphore id or idnex is not valid.

Explanation

An attempt was made to use a global semaphore identifier or semaphore index which is not valid for the requested service. This typically indicates a problem with the program which issued the call.

Generated By

PDE network semaphore services.

For Whom

System Support Representative.

Notes

This event normally causes an automatic DBS restart. The associated stack trace will help the Global Support Center determine the exact cause of the failure.

Remedy

Contact the Global Support Center.

11805

Message

PMA down.

Explanation

An attempt was made to allocate a global semaphore on a PMA that is down. This typically indicates a problem with the program which issued the call.

Generated By

PDE network semaphore services.

For Whom

System Support Representative.

Notes

This event normally causes an automatic DBS restart. The associated stack trace will help the Global Support Center determine the exact cause of the failure.

Remedy

Contact the Global Support Center.

11806

Message

Bad gsmatomic() opcode.

Explanation

A bad opcode was passed to gsmatomic(). This typically indicates a problem with the DBS or other software that is issuing the service call.

Generated By

PDE network semaphore services.

For Whom

System Support Representative.

Notes

This event normally causes an automatic DBS restart. + The associated stack trace will help the Global Support Center determine the exact cause of the failure.

Remedy

Contact the Global Support Center.

11807

Message

Mismatched gsmatomic() gsmid.

Explanation

A mismatched gsmid was passed to gsmatomic(). All gsmatomic() semaphores must reside on the same node. This typically indicates a problem with the DBS or other software that is issuing the service call.

Generated By

PDE network semaphore services.

For Whom

System Support Representative.

Notes

This event normally causes an automatic DBS restart. + The associated stack trace will help the Global Support Center determine the exact cause of the failure.

Remedy

Contact the Global Support Center.

11853

Message

RCB state Error:state:%d

Explanation

All GSM BNS services are declared wait-for-response by the caller. The caller is supposed to format the RCB with the state flag set to REQUEST. If the state flag is not set to REQUEST, this event occurs.

Generated By

BNS GSM subsystem.

For Whom

System Support Representative.

Notes

This message is only written to the log file and DBS event log. It does not appear on the console.

Remedy

This event should never occur. If it does, the PDE kernel is corrupted. Contact the Global Support Center if rebuilding the kernel does not fix it.

11855

Message

Subop %d reply = %d

Explanation

An unexpected or unknown reply was received by COR() of the semaphore service.

Generated By

BNS GSM subsystem.

For Whom

System Support Representative.

Notes

None

Remedy

This event should never occur. If it does, it is most likely caused by a hardware glitch that corrupted the reply. Contact the Global Support Center if a DBS restart does not correct the problem.

11859

Message

Invalid gsmid Subop %d gsmid %x

Explanation

BNS detected an invalid gsmid that no gsm owner node information is available in the gsmid. This event is likely caused by application program that attempts to pass the NULL or uninitialized gsmid as a parameter to PDE gsm syscall.

Generated By

BNS GSM subsystem.

For Whom

System Support Representative.

Notes

This message is only written to the log file. It does not appear on the console.

Remedy

This event is strictly an informational event. If this logevent causes the DBS restart, then contact the Global Support Center to investigate and correct the problem.

11901

Message

Buffer ID is not valid.

Explanation

The logical table Id passed to rssretrieve() was not valid. Legal values are RSS_SVPR, RSS_SCPU, etc. This is usually caused by a coding error in the program logging the event.

Generated By

PDE resource usage monitoring.

For Whom

System Support Representative.

Notes

RSS error messages are normally warnings only, but the calling routine may be coded to terminate after the error message is displayed.

Remedy

Contact the Global Support Center.

11902

Message

Buffer type is not valid.

Explanation

The buffer type passed to rssretrieve() was not recognized. Legal values are RSS_COLLBUF and RSS_LOGBUF. This is usually caused by a coding error in the program logging the event.

Generated By

PDE resource usage monitoring.

For Whom

System Support Representative.

Notes

RSS error messages are normally warnings only, but the calling routine may be coded to terminate after the error message is displayed.

Remedy

Contact the Global Support Center.

11903

Message

Buffer Id is not valid.

Explanation

The entity Id (e.g., CPU number, Vproc number) passed to rssretrieve() was not valid. In other words, no entity with an equal or higher Id was known to RSS. This could be a legitimate condition, or it could be caused by a coding error in the program logging the event.

Generated By

PDE resource usage monitoring.

For Whom

System Support Representative.

Notes

RSS error messages are normally warnings only, but the calling routine may be coded to terminate after the error message is displayed.

Remedy

Contact the Global Support Center.

11904

Message

Too many NULL return parameters.

Explanation

There were too many NULL return parameters specified in an RSS function call. RSS permits NULL return parameters for the case where the calling program is not interested in the returned value. However, in this case, the combination of multiple NULL parameters resulted in a call which was effectively a no-op. This is usually caused by a coding error in the program logging the event.

Generated By

PDE resource usage monitoring.

For Whom

System Support Representative.

Notes

RSS error messages are normally warnings only, but the calling routine may be coded to terminate after the error message is displayed. The associated stack trace will help the Global Support Center determine the exact cause of the failure.

Remedy

Contact the Global Support Center.

11905

Message

Rate class is not valid.

Explanation

The rate class passed to `rsssetrate()` or `rssgetrate()` was not recognized. Legal values are `RSS_COLLECT` or `RSS_LOG`. This is usually caused by a coding error in the program logging the event.

Generated By

PDE resource usage monitoring.

For Whom

System Support Representative.

Notes

RSS error messages are normally warnings only, but the calling routine may be coded to terminate after the error message is displayed. The associated stack trace will help the Global Support Center determine the exact cause of the failure.

Remedy

Contact the Global Support Center.

11906

Message

The RSS rate %d is invalid.

Explanation

The rate passed to rssierrate() was not legal. The rate must be a divisor of 3600 seconds, such as 60 seconds.

Generated By

PDE resource usage monitoring.

For Whom

System Support Representative.

Notes

RSS error messages are normally warnings only, but the calling routine may be coded to terminate after the error message is displayed. The associated stack trace will help the Global Support Center determine the exact cause of the failure.

Remedy

Contact the Global Support Center.

11910

Message

Resource monitoring is unavailable.

Explanation

A ResUsage service was requested before the resource monitoring facility had been completely initialized.

Generated By

PDE resource usage monitoring.

For Whom

System Support Representative.

Notes

RSS error messages are normally warnings only, but the calling routine may be coded to terminate after the error message is displayed. The associated stack trace will help the Global Support Center determine the exact cause of the failure.

Remedy

Contact the Global Support Center.

11911

Message

RSS was unable to access or update the Control GDO.

Explanation

An error occurred in attempting to read or write the Control GDO fields that pertain to ResUsage.

Generated By

PDE resource usage monitoring.

For Whom

System Support Representative.

Notes

RSS error messages are normally warnings only, but the calling routine may be coded to terminate after the error message is displayed. The associated stack trace will help the Global Support Center determine the exact cause of the failure.

Remedy

Contact the Global Support Center.

11913

Message

Resusage discarded some monitoring information because of insufficient resources; %s.

Explanation

ResUsage software was not able to keep up with its workload, as described in the message. This usually happens because the system is too busy to handle the resusage log rate specified in the control GDO.

Generated By

PDE resource usage monitoring.

For Whom

System Administrator, System Support Representative.

Notes

RSS error messages are normally warnings only, but the calling routine may be coded to terminate after the error message is displayed.

Remedy

Consider setting longer resusage collect and log intervals or disabling one or more ResUsage tables. If this is infeasible or the explanation does not seem to fit your case, contact the Global Support Center.

11914

Message

RSS encountered an anomaly in counting %s; expected %d but found %d.

Explanation

During tpa initialization, the Resource Sampling System tallies the storage device list, and subsequently re-traverses the list building an internal table. On this re-traversal, the number of entries of interest had increased; however, RSS was able to handle the increase without error. This usually happens because some function like findit is still adding logical devices while tpainit is running.

Generated By

PDE resource usage monitoring.

For Whom

System Administrator, System Support Representative.

Notes

RSS error messages are normally warnings only, but the calling routine may be coded to terminate after the error message is displayed.

Remedy

If the above explanation seems to fit the case, no remedy is necessary. If the situation seems truly anomalous, contact the Global Support Center.

11916

Message

No data available for %s.

Explanation

The buffer ID passed to rssretrieve() identified a table for which no data was available.

Generated By

PDE resource usage monitoring.

For Whom

System Support Representative.

Notes

RSS error messages are normally warnings only, but the calling routine may be coded to terminate after the error message is displayed. The associated stack trace will help the Global Support Center determine the exact cause of the failure.

Remedy

Contact the Global Support Center.

11918

Message

Failure in acquisition or manipulation of a needed resource: %s.

Explanation

The RSS or ResUsage subsystem was not able to acquire, modify, or otherwise manipulate some system resource that it needed, as described in the message. This is usually caused by some system resource limitation or an internal error.

Generated By

PDE resource usage daemons.

For Whom

System Support Representative.

Notes

RSS error messages are normally warnings only, but the calling routine may be coded to terminate after the error message is displayed. The associated stack trace will help the Global Support Center determine the exact cause of the failure.

Remedy

Contact the Global Support Center.

11919

Message

The RSS subsystem has encountered a system call error. %s.

Explanation

An rss internal call to a system function has failed. The associated stack trace will help identify the problem.

Generated By

PDE resource usage monitoring.

For Whom

System Support Representative.

Notes

RSS error messages are normally warnings only, but the calling routine may be coded to terminate after the error message is displayed.

Remedy

Contact the Global Support Center.

11920

Message

Attempt to open, or ascertain SCSI address of, a physical disk resulted in the following error: %s.

Explanation

RSS was attempting to generate a list of disks for data collection and was unable to adequately query this disk. ResUsage data for this disk will not be collected.

Generated By

PDE resource usage monitoring.

For Whom

System Support Representative.

Notes

RSS error messages are normally warnings only, but the calling routine may be coded to terminate after the error message is displayed.

Remedy

Contact the Global Support Center.

11921

Message

Rssd exited due to an exception. Exception Code = 0x%08X Flags = 0x%08X Address = 0x%08X 64 bit addrs ext = 0x%08X

Explanation

General RSS exception handler caught an error in Rssd. The traceback is provided, and Rssd has exited. Only RSS (ResUsage data collection) should be affected.

Generated By

PDE resource usage monitoring.

For Whom

System Support Representative.

Notes

RSS error messages are normally warnings only, but the calling routine may be coded to terminate after the error message is displayed.

Remedy

Contact the Global Support Center.

11923

Message

RSS: Expected and Actual wakeup time exceeded expected margin limits. Previous Time: %d Sleep Start Time: %d Current Time: %d Delta: %d Expected Delta: %d LOG rate: %d COLLECT rate: %d TDWM rate: %d GCD rate: %d DYNAMIC rate: %d Expired Period: %s

Explanation

The system clock may have been changed either manually or automatically to keep it accurate. This adjustment has exceeded the RSS timer adjustment for the current collect period.

Generated By

PDE resource usage monitoring.

For Whom

Operator.

Notes

None

Remedy

No action needed. If frequent, the cause of the system clock changes should be determined.

11927

Message

Rss was unable to open a global mapping file. return value = 0x%08x. RSS data logging is not collected for this process.

Explanation

This error is most likely due to a failed system call. This failure will result in RSS not logging data for the process. A tpareset might free system resources to correct this condition.

Generated By

PDE resource usage monitoring.

For Whom

System Support Representative.

Notes

RSS error messages are normally warnings only, but the calling routine may be coded to terminate after the error message is displayed. The associated stack trace will help the Global Support Center determine the exact cause of the failure.

Remedy

Contact the Global Support Center.

11928

Message

Rss was unable to memory map a shared file. file size = %d file name = %s

Explanation

This error is most likely due to a failed system call. This failure will result in RSS not logging data. A tpareset might free system resources to correct this condition.

Generated By

PDE resource usage monitoring.

For Whom

System Support Representative.

Notes

RSS error messages are normally warnings only, but the calling routine may be coded to terminate after the error message is displayed. The associated stack trace will help the Global Support Center determine the exact cause of the failure.

Remedy

Contact the Global Support Center.

11929

Message

Rss was unable to access windows performance information. return value = 0x%08x.

Explanation

This error is most likely due to a failed system call. This failure will result in RSS not logging the particular counter data.

Generated By

PDE resource usage monitoring.

For Whom

System Support Representative.

Notes

RSS error messages are normally warnings only, but the calling routine may be coded to terminate after the error message is displayed. The associated stack trace will help the Global Support Center determine the exact cause of the failure.

Remedy

Contact the Global Support Center.

11930

Message

Rss was unable to create a windows performance counter. return value = 0x%08x counter = %s

Explanation

This error is most likely due to a failed system call. This failure will result in RSS not logging the particular counter data.

Generated By

PDE resource usage monitoring.

For Whom

System Support Representative.

Notes

RSS error messages are normally warnings only, but the calling routine may be coded to terminate after the error message is displayed. The associated stack trace will help the Global Support Center determine the exact cause of the failure.

Remedy

Contact the Global Support Center.

11932

Message

Rss was unable to clean-up a performance data object.

Explanation

This error is most likely due to a failed system call. Rss was cleaning up system information during shutdown. A tpareset will likely restore correct rss operation.

Generated By

PDE resource usage monitoring.

For Whom

System Support Representative.

Notes

RSS error messages are normally warnings only, but the calling routine may be coded to terminate after the error message is displayed. The associated stack trace will help the Global Support Center determine the exact cause of the failure.

Remedy

Contact the Global Support Center.

11934

Message

Rss was unable to complete a system call.

Explanation

This error is most likely due to a system call failure or problems accessing the device. Rss information for this disk will be unavailable.

Generated By

PDE resource usage monitoring.

For Whom

System Support Representative.

Notes

RSS error messages are normally warnings only, but the calling routine may be coded to terminate after the error message is displayed. The associated stack trace will help the Global Support Center determine the exact cause of the failure.

Remedy

Contact the Global Support Center.

11935

Message

Rss was unable to complete a system call. file size = %d file name = %s

Explanation

This error is most likely due to a failed system call. Rss will not collect or log data.

Generated By

PDE resource usage monitoring.

For Whom

System Support Representative.

Notes

RSS error messages are normally warnings only, but the calling routine may be coded to terminate after the error message is displayed. The associated stack trace will help the Global Support Center determine the exact cause of the failure.

Remedy

Contact the Global Support Center.

11937

Message

Rss was unable to complete a system call. return value = 0x%08x.

Explanation

This error is most likely due to a failed system call. Rss data logging will be affected for this time interval.

Generated By

PDE resource usage monitoring.

For Whom

System Support Representative.

Notes

RSS error messages are normally warnings only, but the calling routine may be coded to terminate after the error message is displayed. The associated stack trace will help the Global Support Center determine the exact cause of the failure.

Remedy

Contact the Global Support Center.

11940

Message

Rss was unable to complete a system call.

Explanation

This error is most likely due to a failed system call. This error may effect RSS data logging for the time period.

Generated By

PDE resource usage monitoring.

For Whom

System Support Representative.

Notes

RSS error messages are normally warnings only, but the calling routine may be coded to terminate after the error message is displayed. The associated stack trace will help the Global Support Center determine the exact cause of the failure.

Remedy

Contact the Global Support Center.

11942

Message

Rss timer event 0x%08x returned an unexpected error code: %d

Explanation

A call to wait for an event or an elapsed time failed. RSS will continue to run and will retry the call. If it fails repeatedly RSS may no longer produce ResUsage data.

Generated By

PDE resource usage monitoring.

For Whom

System Support Representative.

Notes

Please inform the GSC when this message appears and the error code value. The associated stack trace will help the Global Support Center determine the exact cause of the failure.

Remedy

Contact the Global Support Center.

11943

Message

Rss was unable to create its timer event. Return code: %d

Explanation

Rss will not collect or log data.

Generated By

PDE resource usage monitoring.

For Whom

System Support Representative.

Notes

RSS error messages are normally warnings only. In this case ResUsage will be non-functional. The rest of the system should continue to operation normally. The associated stack trace will help the Global Support Center determine the exact cause of the failure.

Remedy

Contact the Global Support Center.

11944

Message

Rss event %d is being throttled. %d events have been logged

Explanation

This message is caused by the logging multiple rss errors of the same type within a one hour period.

Generated By

PDE resource usage monitoring.

For Whom

System Support Representative.

Notes

RSS error messages are normally warnings only, but the calling routine may be coded to terminate after the error message is displayed. The associated stack trace will help the Global Support Center determine the exact cause of the failure.

Remedy

Contact the Global Support Center.

11945

Message

RssMalloc was unable to allocate %d bytes of memory.

Explanation

This message is caused by a possible OS resource error. Rss will stop logging data. A tpareset might eliminate this condition.

Generated By

PDE resource usage monitoring.

For Whom

System Support Representative.

Notes

RSS error messages are normally warnings only, but the calling routine may be coded to terminate after the error message is displayed. The associated stack trace will help the Global Support Center determine the exact cause of the failure.

Remedy

Contact the Global Support Center.

11947

Message

Rss was unable to access pdh information. return value = 0x%08x.

Explanation

This error is most likely due to a failed system call. This failure will result in RSS not logging the particular counter data.

Generated By

PDE resource usage monitoring.

For Whom

System Support Representative.

Notes

RSS error messages are normally warnings only, but the calling routine may be coded to terminate after the error message is displayed. The associated stack trace will help the Global Support Center determine the exact cause of the failure.

Remedy

Contact the Global Support Center.

11948

Message

Invalid ldev id 0x%08x passed to rssgethdr().

Explanation

Determine if the ldev is valid. Look for changed disk configurations. This failure will result in RSS not logging data for this device. A tpareset will re-enable this device if it does not again produce an error.

Generated By

PDE resource usage monitoring.

For Whom

System Support Representative.

Notes

RSS error messages are normally warnings only, but the calling routine may be coded to terminate after the error message is displayed. The associated stack trace will help the Global Support Center determine the exact cause of the failure.

Remedy

Contact the Global Support Center.

11949

Message

Invalid host id %d passed to rssgethdr().

Explanation

Determine if the HstId is valid. Look for changed network configurations. This failure will result in RSS not logging data for this device. A tpareset will re-enable this device if it does not again produce an error.

Generated By

PDE resource usage monitoring.

For Whom

System Support Representative.

Notes

RSS error messages are normally warnings only, but the calling routine may be coded to terminate after the error message is displayed. The associated stack trace will help the Global Support Center determine the exact cause of the failure.

Remedy

Contact the Global Support Center.

11950

Message

Invalid table id %d passed to rssgethdr().

Explanation

Internal error possibly caused by incompatible software module versions.

Generated By

PDE resource usage monitoring.

For Whom

System Support Representative.

Notes

RSS error messages are normally warnings only, but the calling routine may be coded to terminate after the error message is displayed. The associated stack trace will help the Global Support Center determine the exact cause of the failure.

Remedy

Contact the Global Support Center.

11951

Message

Invalid number of CPUs %d indicated in toshardwarep.

Explanation

Internal error possibly caused by bad performance file configuration. Check the number of CPUs displayed from the CTL hardware command.

Generated By

PDE resource usage monitoring.

For Whom

System Support Representative.

Notes

RSS error messages are normally warnings only, but the calling routine may be coded to terminate after the error message is displayed. The associated stack trace will help the Global Support Center determine the exact cause of the failure.

Remedy

Contact the Global Support Center.

11960

Message

RSS performance counter data collection failure. function return status = 0x%08x counter return status = 0x%08x counter = %s

Explanation

This error is most likely due to a failed system call. This failure will result in bad data for the particular counter data.

Generated By

PDE resource usage monitoring.

For Whom

System Support Representative.

Notes

RSS error messages are normally warnings only. The associated stack trace will help the Global Support Center determine the exact cause of the failure.

Remedy

Contact the Global Support Center.

11968

Message

Invalid pdisk index 0x%08x passed to rssgethdr().

Explanation

Determine if the Pdisk Index is valid. Look for changed disk configurations. This failure will result in RSS not logging data for this device. A tpareset will re-enable this device if it does not again produce an error.

Generated By

PDE resource usage monitoring.

For Whom

System Support Representative.

Notes

RSS error messages are normally warnings only, but the calling routine may be coded to terminate after the error message is displayed. The associated stack trace will help the Global Support Center determine the exact cause of the failure.

Remedy

Contact the Global Support Center.

11969

Message

Invalid vdisk index 0x%08x

Explanation

Determine if the Vdisk Index is valid. Look for changed disk configurations. This failure will result in RSS not reporting data for this device. A tpareset will re-enable this device if it does not again produce an error.

Generated By

PDE resource usage monitoring.

For Whom

System Support Representative.

Notes

RSS error messages are normally warnings only, but the calling routine may be coded to terminate after the error message is displayed. The associated stack trace will help the Global Support Center determine the exact cause of the failure.

Remedy

Contact the Global Support Center.

11970

Message

rssd thread did not exit. WaitForSingleObject() returned 0x%08x, WAIT_TIMEOUT == 0x00000102L. RSS may not log some or all data. On Windows please verify the contents of the PDH registry entries "Counters" and "Help" under: HKEY_LOCAL_MACHINESOFTWAREMicrosoftWindows NTCurrentVersionPerflib009 "

Explanation

The exit of the rssd thread is waited on during a tpareset. If the wait times out then most likely the rssd thread is hung. A backtrace of all the pdemain threads should indicate the problem area. If the backtrace shows PdhAddCounter then the registry entries may be empty. This failure will result in RSS not logging some or all data.

Generated By

PDE resource usage monitoring.

For Whom

System Support Representative.

Notes

RSS error messages are normally warnings only, but the calling routine may be coded to terminate after the error message is displayed.

Remedy

Contact the Global Support Center.

11971

Message

Unable to open Extent Driver Device. return value = 0x%08x.

Explanation

Error returned while opening the Extent Driver Device. This failure may result in some pdisk attributes having zero values in the ResUsageSpdsk table.

Generated By

PDE resource usage monitoring.

For Whom

System Support Representative.

Notes

The associated stack trace will help the Global Support Center determine the exact cause of the failure.

Remedy

Contact the Global Support Center.

11972

Message

Pdisk count from device map is zero. return status = 0x%08x.

Explanation

The number of Pdisk entries returned in the Pdisk device map is zero. This failure may result in some pdisk attributes having zero values in the ResUsageSpdsk table.

Generated By

PDE resource usage monitoring.

For Whom

System Support Representative.

Notes

Pdisk ResUsage data may be invalid.

Remedy

Contact the Global Support Center.

11973

Message

Device Map call returns an error status. return status = 0x%08x.

Explanation

The call to get the Pdisk Device Map returns an error status. This failure may result in some pdisk attributes having zero values in the ResUsageSpdisk table.

Generated By

PDE resource usage monitoring.

For Whom

System Support Representative.

Notes

Pdisk ResUsage data may be invalid.

Remedy

Contact the Global Support Center.

11974

Message

Pdisk count from device map is incorrect. count from device map = %d count from vconfig gdo = %d

Explanation

The number of Pdisk entries returned in the Pdisk device map is not matching the number of Pdisk entries in the vconfig gdo. This failure may result in some pdisk attributes having zero values in the ResUsageSpdisk table.

Generated By

PDE resource usage monitoring.

For Whom

System Support Representative.

Notes

Pdisk ResUsage data may be invalid.

Remedy

Contact the Global Support Center.

11976

Message

rssd thread exit wait failed. WaitForSingleObject() returned 0x%08x, error code %d RSS may not log some or all data.

Explanation

The exit of the rssd thread is waited on during a tpareset. The wait has returned a failure status.

Generated By

PDE resource usage monitoring.

For Whom

System Support Representative.

Notes

RSS error messages are normally warnings only, but the calling routine may be coded to terminate after the error message is displayed.

Remedy

Contact the Global Support Center.

11977

Message

Data overflow or negative in a resusage counter. Counter = 0x%08x index = %d value = %d interval = %d ticks Pdh data = <16,4%.2f> elapse time = %d new data = %08x %08x old data = %08x %08x

Explanation

The counter value is either negative or overflowing the max value.

Generated By

PDE resource usage monitoring.

For Whom

System Support Representative.

Notes

The associated stack trace will help the Global Support Center determine the exact cause of the failure.

Remedy

Contact the Global Support Center.

11978

Message

Two disk devices have the same device ID. Device ID = 0x%08x Device index %d: Major=%d, Minor=%d Device index %d: Major=%d, Minor=%d

Explanation

The disk device ID is formed from the device major and minor numbers. Duplication of device ID is detected while scanning the device list.

Generated By

PDE resource usage monitoring.

For Whom

System Support Representative.

Notes

RSS error messages are normally warnings only, but the calling routine may be coded to terminate after the error message is displayed.

Remedy

Contact the Global Support Center.

11979

Message

error encountered in deleting a file status = %d errcode = %d file = %s

Explanation

Error returned while deleting the RSS file.

Generated By

PDE resource usage monitoring.

For Whom

System Support Representative.

Notes

This RSS error message is informational only. Other events may have caused the file delete error.

Remedy

Contact the Global Support Center.

11980

Message

CPU statistics error cpu number = %d cpu time = %d, expected time = %d, gather interval = %d percent err = <16,4%.2f>%

Explanation

CPU usage time are expected to be within certain percentage with respect to the gather interval time. But the gathered CPU time is outside this boundary.

Generated By

PDE resource usage monitoring.

For Whom

System Support Representative.

Notes

Other events may have caused the CPU statistic error.

Remedy

Contact the Global Support Center.

11981

Message

Bad TOD value Current TOD sec = %d Current TOD usec = %d Previous TOD sec = %d
Previous TOD usec = %d Elapse time = %d

Explanation

An unexpected Time Of Day value is detected.

Generated By

PDE resource usage monitoring.

For Whom

System Support Representative.

Notes

Other events may have caused the Bad TOD error.

Remedy

Contact the Global Support Center.

11982

Message

Client ID not available Process id = %d Task id = %d

Explanation

Can not assign a client ID to the RSS environment

Generated By

PDE resource usage monitoring.

For Whom

System Support Representative.

Notes

The processes in the node may have opened too many RSS environments

Remedy

Contact the Global Support Center.

11983

Message

Bad RSS handle

Explanation

The handle to the RSS environment is invalid.

Generated By

PDE resource usage monitoring.

For Whom

System Support Representative.

Notes

Other events may have caused the bad handle error.

Remedy

Contact the Global Support Center.

11984

Message

Bad cliend ID Clientid = %d

Explanation

Client ID is either out of range or not in use.

Generated By

PDE resource usage monitoring.

For Whom

System Support Representative.

Notes

The client may have already closed the RSS environment.

Remedy

Contact the Global Support Center.

11985

Message

Buffer not available

Explanation

Buffer needed for the RSS service is not available.

Generated By

PDE resource usage monitoring.

For Whom

System Support Representative.

Notes

The RSS buffer is either not available or can not be created.

Remedy

Contact the Global Support Center.

11986

Message

Bad mode parameter

Explanation

The mode parameter is invalid.

Generated By

PDE resource usage monitoring.

For Whom

System Support Representative.

Notes

The mode parameter has invalid flag combinations.

Remedy

Contact the Global Support Center.

11987

Message

RSS was unable to unmap a memory mapped file. return status = %d file size = %d file name = %s

Explanation

RSS gets an error status unmapping a memory mapped file

Generated By

PDE resource usage monitoring.

For Whom

System Support Representative.

Notes

Other events may have caused the unmap error.

Remedy

Contact the Global Support Center.

11988

Message

Buffer creation fail

Explanation

The buffers needed for the RSS environment can not be created

Generated By

PDE resource usage monitoring.

For Whom

System Support Representative.

Notes

Other events may have caused the buffer creation error.

Remedy

Contact the Global Support Center.

11989

Message

Bad buffer size parameter

Explanation

The buffer size parameter is invalid.

Generated By

PDE resource usage monitoring.

For Whom

System Support Representative.

Notes

The buffer size parameter contains invalid value.

Remedy

Contact the Global Support Center.

11990

Message

RSS daemon is not ready

Explanation

The RSS daemon is not ready to service message requests

Generated By

PDE resource usage monitoring.

For Whom

System Support Representative.

Notes

The caller for RSS services may retry at a later point.

Remedy

Contact the Global Support Center.

11991

Message

Bad process for RSS environment

Explanation

The handle to the RSS environment does not belong to the process

Generated By

PDE resource usage monitoring.

For Whom

System Support Representative.

Notes

RSS service is invoked by a process that does not own the RSS handle.

Remedy

Contact the Global Support Center.

11992

Message

A client slot is vacated slot = %d old process id = %d old task id = %d new process id = %d
new task id = %d

Explanation

The client slot assigned to a client has been re-assigned to another client from a different process.

Generated By

PDE resource usage monitoring.

For Whom

System Support Representative.

Notes

The vacated client should close the RSS handle and either exit or re-acquire a new RSS handle thru the rssuseropen() call.

Remedy

Contact the Global Support Center.

11993

Message

RSS Client Service is disabled

Explanation

RSS Client Service is disabled by a flag in control GDO.

Generated By

PDE resource usage monitoring.

For Whom

System Support Representative.

Notes

To enable RSS Client Service, reset the RSS Disable Client flag in control GDO.

Remedy

Contact the Global Support Center.

11994

Message

No vdisk found for VprocId %d

Explanation

RSS API rssgetsvdiskidx did not find vdisk matching requested vproc id. Verify the AMP vdisk configuration and status.

Generated By

PDE resource usage monitoring.

For Whom

System Support Representative.

Notes

RSS messages are normally warnings only, but the calling routine may be coded to terminate after the error message is displayed.

Remedy

Contact the Global Support Center.

11995

Message

Two devices have the same device information.

Explanation

A new device being registered with RSS has the same identifying information as an existing device. May be a system configuration issue.

Generated By

PDE resource usage monitoring.

For Whom

System Support Representative.

Notes

RSS error messages are normally warnings only, but the calling routine may be coded to terminate after the error message is displayed.

Remedy

Contact the Global Support Center.

11998

Message

RSS debug event; %s.

Explanation

This event is used for RSS debugging.

Generated By

PDE resource usage monitoring.

For Whom

System Support Representative.

Notes

The event is used in debugging environment only.

Remedy

Contact the Global Support Center.

11999

Message

An RSS internal software error occurred; %s.

Explanation

This event is used to report a variety of low-probability errors in RSS service calls.

Generated By

PDE resource usage monitoring.

For Whom

System Support Representative.

Notes

RSS error messages are normally warnings only, but the calling routine may be coded to terminate after the error message is displayed. The associated stack trace will help the Global Support Center determine the exact cause of the failure.

Remedy

Contact the Global Support Center.

12000

Message

%s

Explanation

This event code is used to log text messages received or generated by the PDE console subsystem.

Generated By

PDE console subsystem.

For Whom

System Support Representative.

Notes

None

Remedy

In some cases, this is simply an informational message and no action is needed. If the message text indicates that an error occurred, or if the message is repeated frequently or appears to be associated with other abnormal console behavior, save the portion of the log for the period in question and report the problem to the Global Support Center. Otherwise, no response is needed.

12001

Message

%s

Explanation

An unexpected message was received by the console interface module. The message text is a variable string giving the reason for the error. This typically indicates a protocol violation of some kind in the dialog between the PDE console control programs and the DBW database window. It has no impact on the actual operation of the DBS.

Generated By

PDE console subsystem.

For Whom

System Support Representative.

Notes

None

Remedy

Contact the Global Support Center.

12010

Message

The system debugger is not active.

Explanation

A start command was issued in the database console supervisor window with the debug option, requesting that the task to be started run under the control of the system debugger, but the system debugger is not currently active. The task has been started, but will not run until the debugger is attached and system execution continued.

Generated By

PDE console subsystem.

For Whom

Systems Engineer, Operator.

Notes

None

Remedy

Start the system debugger, attach to the system, set any breakpoints needed, and continue execution. Or stop the task and restart it without specifying debug.

12100

Message

There is no current logmark.

Explanation

A logcont(), logcall() or logclear() service call was issued when there was no logmark region in effect. This indicates an error in the program that issued the call.

Generated By

PDE logging subsystem.

For Whom

System Support Representative.

Notes

This event normally causes an automatic DBS restart. The associated stack trace will help the Global Support Center determine the exact cause of the failure.

Remedy

Contact the Global Support Center.

12101

Message

Log message category is undefined.

Explanation

A logsetcat() service call was passes an undefined category code. This indicates an error in the program that issued the call.

Generated By

PDE logging subsystem.

For Whom

System Support Representative.

Notes

This event normally causes an automatic DBS restart. The associated stack trace will help the Global Support Center determine the exact cause of the failure.

Remedy

Contact the Global Support Center.

12102

Message

One or more CPU hardware category events have been discarded.

Explanation

This event code is reserved for future use.

Generated By

PDE logging subsystem.

For Whom

System Support Representative.

Notes

None

Remedy

None. This event is never logged in this release.

12103

Message

One or more memory hardware category events have been discarded.

Explanation

This event code is reserved for future use.

Generated By

PDE logging subsystem.

For Whom

System Support Representative.

Notes

None

Remedy

None. This event is never logged in this release.

12104

Message

One or more Bynet hardware category events have been discarded.

Explanation

Too many Bynet hardware category events were being received, so some of them have been discarded. Preceding log messages for host events should give a fair sample of the kind of events that were occurring.

Generated By

PDE logging subsystem.

For Whom

System Support Representative.

Notes

This message is only written to the log file and DBS event log. It does not appear on the console.

Remedy

If the events that were logged before they started being discarded indicate a real problem, contact the Global Support Center. Otherwise, no action is needed.

12105

Message

One or more disk hardware category events have been discarded.

Explanation

This event code is reserved for future use.

Generated By

PDE logging subsystem.

For Whom

System Support Representative.

Notes

None

Remedy

None. This event is never logged in this release.

12106

Message

One or more channel hardware category events have been discarded.

Explanation

This event code is reserved for future use.

Generated By

PDE logging subsystem.

For Whom

System Support Representative.

Notes

None

Remedy

None. This event is never logged in this release.

12107

Message

One or more host category events have been discarded.

Explanation

Too many host category events were being received, so some of them have been discarded. Preceding log messages for host events should give a fair sample of the kind of events that were occurring.

Generated By

PDE logging subsystem.

For Whom

System Support Representative.

Notes

This message is only written to the log file and DBS event log. It does not appear on the console.

Remedy

If the events that were logged before they started being discarded indicate a real problem, contact the Global Support Center. Otherwise, no action is needed.

12108

Message

One or more driver category events have been discarded.

Explanation

Too many driver category events were being received, so some of them have been discarded. Preceding log messages for driver events should give a fair sample of the kind of events that were occurring.

Generated By

PDE logging subsystem.

For Whom

System Support Representative.

Notes

This message is only written to the log file and DBS event log. It does not appear on the console.

Remedy

If the events that were logged before they started being discarded indicate a real problem, contact the Global Support Center. Otherwise, no response is needed.

12109

Message

One or more resource category events have been discarded.

Explanation

Too many resource category events were being received, so some of them have been discarded. Preceding log messages for resource category events should give a fair sample of the kind of events that were occurring.

Generated By

PDE logging subsystem.

For Whom

System Support Representative.

Notes

This message is only written to the log file and DBS event log. It does not appear on the console.

Remedy

If the events that were logged before they started being discarded indicate a real problem, contact the Global Support Center. Otherwise, no response is needed.

12110

Message

One or more system category events have been discarded.

Explanation

Too many system category events were being received, so some of them have been discarded. Preceding log messages for system category events should give a fair sample of the kind of events that were occurring.

Generated By

PDE logging subsystem.

For Whom

System Support Representative.

Notes

This message is only written to the log file and DBS event log. It does not appear on the console.

Remedy

If the events that were logged before they started being discarded indicate a real problem, contact the Global Support Center. Otherwise, no response is needed.

12111

Message

One or more user category events have been discarded.

Explanation

Too many user category events were being received, so some of them have been discarded. Preceding log messages for user category events should give a fair sample of the kind of events that were occurring.

Generated By

PDE logging subsystem.

For Whom

System Support Representative.

Notes

This message is only written to the log file and DBS event log. It does not appear on the console.

Remedy

If the events that were logged before they started being discarded indicate a real problem, contact the Global Support Center. Otherwise, no response is needed.

12112

Message

One or more occurrence category events have been discarded.

Explanation

Too many occurrence category events were being received, so some of them have been discarded. Preceding log messages for occurrence events should give a fair sample of the kind of events that were occurring.

Generated By

PDE logging subsystem.

For Whom

System Support Representative.

Notes

This message is only written to the log file and DBS event log. It does not appear on the console.

Remedy

If the events that were logged before they started being discarded indicate a real problem, contact the Global Support Center. Otherwise, no response is needed.

12113

Message

One or more abnormality category events have been discarded.

Explanation

Too many abnormality category events were being received, so some of them have been discarded. Preceding log messages for abnormality events should give a fair sample of the kind of events that were occurring.

Generated By

PDE logging subsystem.

For Whom

System Support Representative.

Notes

This message is only written to the log file and DBS event log. It does not appear on the console.

Remedy

If the events that were logged before they started being discarded indicate a real problem, contact the Global Support Center. Otherwise, no response is needed.

12114

Message

User event number %d is invalid.

Explanation

A user task (as opposed to a kernel driver) attempted to log an unknown event code, or an event that can only be logged by the kernel.

Generated By

PDE logging subsystem.

For Whom

System Support Representative.

Notes

This event normally causes an automatic DBS restart. The associated stack trace will help the Global Support Center determine the exact cause of the failure.

Remedy

Contact the Global Support Center.

12115

Message

A kernel panic occurred: %s

Explanation

An unrecoverable error occurred within the kernel. The message contains a string giving the reason for the panic.

Generated By

PDE logging subsystem.

For Whom

System Support Representative.

Notes

This error forces the node to reboot.

Remedy

Contact the Global Support Center.

12116

Message

%s

Explanation

This message is only logged to the DBS event table. It is used to capture the operating system console messages written through /dev/osm and put them in the DBS log table.

Generated By

PDE logging subsystem.

For Whom

Operator, System Administrator, or System Support Representative.

Notes

None

Remedy

If the text of the message indicates a serious problem, or if it appears to be associated with other abnormal system behavior, contact the Global Support Center. Otherwise, no response is needed.

12122

Message

%s

Explanation

This event code is used by various programs to insert an arbitrary line of text into the log. These messages are typically simple informational text.

Generated By

PDE logging subsystem.

For Whom

System Support Representative.

Notes

This message is only written to the log file and DBS event log. It does not appear on the console.

Remedy

In most cases, no response is needed. If the message appears to be associated with some sort of abnormal behavior, report the problem to the Global Support Center.

12123

Message

A task snapshot dump has been taken for event number %d.

Explanation

This event is logged when a program requests a snapshot dump of itself. It is for informational purposes only.

Generated By

PDE logging subsystem.

For Whom

System Support Representative.

Notes

None

Remedy

If this is reported for an unknown reason, contact the Global Support Center. Otherwise, no response is needed.

12124

Message

A vproc snapshot dump has been taken for event number %d.

Explanation

This event is logged when a program requests a snapshot dump of its virtual processor. It is for informational purposes only.

Generated By

PDE logging subsystem.

For Whom

System Support Representative.

Notes

None

Remedy

If this is reported for an unknown reason, contact the Global Support Center. Otherwise, no response is needed.

12126

Message

The system is stopped for event number %d because the BreakStop flag is set in the Control GDO. Attach the system debugger to continue.

Explanation

This message is issued when an unexpected fatal event is reported and the BreakStop flag is set in the Control GDO and the system debugger is not attached to the system. The purpose of the BreakStop flag is to stop the system when it is about to do an unplanned reset so that the problem can be debugged. If the debugger is already attached, it will catch the event automatically; the BreakStop flag is irrelevant in that case. But if the debugger is not attached, the system is stopped and this message is issued to inform the operator that the debugger must be attached.

Generated By

PDE logging subsystem.

For Whom

Operator.

Notes

None

Remedy

Attach the system debugger and examine the reason for the failure. If on-line debugging is not desired, attach the system debugger and continue the system to allow it to reset as if it had not been stopped. If the BreakStop flag had not been intentionally set, turn it off with ctl.

12127

Message

This Node is about to panic.

Explanation

This event is used to collect the DBS crash dump and the NT crash dump. The box will crash after the DBS dump is taken. This event might not be logged because NT did not flush the cache to the disk before it panic'ed.

Generated By

PDE logging subsystem.

For Whom

System Support Representative.

Notes

None

Remedy

Contact the global support centre.

12128

Message

The DBS is not responding.

Explanation

This event signifies that the DBS has exceeded the wait time of a sample job querying on DBS. This logevent is not meant the system is going down or panic. It's simply a notice.

Generated By

PDE logging subsystem.

For Whom

System Support Representative.

Notes

None

Remedy

Contact the global support centre.

12130

Message

Panic data bundle ready event.

Explanation

This event indicates a panic report file is available in the Server Management DDB bundle directory.

Generated By

tddumpalert

For Whom

Teradata Global Support Center.

Notes

None

Remedy

N/A

12131

Message

Panic dumplook data bundle ready event.

Explanation

This event indicates a dumplook report file is available in the Server Management DDB bundle directory.

Generated By

dumplook.sh

For Whom

Teradata Global Support Center.

Notes

None

Remedy

N/A

12132

Message

Panic alert event.

Explanation

This event is logged after a node recovers from a panic and a new dump is detected. It contains a plain text report about the panic incident. It is for informational purposes only.

Generated By

teradata-dumpcheck script.

For Whom

Teradata Global Support Center.

Notes

None

Remedy

N/A

12139

Message

The database has forced a TPA restart. Restart reason is: %s

Explanation

This event is logged when the TPA is intentionally restarted, either by the operator or some DBS diagnostic command.

Generated By

PDE restart.

For Whom

Operator.

Notes

None

Remedy

None. This message is for information only.

12160

Message

The pending messages on DBS well-known mailboxes are not progressing.

Explanation

This event signifies that the DBS has exceeded the timeout on processing the pending messages on well-known mailboxes and it indicates DBS is hung. This logevent is not meant the system is going down or panic. It's simply a notice.

Generated By

PDE logging subsystem.

For Whom

System Support Representative.

Notes

None

Remedy

Contact the global support centre.

12192

Message

ERRLOGTESTFSYS logged

Explanation

This event is reserved for use in PDE internal tests.

Generated By

PDE logging subsystem.

For Whom

System Support Representative.

Notes

None

Remedy

This event should never occur at a customer site. If it does, contact the Global Support Center.

12193

Message

ERRLOGTEST1: Logevent occurred in %s, line %d.

Explanation

This event is reserved for use in logging subsystem tests.

Generated By

PDE logging subsystem.

For Whom

System Support Representative.

Notes

This message is only written to the log file and DBS event log. It does not appear on the console. The associated stack trace will help the Global Support Center determine the exact cause of the failure.

Remedy

This event should never occur at a customer site. If it does, contact the Global Support Center.

12194

Message

ERRLOGTEST2: Logevent occurred in %s, line %d.

Explanation

TBD

Generated By

PDE logging subsystem.

For Whom

System Support Representative.

Notes

The associated stack trace will help the Global Support Center determine the exact cause of the failure.

Remedy

This event should never occur at a customer site. If it does, contact the Global Support Center.

12195

Message

ERRLOGTEST3: Logevent occurred in %s, line %d.

Explanation

This event is reserved for use in logging subsystem tests.

Generated By

PDE logging subsystem.

For Whom

System Support Representative.

Notes

This message is only written to the log file and DBS event log. It does not appear on the console. The associated stack trace will help the Global Support Center determine the exact cause of the failure.

Remedy

This event should never occur at a customer site. If it does, contact the Global Support Center.

12196

Message

ERRLOGTEST4: Logevent occurred in %s, line %d.

Explanation

This event is reserved for use in logging subsystem tests.

Generated By

PDE logging subsystem.

For Whom

System Support Representative.

Notes

The associated stack trace will help the Global Support Center determine the exact cause of the failure.

Remedy

This event should never occur at a customer site. If it does, contact the Global Support Center.

12198

Message

A test event was signaled.

Explanation

This event is reserved for use in logging subsystem tests.

Generated By

PDE logging subsystem.

For Whom

System Support Representative.

Notes

This message is only written to the log file and DBS event log. It does not appear on the console. The associated stack trace will help the Global Support Center determine the exact cause of the failure.

Remedy

This event should never occur at a customer site. If it does, contact the Global Support Center.

12199

Message

Kernel event number %d is invalid.

Explanation

A PDE kernel driver attempted to log an undefined event code. This indicates a PDE kernel driver bug.

Generated By

PDE logging subsystem.

For Whom

System Support Representative.

Notes

This error forces the node to reboot.

Remedy

Contact the Global Support Center.

12300

Message

Unable to collect trace due to lack of memory %s

Explanation

The thread responsible for merging trace data from the per-cpu buffer files is unable to allocate memory required for the attempt. Trace collection may be re-tried at a later time.

Generated By

PDE tracing subsystem, tra_kollect thread..

For Whom

Field Engineer.

Notes

None

Remedy

This message indicates that PDEMAIN is running out of memory. The trace daemon thread or trace collection thread has failed. PDE must be stopped and re-started to clear up the out-of-memory condition

12301

Message

Trace collection prematurely terminated due to %s PDE error event code: %d OS event code: %d

Explanation

A thread responsible for merging trace entries from the per-cpu buffer files has detected an error that prevents successful completion of this operation. The attempt has been terminated.

Generated By

PDE tracing subsystem, tra_kollect thread.

For Whom

Field Engineer.

Notes

None

Remedy

This message indicates that the collect daemon thread has encountered a condition that has caused it to abandon its attempt to merge the trace buffers. Collection may be retried later, after the condition has been cleared up.

12302

Message

Trace collection disabled due to %s PDE error event code: %d OS event code: %d

Explanation

One of the threads responsible for collection of trace data has encountered an error condition that requires the thread to be terminated. No further trace collection is possible, but the system is functional otherwise.

Generated By

PDE tracing subsystem, tra_kollect or tradaemon thread.

For Whom

Field Engineer.

Notes

None

Remedy

This message indicates that the collect daemon or the trace daemon thread has encountered an unrecoverable error condition and terminated. No trace collection is possible until PDE is stopped and restarted.

12303

Message

Trace subsystem internal error.

Explanation

A PDE kernel service has attempted to add a trace entry from an elevated system protection level (IRQL > DISPATCH_LEVEL on Windows), or before the trace subsystem has been fully initialized. The trace is not collected.

Generated By

PDE tracing subsystem.

For Whom

Field Engineer.

Notes

None

Remedy

This message indicates that a minor PDE program logic error. It has no effect on normal system operation, except that an expected internal trace has not been collected.

12911

Message

Devi detected RCB Bad Op.

Explanation

An unsupported RCB op command was detected by the BNS device interface. This is a PDE kernel bug.

Generated By

BNS Device Interface (devi).

For Whom

System Support Representative.

Notes

This error forces the node to reboot.

Remedy

This event should never occur. If it does, contact the Global Support Center.

12914

Message

Devi detected MakeService Error.

Explanation

The BNS device interface received an unknown return code from MakeService.

Generated By

BNS Device Interface (devi).

For Whom

System Support Representative.

Notes

This error forces the node to reboot.

Remedy

This event should never occur. If it does, contact the Global Support Center.

13003

Message

this is a non-TPA node.

Explanation

This node was not found in the desired TPA node list. It is assumed to be a non-TPA node.

Generated By

BNS Config subsystem.

For Whom

System Support Representative.

Notes

This event indicates the node is a non-TPA node.

Remedy

No action is needed for non-TPA nodes. If this event occurs on a TPA node, the vconfig info may be invalid.

13004

Message

invalid Node ID.

Explanation

This error might occur during unexpected network errors. The most likely cause would be a reconfiguration of the network during the Config service.

Generated By

BNS Config subsystem.

For Whom

System Support Representative.

Notes

This event forces the node down.

Remedy

Contact the Global Support Center if the frequency of the message is abnormally high.

13005

Message

this node is a late joiner.

Explanation

A coordinator node has been selected and it is too late for this node to participate in the configured TPA.

Generated By

BNS Config subsystem.

For Whom

System Support Representative.

Notes

This event forces the node down.

Remedy

Restart the TPA to add in the node.

13006

Message

split net detected.

Explanation

The Config service will generate this event if it cannot see a majority of TPA nodes. This is intended to prevent multiple TPAs from accessing the database at the same time.

Generated By

BNS Config subsystem.

For Whom

System Support Representative.

Notes

This event forces the node down.

Remedy

Too many nodes may be offline or there may be a network problem preventing this node from seeing the minimum number of nodes needed for a TPA. Use the Bynet utilities to verify the network configuration.

13007

Message

unable to transmit.

Explanation

The Config service was unable to transmit its data because of an unrecoverable error. The most likely cause would be a destination node being down or a reset in progress.

Generated By

BNS Config subsystem.

For Whom

System Support Representative.

Notes

This event forces the node down.

Remedy

Contact the Global Support Center.

13008

Message

coordinator has a bad TPA node list.

Explanation

This error indicates the net configuration has changed since the coordinator last examined the network. One or more nodes in the TPA list are unreachable. This event may occur during TPA resets.

Generated By

BNS Config subsystem.

For Whom

System Support Representative.

Notes

This event forces a TPA restart.

Remedy

Contact the Global Support Center if the frequency of the message is abnormally high.

13009

Message

Config service is busy.

Explanation

A new config cycle has been started before the current one has completed. This event can only happen if multiple ntosinit processes are running.

Generated By

BNS Config subsystem.

For Whom

System Support Representative.

Notes

This event forces the node down.

Remedy

Stop all ntosinit processes before restarting the TPA.

13010

Message

this node has been dropped from the TPA.

Explanation

The coordinator has determined that this node cannot participate in the TPA because it cannot reach all selected TPA nodes.

Generated By

BNS Config subsystem.

For Whom

System Support Representative.

Notes

This event forces the node down.

Remedy

Use the Bynet utilities to verify the network configuration. Restart the TPA to add the node when the problem has been resolved.

13011

Message

cannot get an RCB.

Explanation

RCB resources have been depleted and the requested operation failed.

Generated By

BNS Config subsystem.

For Whom

System Support Representative.

Notes

This error forces the node down.

Remedy

Restart the TPA to add in the node.

13012

Message

BLLI version mismatch.

Explanation

The PDE driver and BLLI driver were built with different versions of BLLI header files.

Generated By

BNS Config subsystem.

For Whom

System Support Representative.

Notes

This error forces the node down.

Remedy

Install compatible versions of BLLI and PDE.

13013

Message

Config initialization did not complete.

Explanation

The system failed to create the necessary synchronization EVENT object to complete initialization.

Generated By

BNS Config subsystem.

For Whom

System Support Representative.

Notes

This error forces the node down.

Remedy

Restart PDE. Contact the Global Support Center if this problem persists.

13014

Message

TPA reset generated by Bynet driver.

Explanation

A reset has occurred due to a change in the TPA configuration. This error is usually caused by a TPA node dropping offline.

Generated By

BNS Config subsystem.

For Whom

System Support Representative.

Notes

This event forces a TPA restart.

Remedy

Examine all TPA nodes to determine which node caused the reset. Contact the Global Support Center if the cause of the reset is unknown or unexpected.

13015

Message

System Reset Initiated by the Block queue Daemon.

Explanation

Block queue daemon is used to queue blocked services. It has detected an Operating System error which makes it unable to proceed.

Generated By

BNS Config subsystem Block queue daemon.

For Whom

System Support Representative.

Notes

This error forces the node to reboot.

Remedy

Contact the Global Support Center.

13016

Message

this node is a standby and has been dropped from the TPA.

Explanation

The coordinator has determined that this node is a standby that can be dropped from the TPA.

Generated By

BNS Config subsystem.

For Whom

System Support Representative.

Notes

This event forces the node down.

Remedy

None needed.

13017

Message

node %s is out of the configuration.

Explanation

A node which was defined on the configuration originally is now no longer connected. Either this node is no longer talking to the BYNET or it's currently in a panic, or non-recoverable state.

Generated By

BNS Config subsystem.

For Whom

System Support Representative.

Notes

None

Remedy

Check the status of the node, and bring it back on-line again if necessary. If it was set intentionally then this is normal; no action is needed.

13018

Message

%s.

Explanation

This event is informational. It is logged during TPA startup to report how many nodes are online and how many are down. If one or more standby nodes have been configured this event also reports how many standby nodes are being used, how many are available, and the total number of nodes in the system.

Generated By

BNS Config subsystem.

For Whom

System Support Representative.

Notes

None

Remedy

No action is needed.

13020

Message

Standby node %s local standby flag not set.

Explanation

This event is informational. It is logged during TPA startup by the coordinator in the event that a node that has been marked as a standby in the coordinator's vconfig GDO isn't marked as a standby in the node's vconfig GDO. The status of the node is ambiguous and consequently the node will be included in the TPA despite the fact that it has been marked as a standby in the coordinator's vconfig GDO.

Generated By

BNS Config subsystem.

For Whom

System Support Representative.

Notes

None

Remedy

No action is needed.

13021

Message

this node has been dropped from the TPA because it is illegal.

Explanation

The coordinator has determined that this node cannot participate in the TPA because to do so would be illegal. Either an attempt has been made to bring more than four nodes into the TPA in an entry level system, or an attempt has been made to bring more than sixteen storage-connected nodes connected to a BYA32 into the TPA. Neither of these configurations is supported.

Generated By

BNS Config subsystem.

For Whom

System Support Representative.

Notes

This event forces the node down.

Remedy

Do not attempt to bring more than four nodes into the TPA in an entry level system. Do not attempt to bring more than sixteen storage-connected nodes connected to a BYA32 into the TPA.

13022

Message

Node count is bad.

Explanation

tpastart_netconfig() passed a bad reconcile node count to tdnconfig().

Generated By

BNS Config subsystem.

For Whom

System Support Representative.

Notes

This error forces the node down.

Remedy

Restart PDE. Contact the Global Support Center if this problem persists.

13023

Message

GDO node count is bad.

Explanation

tpastart_netconfig() passed a bad GDO node count to tdnconfig().

Generated By

BNS Config subsystem.

For Whom

System Support Representative.

Notes

This error forces the node down.

Remedy

Restart PDE. Contact the Global Support Center if this problem persists.

13100

Message

LZS not installed

Explanation

The DBS requested an LZS operation, but the required hardware or software is not installed.

Generated By

PDE LZS Services.

For Whom

DBS developers.

Notes

None

Remedy

N/A

13101

Message

LZS cannot allocate memory

Explanation

The DBS requested an LZS operation, but the required memory cannot be allocated.

Generated By

PDE LZS Services.

For Whom

DBS developers.

Notes

None

Remedy

N/A

13102

Message

LZS operation failed

Explanation

The DBS requested an LZS operation, and the operation failed.

Generated By

PDE LZS Services.

For Whom

DBS developers.

Notes

None

Remedy

N/A

13103

Message

Invalid LZS flags

Explanation

The DBS passed invalid flags to lzop().

Generated By

PDE LZS Services.

For Whom

DBS developers.

Notes

None

Remedy

N/A

13104

Message

Invalid LZS address

Explanation

The DBS passed an invalid address to lzop().

Generated By

PDE LZS Services.

For Whom

DBS developers.

Notes

None

Remedy

N/A

13105

Message

Invalid LZS length

Explanation

The DBS passed an invalid length to lzsopt().

Generated By

PDE LZS Services.

For Whom

DBS developers.

Notes

None

Remedy

N/A

13106

Message

LZS cannot hash

Explanation

The DBS requested a hash buffer when requesting an LZS decode operation. Hashing is only supported for LZS encode operations.

Generated By

PDE LZS Services.

For Whom

DBS developers.

Notes

None

Remedy

N/A

13107

Message

Invalid LZS data

Explanation

The DBS passed invalid data to lzop().

Generated By

PDE LZS Services.

For Whom

DBS developers.

Notes

None

Remedy

N/A

13108

Message

LZS not configured correctly

Explanation

The DBS requested an LZS operation that cannot be satisfied by the LZS driver as currently configured.

Generated By

PDE LZS Services.

For Whom

DBS developers.

Notes

None

Remedy

N/A

13109

Message

LZS busy

Explanation

The DBS requested an LZS operation that cannot be satisfied by the LZS driver because the hardware is currently busy.

Generated By

PDE LZS Services.

For Whom

DBS developers.

Notes

None

Remedy

N/A

13374

Message

MakeService bad subop

Explanation

The BNS transport subsystem detected an unsupported subop while decoding the RCB to create a transport service.

Generated By

BNS Transport subsystem.

For Whom

System Support Representative.

Notes

This error forces the node to reboot.

Remedy

This event should never occur. If it does, contact the Global Support Center.

13378

Message

Subop:%d, TxError:%x

Explanation

BLM detected a transient/permanent error while executing the transport service specified by the Subop. The sender of the service is notified about the error when BLM calls TxError().

Generated By

BNS Transport subsystem.

For Whom

System Support Representative.

Notes

This message is only written to the log file and DBS event log. It does not appear on the console.

Remedy

This event is strictly an informational event if the error is a transient error; no action is required. However, if the error is a permanent error, it may be necessary to do a DBS restart or to replace the faulty hardware. Contact the Global Support Center if a DBS restart does not correct the problem.

13379

Message

Subop:%d, RxError:%x

Explanation

BLM detected a transient/permanent error while executing the transport service specified by the Subop. The sender of the service is notified about the error when BLM calls RxError().

Generated By

BNS Transport subsystem.

For Whom

System Support Representative.

Notes

This message is only written to the log file and DBS event log. It does not appear on the console.

Remedy

This event is strictly an informational event if the error is a transient error; no action is required. However, if the error is a permanent error, it may be necessary to do a DBS restart or to replace the faulty hardware. Contact the Global Support Center if a DBS restart does not correct the problem.

13380

Message

Receiver detected a deallocated channel for a channel directed message.

Explanation

Channel directed messages require the specific channel object to exist on the destination node(s) during transmission. In this case, the channel object has been deallocated and therefore no longer exists. This abnormal condition may happen if the database decides to abort a transaction.

Generated By

BNS Transport subsystem.

For Whom

System Support Representative.

Notes

None

Remedy

None; the message will be discarded by the sender.

13381

Message

COR: bad reply

Explanation

A transmitter error was detected by BLM and reported to the service.

Generated By

BNS Group and Transport subsystems.

For Whom

System Support Representative.

Notes

This error forces the node to reboot.

Remedy

This event should never occur. If it does, contact the Global Support Center.

13382

Message

Tune Bad subop:%x

Explanation

The BNS tune subsystem detected an unsupported subop while decoding the RCB to create a tune service.

Generated By

BNS Tune subsystem.

For Whom

System Support Representative.

Notes

This message is only written to the log file and DBS event log. It does not appear on the console.

Remedy

This event should never occur. If it does, contact the Global Support Center.

13383

Message

%x tune version mis-match TUNE_VERSION %x

Explanation

During an attempt to collect or tune PDE/BNS tunable statistics using the tdntune program, the software versions did not match.

Generated By

BNS Tune subsystem.

For Whom

System Support Representative.

Notes

This message is only written to the log file and DBS event log. It does not appear on the console.

Remedy

Since version mis-matches may be introduced by structure changes, a user of the tdntune program needs to get compatible packages installed or contact the Global Support Center for assistance.

13384

Message

COR exceeded max retry :%x

Explanation

Exceeded the number of attempts to execute a TuneSet(). The failure is caused by the receivers of TuneSet() being out of resources such as RCBs in SBR().

Generated By

BNS Tune subsystem.

For Whom

System Support Representative.

Notes

None

Remedy

This event should not occur. If it does, contact the Global Support Center.

13385

Message

TuneSet COR() a bad reply.

Explanation

The TuneSet COR() routine received an unexpected reply from its receiver.

Generated By

BNS Tune subsystem.

For Whom

System Support Representative.

Notes

This message is only written to the log file and DBS event log. It does not appear on the console.

Remedy

This event should never occur. If it does, it is most likely caused by a hardware glitch that corrupted the reply. Contact the Global Support Center if a DBS restart does not correct the problem.

13386

Message

TDN tunables updated on all nodes.

Explanation

TDN tunables have been updated on all nodes via TuneSet::CBR(). For informational purposes only - used to track tunable updates.

Generated By

TDN tune subsystem.

For Whom

System Support Representative.

Notes

This message is only written to the log file and DBS event log. It does not appear on the console.

Remedy

Informational only, no action required.

13387

Message

TDN tunables updated on local node.

Explanation

TDN tunables have been updated on the local node via TuneSet::SOR(). For informational purposes only - used to track tunable updates.

Generated By

TDN tune subsystem.

For Whom

System Support Representative.

Notes

This message is only written to the log file and DBS event log. It does not appear on the console.

Remedy

Informational only, no action required.

13388

Message

TDN stats cleared on all nodes.

Explanation

TDN stats have been cleared on all nodes via TuneSet::CBR(). For informational purposes only - used to track when stats are cleared.

Generated By

TDN stats subsystem.

For Whom

System Support Representative.

Notes

This message is only written to the log file and DBS event log. It does not appear on the console.

Remedy

Informational only, no action required.

13389

Message

TDN stats cleared on local node.

Explanation

TDN stats have been cleared on the local node via TuneSet::SOR(). For informational purposes only - used to track when stats are cleared.

Generated By

TDN stats subsystem.

For Whom

System Support Representative.

Notes

This message is only written to the log file and DBS event log. It does not appear on the console.

Remedy

Informational only, no action required.

13390

Message

Failed ImplicitGrpEnter - Group to enter was put.

Explanation

The group that was supposed to be entered no longer exists. This event may be due to a stale message left in the message queue, or a timing problem relating to group services.

Generated By

BNS Transport subsystem.

For Whom

System Support Representative.

Notes

This message is only written to the log file and DBS event log. It does not appear on the console.

Remedy

Contact the Global Support Center if the frequency of the message is abnormally high.

13391

Message

Service being deleted without releasing send buffer slot.

Explanation

The base service's Delete method detected the send buffer slot was not released. The slot is normally released during the COR or Flush. The Delete method will perform the release before freeing the service.

Generated By

PDE interconnect services.

For Whom

System Support Representative or Operator.

Notes

This message is only written to the log file and DBS event log. It does not appear on the console.

Remedy

Informational only, no action required.

13392

Message

Informational Event: one (or more) PDE message flow control tunable is set.

Explanation

New tunables have been set. For informational purposes only - used to track the tunable settings.

Generated By

BNS Tune subsystem.

For Whom

System Support Representative or Operator.

Notes

This message is only written to the log file and DBS event log. It does not appear on the console.

Remedy

Informational only, no action required.

13393

Message

Receiver detected a deallocated channel for a channel directed message.

Explanation

Channel directed messages require the specific channel object to exist on the destination node(s) during transmission. In this case, the channel object has been deallocated and therefore no longer exists. This abnormal condition may happen if the database decides to abort a transaction.

Generated By

BNS Transport subsystem.

For Whom

System Support Representative.

Notes

None

Remedy

warning message only. this is a diagnostic for dr 82163.

13394

Message

Receiver detected a deallocated channel for a channel directed message.

Explanation

Channel directed messages require the specific channel object to exist on the destination node(s) during transmission. In this case, the channel object has been deallocated and therefore no longer exists. This abnormal condition may happen if the database decides to abort a transaction.

Generated By

BNS Transport subsystem.

For Whom

System Support Representative.

Notes

None

Remedy

warning message only. this is a diagnostic for dr 82163.

13395

Message

Informational Event: A channel-directed message, which has an attached segment was discarded during transaction clean up.

Explanation

Channel directed messages require the specific channel object to exist on the destination node(s) during transmission. In this case, the channel object has been deallocated and therefore no longer exists. This abnormal condition may happen if the database decides to abort a transaction.

Generated By

BNS Transport subsystem.

For Whom

System Support Representative.

Notes

None

Remedy

warning message only. this is a diagnostic for dr 38894.

13397

Message

Group %u was put but still has members [%d, %d].

Explanation

grpput() is called to deallocate ("put") a group. If the group still has members when grpput() is called deallocation is deferred until the last member vproc calls grpleave() to leave the group. An event is logged if at least 10 minutes elapses and the group still hasn't been deallocated. This indicates that there is a problem in the DBS group management logic.

Generated By

BNS Group subsystem.

For Whom

System Support Representative.

Notes

None

Remedy

This event should not occur. If it does, contact the Global Support Center.

13398

Message

Channel %d was put but is still linked to a mailbox [%d, %d].

Explanation

chnput() is called to deallocate ("put") a channel. If the channel is still linked to a mailbox in one or more vprocs when chnput() is called deallocation is deferred until the last vproc unlinks the channel. An event is logged if at least 10 minutes elapses and the channel still hasn't been deallocated. This indicates that there is a problem in the DBS channel management logic.

Generated By

BNS Group subsystem.

For Whom

System Support Representative.

Notes

None

Remedy

This event should not occur. If it does, contact the Global Support Center.

13407

Message

Channel system reset from CUA = %X in slot %d

Explanation

OPLOUT Dropped on the channel.

Generated By

PDE channel interface driver.

For Whom

System Support Representative.

Notes

None

Remedy

The client TDP has issued a restart to the Channel resulting in a flush of the input and output queues of the Channel Adapter and Teradata Channel Driver. If the Channel reset was unexpected then contact the Global Support Center, otherwise ignore this message.

13414

Message

Slot = %d Undefined event %X from Channel Adapter

Explanation

The adapter delivered an undefined letter.

Generated By

PDE tchn channel driver.

For Whom

System Support Representative.

Notes

None

Remedy

Contact the Global Support Center.

13418

Message

TCHN: Write aborted by the Channel: CUA=%X SLOT=%d Reason: %s

Explanation

Write abort received - probable TDP termination.

Generated By

PDE channel interface driver.

For Whom

System Support Representative.

Notes

None

Remedy

If the frequency of the message is abnormally high, contact the Global Support Center.
Otherwise, ignore this message.

13419

Message

TCHN:Read aborted by the Channel: CUA=%X SLOT=%d Reason: %s

Explanation

Read abort received - probable TDP termination.

Generated By

PDE channel interface driver.

For Whom

System Support Representative.

Notes

None

Remedy

If the frequency of the message is abnormally high, contact the Global Support Center.
Otherwise, ignore this message.

13420

Message

SetWaitableTimer() failed to schedule function:%X function arg=%X time_delay=%d

Explanation

NT system call failed.

Generated By

PDE channel interface driver.

For Whom

System Support Representative.

Notes

None

Remedy

Determine why the Win32 call SetWaitableTimer() could not schedule the function. Contact the Global Support Center.

13426

Message

Protocol error:%X between msg subsystem and channel driver. mtype:%d &nsmiscargs=%X mp=%X

Explanation

An error was returned by PDE.

Generated By

PDE channel interface driver.

For Whom

System Support Representative.

Notes

None

Remedy

If the frequency of the message is abnormally high, contact the Global Support Center. Otherwise, ignore this message.

13429

Message

Host Channel Driver: line[%d] of %s Could not obtain %d bytes of user space memory.

Explanation

Process initialization failure - not enough memory.

Generated By

PDE channel interface driver.

For Whom

System Support Representative.

Notes

None

Remedy

This error prevents the Teradata Channel Protocol process from initializing. The channel interface will not go active on the node where this message was issued. Contact the Global Support Center.

13430

Message

Host Channel Driver: line[%d] of %s CreateEvent() returned error: %d.

Explanation

NT system call failed.

Generated By

PDE channel interface driver.

For Whom

System Support Representative.

Notes

None

Remedy

This error prevents the Teradata Channel Protocol process from initializing. The channel interface will not go active on the node where this message was issued. Contact the Global Support Center.

13431

Message

Teradata Channel Driver: fault %d, subtype %d on %s

Explanation

A hardware fault occurred on the adapter.

Generated By

PDE channel interface driver.

For Whom

System Support Representative.

Notes

None

Remedy

The adapter reported this error. The driver may have been able to recover from it, but the adapter is now offline and all its connections have been closed. Please check the driver's log file for more detailed messages about the error and the driver's attempts to recover from it.

13434

Message

Teradata Channel Driver: No response from adapter in slot = %d bus = %X. Channel interface traces have been captured automatically.

Explanation

The channel adapter is not responding.

Generated By

PDE channel interface driver.

For Whom

System Support Representative.

Notes

None

Remedy

This is the watchdog timeout error condition where the board has failed to communicate with the Driver after the Driver specifically requested a response. It may be possible to clear the problem by doing a POST test on all the affected boards, followed by a tpareset of the DBS system if it is up. Provide a copy of the tciproto logs and the automatically captured trace files to the Global Support Center for analysis.

13451

Message

Invalid checksum, calculated %X, received in message %X

Explanation

Data was corrupted in transit from the mainframe

Generated By

PDE host channel driver.

For Whom

System Support Representative.

Notes

None

Remedy

This error means that incoming data was corrupted while being transmitted from the TDP to the channel driver. Contact the Global Support Center; check the tciproto log file for additional messages that may explain this error. Monitor the adapter for other such errors; it may need to be replaced.

13452

Message

Invalid message type %X received from the adapter.

Explanation

A message with an unexpected type was received from the firmware

Generated By

PDE host channel driver.

For Whom

System Support Representative.

Notes

None

Remedy

This error means that the adapter firmware sent the driver a letter of a type that the driver was not prepared to handle. Contact the Global Support Center; check the tciproto log file for possible additional messages that may explain this error.

13460

Message

CreateMutex() lock allocation failed for %s

Explanation

NT system call failed.

Generated By

PDE host channel driver

For Whom

System Support Representative.

Notes

None

Remedy

This error prevents the Teradata Channel Protocol process from initializing. The channel interface will not go active on the node where this message was issued. Contact the Global Support Center.

13464

Message

IOreq: unknown type:%d cua=%d iorp=%X ctxp=%X

Explanation

TciProto internal error has occurred.

Generated By

PDE host channel driver

For Whom

System Support Representative.

Notes

None

Remedy

Internal Programming Error. Determine who sent the bad IO request or why it got corrupted. Contact the Support Center.

13468

Message

Message Subsystem failed to translate the message between the New format and the Old format. newaddrp=%X oldaddrp=%X addressclass=%X

Explanation

An error was returned by PDE.

Generated By

PDE channel driver

For Whom

System Support Representative.

Notes

None

Remedy

Determine why the message sub-system sent a bad message. If class == TRANSIENTADDR == 1 then newaddr->transientaddr.index must be less than 65535. Contact the Support Center.

13477

Message

Message Subsystem sent a message larger than supported by TCI size:%d maximum size=%d mp:%X

Explanation

Received a response message from PDE that is too large to process.

Generated By

PDE host channel driver

For Whom

System Support Representative.

Notes

None

Remedy

Determine why the message sub-system sent a bad message. Currently the upper limit is 64KB. Contact the Support Center.

13480

Message

Uncorrectable channel CRC error Slot = %d Port = %X

Explanation

An uncorrectable CRC error has occurred on the channel.

Generated By

PDE channel interface driver.

For Whom

System Support Representative.

Notes

None

Remedy

Contact the Global Support Center. Possible problem with the channel path for the affected devices, causing data integrity problems.

13482

Message

Slot = %d Channel Adapter taken out of service

Explanation

A transfer over the bus was corrupted. Probable hardware failure.

Generated By

PDE channel interface driver.

For Whom

System Support Representative.

Notes

None

Remedy

Probable hardware failure. Replace the channel adapter.

13484

Message

Teradata Channel Driver: fault %d, subtype %d on %s

Explanation

A soft fault occurred on the adapter.

Generated By

PDE channel interface driver.

For Whom

System Support Representative.

Notes

None

Remedy

The adapter firmware or kernel driver reported this error. The the channel interface was able to recover from it. Trace data may have been automatically saved. Please check the driver's log file for more detailed messages about the error and the driver's attempts to capture diagnostic data.

13485

Message

Teradata Channel Driver: error accessing TdTempDir %d, line %d path %s

Explanation

The repository for channel diagnostics and logs either does not exist or is write protected. Channel interface is disabled until the problem is corrected. Write access to the diagnostics directory is required for proper functioning of the Teradata Channel Interface.

Generated By

PDE channel interface driver.

For Whom

System Support Representative.

Notes

None

Remedy

Ensure that the directory TdTempDir/tchn/data exists and is not write protected.

13486

Message

Channel device went ONLINE to OFFLINE CUA = %X in slot %d

Explanation

An ONLINE channel device reported transitioning to offline by the channel adapter.

Generated By

PDE channel interface driver.

For Whom

System Support Representative.

Notes

None

Remedy

This event is normal and expected if the LPAR or mainframe owning the device is going down for an IPL. If the event was unexpected, contact the Global Support Center as there may be a problem with the channel path. Otherwise ignore this message.

13487

Message

Host Channel Driver: line[%d] of %s Could not obtain %d byte free list element.

Explanation

Parse GDO failure - internal free list exhausted.

Generated By

PDE channel interface driver.

For Whom

System Support Representative.

Notes

None

Remedy

This error prevents the Teradata Channel Protocol process from initializing. The channel interface will not go active on the node where this message was issued. Contact the Global Support Center.

13488

Message

Host Channel Driver: line[%d] of %s Could not allocate %d count NP context blocks.

Explanation

Start NP failure - internal context space exhausted.

Generated By

PDE channel interface driver.

For Whom

System Support Representative.

Notes

None

Remedy

This error prevents the Teradata Channel Protocol process from fully initializing. The channel interface will go active in a degraded mode on the node where this message was issued. Contact the Global Support Center.

13489

Message

Host Channel Driver: line[%d] of %s EnableMasterNP() returned error: %d.

Explanation

Internal service call failed.

Generated By

PDE channel interface driver.

For Whom

System Support Representative.

Notes

None

Remedy

This error prevents the Teradata Channel Protocol process from fully initializing. The channel interface will go active in a degraded mode on the node where this message was issued. Contact the Global Support Center.

13490

Message

Host Channel Driver: NP migrated from node [%d] to node %d.

Explanation

Informational only: an ECS hosted NP has migrated from a own to an up node.

Generated By

PDE channel interface driver.

For Whom

System Support Representative.

Notes

None

Remedy

Informational only. One or more ECS hosted channel connections are now being managed from a node other than the preferred node recorded in vconfig. Connection will revert to the preferred node when that node rejoins the configuration.

13491

Message

Host Channel Driver: line[%d] of %s PDE service call returned %d error.

Explanation

Initialization failure - PDE service call error.

Generated By

PDE channel interface driver.

For Whom

System Support Representative.

Notes

None

Remedy

This error prevents the Teradata Channel Protocol process from initializing. The channel interface will not go active on the node where this message was issued. Contact the Global Support Center.

13600

Message

ERRDMPNOSPACE: This event should not be logged.

Explanation

This event is never entered into the event log. It is used internally by the PDE dump tool to report a kernel data file that is too small.

Generated By

PDE dump facility.

For Whom

System Support Representative.

Notes

None

Remedy

None needed.

13602

Message

%s

Explanation

This event reports a failure to copy kernel data into a PDE dump. It probably indicates either an internal logic error in the PDE DMP tool or memory corruption in the PDE kernel driver. The message text gives additional information about the data that was being dumped.

Generated By

PDE dump facility.

For Whom

System Support Representative.

Notes

None

Remedy

This error only occurs when taking a PDE crashdump as a consequence of some other error. When reporting that problem, also note that the dump failed and give the reason as shown in the associated log message.

13604

Message

Shortage of TD Dump Slots has been detected.

Explanation

There are less than 2 free TD Dump Slots remaining on this node. As there are no free dump slots available, this will result in failure of the creation of next Dump(s).

Generated By

PDE dmpdriver tool

For Whom

System Support Representative.

Notes

None

Remedy

Save or delete TD Dumps that are queued up by using the csp command.

13605

Message

Current ctl setting allow only 1 more dump to be captured. Clear/Save the dumps in dump directory or increase the limit in control gdo

Explanation

Number of dumps in the dump directory is 1 less than the maximum specified value in the control gdo. Dump creation will be failed after a dump is created successfully.

Generated By

PDE dump facility.

For Whom

System Support Representative.

Notes

None

Remedy

Clear the dumps in dump directory either by saving them using csp tool or by deleting the unnecessary dumps or increase the "Maximum Dumps" value in control gdo

13606

Message

Clear/Save the dumps in the dump directory or increase the limit in control gdo. Otherwise the next dump creation would fail

Explanation

Number of dumps in the dump directory has reached/exceeded the maximum specified value in the control gdo. Dump capturing will be failed after this.

Generated By

PDE dump facility.

For Whom

System Support Representative.

Notes

None

Remedy

Clear the dumps in dump directory either by saving them, using csp tool or by deleting the unnecessary dumps or increase the "Maximum Dumps" value in control gdo

13699

Message

DMP internal error

Explanation

This event indicates an internal logic error in the DMP tool. It should never be logged in the field.

Generated By

PDE dump facility.

For Whom

System Support Representative.

Notes

None

Remedy

Contact the Global Support Center.

13700

Message

Cannot allocate memory for PDE initialization.

Explanation

There is not enough physical memory available to start PDE. If this ever occurs, it is most likely after a DBS restart when the node has been up for an extended period, and something has not been releasing memory when it should.

Generated By

PDE Initialization.

For Whom

System Support Representative.

Notes

This event aborts PDE startup, causing an automatic retry. After three failures, PDE stops retrying and remains down. The associated stack trace will help the Global Support Center determine the exact cause of the failure.

Remedy

An operating system shutdown and reboot should clear up the problem. However, this is probably caused by a memory leak in PDE reset or startup logic, which should be reported to the Global Support Center.

13701

Message

Invalid relative vproc number.

Explanation

The relative vproc number passed on an internal PDE driver service call is invalid. This either indicates a bug in PDE or memory corruption caused by the DBS.

Generated By

PDE Initialization.

For Whom

System Support Representative.

Notes

This event aborts PDE startup, causing an automatic retry. After three failures, PDE stops retrying and remains down.

Remedy

An operating system shutdown and reboot may clear up the problem. However, this is probably caused by an error in PDE startup logic, which should be reported to the Global Support Center.

13707

Message

PDE startup synchronization point timed out on this node.

Explanation

At various points during PDE initialization, a synchronization is performed to ensure that all nodes have reached that point before continuing. If some node has not yet reached a given sync point, the other nodes will wait until it does. To prevent the system from hanging, each sync point has a timeout interval. If the timeout expires before all nodes reach the sync point, the other nodes will log this event to restart PDE initialization.

Generated By

PDE Initialization.

For Whom

System Support Representative.

Notes

This event aborts PDE startup, causing an automatic retry. After three failures, PDE stops retrying and remains down. The associated stack trace will help the Global Support Center determine the exact cause of the failure.

Remedy

This indicates a PDE startup problem on some other node. Check their logs to find the real error and respond accordingly.

13709

Message

User not authorized for PDE control service.

Explanation

A privileged system call that should only be made by the PdeMain program was called by some other user.

Generated By

PDE Initialization.

For Whom

System Support Representative.

Notes

None

Remedy

Report the problem to the Global Support Center.

13711

Message

Cannot enter a group.

Explanation

A grpenter() service call returned an error that prevents PDE initialization from continuing. This indicates a bug in PDE initialization logic.

Generated By

PDE Initialization.

For Whom

System Support Representative.

Notes

This event aborts PDE startup, causing an automatic retry. After three failures, PDE stops retrying and remains down. The associated stack trace will help the Global Support Center determine the exact cause of the failure.

Remedy

An operating system shutdown and reboot may clear up the problem. However, this is probably caused by a bug in PDE startup logic, which should be reported to the Global Support Center.

13713

Message

Cannot get number of members in a group.

Explanation

A grpcount() service call returned an error that prevents PDE initialization from continuing. This indicates a bug in PDE initialization logic.

Generated By

PDE Initialization.

For Whom

System Support Representative.

Notes

This event aborts PDE startup, causing an automatic retry. After three failures, PDE stops retrying and remains down. The associated stack trace will help the Global Support Center determine the exact cause of the failure.

Remedy

An operating system shutdown and reboot may clear up the problem. However, this is probably caused by a bug in PDE startup logic, which should be reported to the Global Support Center.

13715

Message

NTP status polling thread failed to start.

Explanation

Temporal support requires NTP to be operational, but the thread in pdmain to verify that NTP remains running while the DBS is active failed to start.

Generated By

PDE Initialization.

For Whom

System Support Representative.

Notes

None

Remedy

An operating system shutdown and reboot may clear up the problem. However, this is probably caused by a bug in PDE startup logic, which should be reported to the Global Support Center.

13716

Message

The TPA node list file could not be written.

Explanation

An error occurred attempting to create a new file containing a list of TPA candidate nodes. This list is created in parallel on all nodes. The node that reports the error is not necessarily the one where it occurred.

Generated By

PDE Initialization.

For Whom

System Support Representative.

Notes

None

Remedy

This is most likely caused by disk space exhaustion on some node. Verify that the disk containing the tdTemp directory is not full on any node of the system, then try restarting PDE.

13717

Message

Cannot set a channel.

Explanation

A `chnget()` service call returned an error that prevents PDE initialization from continuing. This indicates a bug in PDE initialization logic.

Generated By

PDE Initialization.

For Whom

System Support Representative.

Notes

This event aborts PDE startup, causing an automatic retry. After three failures, PDE stops retrying and remains down. The associated stack trace will help the Global Support Center determine the exact cause of the failure.

Remedy

An operating system shutdown and reboot may clear up the problem. However, this is probably caused by a bug in PDE startup logic, which should be reported to the Global Support Center.

13718

Message

Cannot initialize the `getpma` structure area.

Explanation

An error occurred while attempting to initialize the structure returned by the `tosgetpma()` service, which is managed as a GDO. This indicates a bug in PDE initialization logic.

Generated By

PDE Initialization.

For Whom

System Support Representative.

Notes

This event aborts PDE startup, causing an automatic retry. After three failures, PDE stops retrying and remains down. The associated stack trace will help the Global Support Center determine the exact cause of the failure.

Remedy

An operating system shutdown and reboot may clear up the problem. However, this is probably caused by a bug in PDE startup logic, which should be reported to the Global Support Center.

13720

Message

Cannot read the VConfig GDO.

Explanation

An error occurred while attempting to read the VConfig Globally Distributed Object. This indicates a bug in PDE initialization logic.

Generated By

PDE Initialization.

For Whom

System Support Representative.

Notes

This event aborts PDE startup, causing an automatic retry. After three failures, PDE stops retrying and remains down. The associated stack trace will help the Global Support Center determine the exact cause of the failure.

Remedy

An operating system shutdown and reboot may clear up the problem. However, this is probably caused by a bug in PDE startup logic, which should be reported to the Global Support Center.

13721

Message

Cannot write the VConfig GDO.

Explanation

An error occurred while attempting to write the VConfig Globally Distributed Object. This indicates a bug in PDE initialization logic.

Generated By

PDE Initialization.

For Whom

System Support Representative.

Notes

This event aborts PDE startup, causing an automatic retry. After three failures, PDE stops retrying and remains down. The associated stack trace will help the Global Support Center determine the exact cause of the failure.

Remedy

An operating system shutdown and reboot may clear up the problem. However, this is probably caused by a bug in PDE startup logic, which should be reported to the Global Support Center.

13724

Message

Cannot initialize the VprocConfig GDO.

Explanation

An error occurred while attempting to initialize the VprocConfig Globally Distributed Object. This indicates a bug in PDE initialization logic.

Generated By

PDE Initialization.

For Whom

System Support Representative.

Notes

This event aborts PDE startup, causing an automatic retry. After three failures, PDE stops retrying and remains down. The associated stack trace will help the Global Support Center determine the exact cause of the failure.

Remedy

An operating system shutdown and reboot may clear up the problem. However, this is probably caused by a bug in PDE startup logic, which should be reported to the Global Support Center.

13725

Message

Cannot read the VprocConfig GDO.

Explanation

An error occurred while attempting to read the VprocConfig Globally Distributed Object. This indicates a bug in PDE initialization logic.

Generated By

PDE Initialization.

For Whom

System Support Representative.

Notes

This event aborts PDE startup, causing an automatic retry. After three failures, PDE stops retrying and remains down. The associated stack trace will help the Global Support Center determine the exact cause of the failure.

Remedy

An operating system shutdown and reboot may clear up the problem. However, this is probably caused by a bug in PDE startup logic, which should be reported to the Global Support Center.

13726

Message

Cannot write the VprocConfig GDO.

Explanation

An error occurred while attempting to write the VprocConfig Globally Distributed Object. This indicates a bug in PDE initialization logic.

Generated By

PDE Initialization.

For Whom

System Support Representative.

Notes

This event aborts PDE startup, causing an automatic retry. After three failures, PDE stops retrying and remains down. The associated stack trace will help the Global Support Center determine the exact cause of the failure.

Remedy

An operating system shutdown and reboot may clear up the problem. However, this is probably caused by a bug in PDE startup logic, which should be reported to the Global Support Center.

13727

Message

Cannot initialize the Kernel GDO.

Explanation

An error occurred while attempting to initialize the Kernel Globally Distributed Object. This indicates a bug in PDE initialization logic.

Generated By

PDE Initialization.

For Whom

System Support Representative.

Notes

This event aborts PDE startup, causing an automatic retry. After three failures, PDE stops retrying and remains down. The associated stack trace will help the Global Support Center determine the exact cause of the failure.

Remedy

An operating system shutdown and reboot may clear up the problem. However, this is probably caused by a bug in PDE startup logic, which should be reported to the Global Support Center. should be reported to the Global Support Center.

13728

Message

Cannot initialize the Control GDO.

Explanation

An error occurred while attempting to initialize the Control Globally Distributed Object. This indicates a bug in PDE initialization logic.

Generated By

PDE Initialization.

For Whom

System Support Representative.

Notes

This event aborts PDE startup, causing an automatic retry. After three failures, PDE stops retrying and remains down. The associated stack trace will help the Global Support Center determine the exact cause of the failure.

Remedy

An operating system shutdown and reboot may clear up the problem. However, this is probably caused by a bug in PDE startup logic, which should be reported to the Global Support Center.

13729

Message

Cannot read the Control GDO.

Explanation

An error occurred while attempting to read the Control Globally Distributed Object. This indicates a bug in PDE initialization logic.

Generated By

PDE Initialization.

For Whom

System Support Representative.

Notes

This event aborts PDE startup, causing an automatic retry. After three failures, PDE stops retrying and remains down. The associated stack trace will help the Global Support Center determine the exact cause of the failure.

Remedy

An operating system shutdown and reboot may clear up the problem. However, this is probably caused by a bug in PDE startup logic, which should be reported to the Global Support Center.

13730

Message

Cannot write the Control GDO.

Explanation

An error occurred while attempting to write the Control Globally Distributed Object. This indicates a bug in PDE initialization logic.

Generated By

PDE Initialization.

For Whom

System Support Representative.

Notes

This event aborts PDE startup, causing an automatic retry. After three failures, PDE stops retrying and remains down. The associated stack trace will help the Global Support Center determine the exact cause of the failure.

Remedy

An operating system shutdown and reboot may clear up the problem. However, this is probably caused by a bug in PDE startup logic, which should be reported to the Global Support Center.

13731

Message

Cannot initialize the V2P GDO.

Explanation

An error occurred while attempting to initialize the Virtual-to-Physical table Globally Distributed Object. This indicates a bug in PDE initialization logic.

Generated By

PDE Initialization.

For Whom

System Support Representative.

Notes

This event aborts PDE startup, causing an automatic retry. After three failures, PDE stops retrying and remains down. The associated stack trace will help the Global Support Center determine the exact cause of the failure.

Remedy

An operating system shutdown and reboot may clear up the problem. However, this is probably caused by a bug in PDE startup logic, which should be reported to the Global Support Center.

13732

Message

Cannot read the V2P GDO.

Explanation

An error occurred while attempting to read the Virtual-to-Physical table Globally Distributed Object. This indicates a bug in PDE initialization logic. The associated stack trace will help the Global Support Center determine the exact cause of the failure.

Generated By

PDE Initialization.

For Whom

System Support Representative.

Notes

This event aborts PDE startup, causing an automatic retry. After three failures, PDE stops retrying and remains down.

Remedy

An operating system shutdown and reboot may clear up the problem. However, this is probably caused by a bug in PDE startup logic, which should be reported to the Global Support Center.

13733

Message

Cannot write the V2P GDO.

Explanation

An error occurred while attempting to write the Virtual-to-Physical table Globally Distributed Object. This indicates a bug in PDE initialization logic.

Generated By

PDE Initialization.

For Whom

System Support Representative.

Notes

This event aborts PDE startup, causing an automatic retry. After three failures, PDE stops retrying and remains down. The associated stack trace will help the Global Support Center determine the exact cause of the failure.

Remedy

An operating system shutdown and reboot may clear up the problem. However, this is probably caused by a bug in PDE startup logic, which should be reported to the Global Support Center.

13736

Message

Cannot initialize the Hashmap GDO.

Explanation

An error occurred while attempting to initialize the Hashmap Globally Distributed Object. This indicates a bug in PDE initialization logic.

Generated By

PDE Initialization.

For Whom

System Support Representative.

Notes

This event aborts PDE startup, causing an automatic retry. After three failures, PDE stops retrying and remains down. The associated stack trace will help the Global Support Center determine the exact cause of the failure.

Remedy

An operating system shutdown and reboot may clear up the problem. However, this is probably caused by a bug in PDE startup logic, which should be reported to the Global Support Center.

13742

Message

Cannot write the getpma structure area.

Explanation

An error occurred while attempting to write the structure returned by the `tosgetpma()` service, which is managed as a GDO. This indicates a bug in PDE initialization logic.

Generated By

PDE Initialization.

For Whom

System Support Representative.

Notes

This event aborts PDE startup, causing an automatic retry. After three failures, PDE stops retrying and remains down. The associated stack trace will help the Global Support Center determine the exact cause of the failure.

Remedy

An operating system shutdown and reboot may clear up the problem. However, this is probably caused by a bug in PDE startup logic, which should be reported to the Global Support Center.

13743

Message

VConfig GDO does not match actual hardware.

Explanation

The node ID for one of the nodes in the system is not defined in the VConfig GDO.

Generated By

PDE Initialization.

For Whom

System Support Representative.

Notes

This event aborts PDE startup, causing an automatic retry. After three failures, PDE stops retrying and remains down.

Remedy

Rerun PUT to correct the problem and restart PDE.

13744

Message

Cannot initialize the System GDO.

Explanation

An error occurred while attempting to initialize the System Globally Distributed Object. This indicates a bug in PDE initialization logic.

Generated By

PDE Initialization.

For Whom

System Support Representative.

Notes

This event aborts PDE startup, causing an automatic retry. After three failures, PDE stops retrying and remains down. The associated stack trace will help the Global Support Center determine the exact cause of the failure.

Remedy

An operating system shutdown and reboot may clear up the problem. However, this is probably caused by a bug in PDE startup logic, which should be reported to the Global Support Center.

13745

Message

Cannot read the System GDO.

Explanation

An error occurred while attempting to read the System Globally Distributed Object. This indicates a bug in PDE initialization logic.

Generated By

PDE Initialization.

For Whom

System Support Representative.

Notes

This event aborts PDE startup, causing an automatic retry. After three failures, PDE stops retrying and remains down. The associated stack trace will help the Global Support Center determine the exact cause of the failure.

Remedy

An operating system shutdown and reboot may clear up the problem. However, this is probably caused by a bug in PDE startup logic, which should be reported to the Global Support Center.

13746

Message

Cannot write the System GDO.

Explanation

An error occurred while attempting to write the System Globally Distributed Object. This indicates a bug in PDE initialization logic.

Generated By

PDE Initialization.

For Whom

System Support Representative.

Notes

This event aborts PDE startup, causing an automatic retry. After three failures, PDE stops retrying and remains down. The associated stack trace will help the Global Support Center determine the exact cause of the failure.

Remedy

An operating system shutdown and reboot may clear up the problem. However, this is probably caused by a bug in PDE startup logic, which should be reported to the Global Support Center.

13748

Message

Cannot write the Kernel GDO.

Explanation

An error occurred while attempting to write the Kernel Globally Distributed Object. This indicates a bug in PDE initialization logic.

Generated By

PDE Initialization.

For Whom

System Support Representative.

Notes

This event aborts PDE startup, causing an automatic retry. After three failures, PDE stops retrying and remains down. The associated stack trace will help the Global Support Center determine the exact cause of the failure.

Remedy

An operating system shutdown and reboot may clear up the problem. However, this is probably caused by a bug in PDE startup logic, which should be reported to the Global Support Center.

13749

Message

NTP failed on this node.

Explanation

PDE detected an NTP (Network Time Protocol) failure. The prior log message gives additional information about the cause of the failure. Temporal support requires NTP to be operational, so the TPA is restarted to bring Teradata back up without this node.

Generated By

PDE Initialization.

For Whom

System Support Representative.

Notes

None

Remedy

Fix the problem with NTP, then issue a TPA restart to bring this node back into the Teradata configuration once NTP is operational on it again.

13755

Message

Cannot lock the VprocConfig GDO.

Explanation

An error occurred while attempting to lock the VprocConfig Globally Distributed Object. This indicates a bug in PDE initialization logic.

Generated By

PDE Initialization.

For Whom

System Support Representative.

Notes

This event aborts PDE startup, causing an automatic retry. After three failures, PDE stops retrying and remains down.

Remedy

An operating system shutdown and reboot may clear up the problem. However, this is probably caused by a bug in PDE startup logic, which should be reported to the Global Support Center.

13759

Message

Excess tasks started by PDE

Explanation

PDE initiated a TPA shutdown because the number of tasks it is creating exceeded the NPROC parameter for this node.

Generated By

PDE Initialization.

For Whom

System Support Representative.

Notes

None

Remedy

Check vproc task requirements in /tpasw/etc/tpastartup and number of vprocs in /ntos/vconfig.out. If this combination exceeds the operating system NPROC parameter, adjust these values or increase the NPROC tunable parameter using idtune. Given that the default limit is in excess of what is needed for any recommended configuration, this may be caused by an error during PDE package installation. If so, redoing the pkgadd will solve the problem.

13760

Message

Insufficient swap space to start all vprocs assigned to this node.

Explanation

TPA start-up is aborted because the swap space required to run all the vprocs assigned to the node exceeds the available swap space on the node.

Generated By

PDE Initialization.

For Whom

System Support Representative.

Notes

None

Remedy

If this occurs because two or more nodes in the clique are down, this is the expected behaviour. Wait until the down nodes are back up, then restart PDE on all nodes. If this occurs in a configuration where the database is expected to be able to run, configure additional swap space on all nodes.

13761

Message

Excess nodes found in clique.

Explanation

Too many nodes are assigned to a single clique in Vconfig GDO. A clique can support a maximum of 16 nodes.

Generated By

PDE Initialization.

For Whom

System Support Representative.

Notes

None

Remedy

Correct the configuration and then restart PDE. This could also be due to corruption of the VConfig GDO. Run `vconfig -x` to display the configuration info in this GDOs. If it is not correct, rerun `vconfig` and force a TPA restart.

13763

Message

Unable to create vproc %d global file:

Explanation

The global data file for the specified vproc could not be created.

Generated By

PDE Initialization.

For Whom

System Support Representative.

Notes

None

Remedy

N/A

13764

Message

Excess vprocs found in V2P GDO.

Explanation

Too many virtual processors are assigned to a single node. A node can support a maximum of 128 vprocs.

Generated By

PDE Initialization.

For Whom

System Support Representative.

Notes

None

Remedy

Correct the configuration and then restart PDE. This could also be due to corruption of the VConfig or VprocConfig GDO. Run vconfig -x and vprocgdo to display these GDOs. If they are not correct, rerun vconfig and force a TPA restart.

13765

Message

PDE device driver global data not present.

Explanation

The PDE kernel data area has not been allocated when a PDE service call is made. This indicates a bug in PDE initialization or shutdown logic.

Generated By

PDE Initialization.

For Whom

System Support Representative.

Notes

None

Remedy

Contact the Global Support Center.

13766

Message

Cannot allocate space in the node global file.

Explanation

There is no more space available in the node global file for dynamic data allocation.

Generated By

PDE Initialization.

For Whom

System Support Representative.

Notes

None

Remedy

Contact the Global Support Center.

13767

Message

A msgkmsg request issued during TPA startup failed.

Explanation

The TPA startup coordinator issues several msgkmsg requests to collect information from all nodes for purposes such as GDO updates. One of these requests returned an error. This indicates a bug in PDE initialization logic.

Generated By

PDE Initialization.

For Whom

System Support Representative.

Notes

None

Remedy

Contact the Global Support Center.

13768

Message

TPA startup aborted due to startup.txt file errors

Explanation

TPA startup did not complete due to one or more errors in a startup.txt file. The specific errors are described by previous log entries.

Generated By

PDE Initialization.

For Whom

System Support Representative.

Notes

None

Remedy

Correct the errors in the startup.txt files and restart PDE.

13770

Message

Unable to start Teradata Virtual Storage vproc(s).

Explanation

During the Teradata Virtual Storage startup phase of PDE initialization, PDE waits for Teradata Virtual Storage initialization to complete. If Teradata Virtual Storage initialization times out or fails, this message is displayed and a tpareset occurs.

Generated By

PDE Initialization.

For Whom

System Support Representative.

Notes

This event aborts PDE startup, causing an automatic retry. After three failures, PDE stops retrying and remains down. Specific problems related to Teradata Virtual Storage startup are described by previous log entries and the Teradata Virtual Storage allocator and agent trace log files.

Remedy

This indicates a Teradata Virtual Storage startup problem on this or some other node. Check their logs and Teradata Virtual Storage trace log files to find the real error and respond accordingly.

13771

Message

Automatically restarting TPA to join newly started replacement nodes

Explanation

Cloud-based systems may need to launch new nodes to replace ones that have crashed or failed to join the TPA for some other reason. After replacement nodes have been started, a TPA restart is initiated by logging this event to bring them into the TPA.

Generated By

PDE restart.

For Whom

System Support Representative.

Notes

None

Remedy

None. This is normal in cloud systems after nodes go down.

13772

Message

License Daemon Monitor failed to start.

Explanation

Teradata requires Lincense Enforcement Module to be operational on certain platforms but the thread in pdomain to verify that license daemon remains running while the DBS is active failed to start.

Generated By

PDE Initialization.

For Whom

System Support Representative.

Notes

None

Remedy

Contact the Global Support Center.

13773

Message

License Daemon failed on this node.

Explanation

PDE detected multiple License Daemon check failures. The prior log and trace messages may give additional information about previous failure. TPA support requires license daemon to be operational, so the TPA is restarted to bring Teradata back up without this node.

Generated By

PDE Initialization.

For Whom

System Support Representative.

Notes

None

Remedy

Contact the Global Support Center.

13800

Message

Too many memory allocations during TPA initialization.

Explanation

PDE initialization keeps track of the memory it allocates so the memory can be release if initialization fails. It uses a fixed sized table to do this, with what should be more than enough entries, so if this error occurs, it indicates a bug in PDE initialization logic.

Generated By

PDE Initialization.

For Whom

System Support Representative.

Notes

This event aborts PDE startup, causing an automatic retry. After three failures, PDE stops retrying and remains down.

Remedy

An operating system shutdown and reboot may clear up the problem. However, this is probably caused by a bug in PDE startup logic, which should be reported to the Global Support Center.

13802

Message

Attempt to start %s in vproc %d failed with error code %d.

Explanation

The indicated program could not be started for the reason given. If the program is marked as required in the startup file that defines it, a TPA restart is initiated. Otherwise, startup continues without the program running.

Generated By

PDE Initialization.

For Whom

System Support Representative.

Notes

None

Remedy

Contact the Global Support Center.

13804

Message

Unknown OneNodeAction in Control GDO. Defaulting to commit immediately to disk.

Explanation

The One Node Action flag specified in the Control GDO is not one of the expected values. Since this field is normally only ever set by programs which validate the field contents before saving it, this may indicate that the Control GDO has been corrupted.

Generated By

PDE Initialization.

For Whom

System Support Representative.

Notes

PDE initialization continues, with the default One Node Action set to commit immediately to disk, which ensures database integrity. However, if this was caused by a corruption of the Control GDO, other unpredictable errors may occur.

Remedy

Check the Control GDO setting using `ctl`. If all other fields appear to be intact, change the One Node Action to the desired setting. If other fields appear to be corrupted, use the default command to restore all fields to normal values, then redo any site-specific changes to default settings. Or, remove the `control.gdo` in the Teradata configuration directory and reboot the operating system to generate a default Control GDO from scratch.

13805

Message

Required node not available for vproc %d.

Explanation

The VConfig GDO specifies that the virtual processor run on a particular node, and that node is not currently running.

Generated By

PDE Initialization.

For Whom

System Support Representative.

Notes

The specified vproc is not started, but PDE initialization otherwise continues normally. However, the lack of this vproc may lead to other problems during DBS startup.

Remedy

When the required node for a vproc is back up, force a TPA restart to get the vproc running again. Verify that the vproc actually requires a specific node; if not, use `vconfig` utility to alter the vproc definition to make it movable. This could also be due to corruption of the VConfig or VprocConfig GDO. Run `vconfig -x` and `vprocgdo` to display these GDOs. If they are not correct, rerun `vconfig` and force a TPA restart.

13806

Message

No more nodes are available for vproc %d assignment.

Explanation

The TPA startup logic could not find a node where the specified virtual processor could be started. This probably indicates corruption of the VConfig or VprocConfig GDO.

Generated By

PDE Initialization.

For Whom

System Support Representative.

Notes

None

Remedy

This could also be due to corruption of the VConfig or VprocConfig GDO. Run vconfig -x and vprocgdo to display these GDOs. If they are not correct, rerun vconfig and force a TPA restart.

13807

Message

The operating system error %d returned attempting to locate /dev/cid. PDE will run with no console.

Explanation

The /dev/cid device must be defined in order for the DBS console daemons which communicate with the DBW database console window to be started. That device does not exist.

Generated By

PDE Initialization.

For Whom

System Support Representative.

Notes

PDE initialization continues without starting the console daemon. The database will come up but DBW cannot be used.

Remedy

If the system was not intentionally set up to run with no console, define the console devices and force a TPA restart. Console devices are normally created by the pkgadd for PDE. The

safest way to create them if they are missing is to redo the pkgadd and reboot the operating system.

13809

Message

Console timeout.

Explanation

PDE initialization normally waits for the DBS console daemon to start before going on to start any program which might try to communicate with DBW. It timed out waiting for this to happen, which probably means that the console daemon aborted almost immediately after being started.

Generated By

PDE Initialization.

For Whom

System Support Representative.

Notes

PDE initialization continues without waiting for the console to start. The database will come up but DBW probably cannot be used.

Remedy

Check the console and/or error log for a previous message from the cnscim program that indicates the reason for the error. If there is such a message, take appropriate action to correct the problem and force a TPA restart. Otherwise, an operating system shutdown and reboot may clear up the problem.

13810

Message

Vconfig GDO is missing or corrupt.

Explanation

The VConfig GDO was missing or empty when PDE initialization was attempted.

Generated By

PDE Initialization.

For Whom

System Support Representative.

Notes

This error aborts PDE initialization; the VConfig GDO is required in order to bring up PDE.

Remedy

If this is a new system that has not been configured for Teradata, doing that will correct the problem. If vconfig.gdo is lost on a node of an existing system, copy it from another node, or recreate it from the vconfig.txt file by running the vconfig utility. GDOs can also be recovered from backup copied in the Backup directory.

13811

Message

Vproc %d cannot be removed.

Explanation

A virtual processor has been removed from the VConfig GDO, but the vproc cannot be removed from the system because it is not in NewProc state.

Generated By

PDE Initialization.

For Whom

System Support Representative.

Notes

Initialization continues, but the vproc in question is retained in the VprocConfig GDO, which may lead to unexpected behavior.

Remedy

To remove the vproc, change its state to NewProc using vprocmanager and force a TPA restart. If the vproc should not be removed, use configuration utility to put it back into the configuration.

13815

Message

Application not started because all AMPs are in NewProc or Fatal state.

Explanation

Any vproc whose state is NewProc or Fatal cannot be started. Currently, all AMPs are in one or the other of those states. Without AMPs, the database cannot be accessed, so TPA initialization is aborted. PDE is up, but the DBS is not running.

Generated By

PDE Initialization.

For Whom

System Support Representative.

Notes

None

Remedy

If the system is newly installed, or the database is being recreated from scratch, this is normal. Continue with system initialization by running sysinit, config (if needed), and reconfig. as described in the Field Support Guide. If this happens because all vprocs have gone into Fatal state, examine the error log files to see why the vprocs failed. Correct the problem, set the vprocs to Online state with vprocmanager, and force a TPA restart.

13816

Message

Application not started because the Start DBS flag is off in the Control GDO.

Explanation

The Start DBS flag is off in the Control GDO. Since the purpose of this flag is to allow PDE to come up without starting the database, that is what happened. The Start DBS flag is normally set by the operator with ctl. However, certain errors during PDE initialization implicitly set this flag to off, as noted in the message text for those events.

Generated By

PDE Initialization.

For Whom

System Support Representative.

Notes

None

Remedy

If the Start DBS flag is off intentionally, this is normal, no action is needed. If the Start DBS flag was off due to some other error, correct that problem, reset the flag, and force a TPA restart. If it is not known why the flag is off, try setting the flag and forcing a TPA restart. If it had been off due to an error which has not since been fixed, the same error will occur again.

13821

Message

Crash loop detected during TPA initialization.

Explanation

In order to prevent PDE initialization from looping forever when an error prevents it from completing, it is only automatically restarted three times. After three unsuccessful initialization attempts, this message is issued and restart attempts are discontinued, leaving PDE down.

Generated By

PDE Initialization.

For Whom

System Support Representative.

Notes

None

Remedy

Examine the error log to determine the reason for the initialization failures. Correct the problem as described under the message for the event causing the failure, then restart PDE initialization.

13823

Message

Cannot access node list from reconcile:

Explanation

The file which communicates the node list determined by software version reconciliation process back to PDE Initialization could not be accessed. This typically indicates a failure during the reconciliation process. A previous event reported by the reconcile program may

give additional information. PDE initialization proceeds using the local copy of the VConfig GDO to provide a list of all TPA nodes that are configured in the system.

Generated By

PDE Initialization.

For Whom

System Support Representative.

Notes

None

Remedy

Look for a preceding error message from the reconciliation program to determine the actual cause of the problem. If the TPA comes up correctly despite this error, this message can be ignored.

13824

Message

TPA reset occurred during PDE initialization (PDE event code 033-%d-00).

Explanation

PDE initialization was aborted because one of the programs started during the initialization process aborted, causing a TPA restart. The event code shown in the message identifies the event that was reported to the initialization task; this may help identify what state the task was in when it was informed of the reset.

Generated By

PDE Initialization.

For Whom

System Support Representative.

Notes

This event aborts PDE startup, causing an automatic retry. After three failures, PDE stops retrying and remains down.

Remedy

Examine the error log file, find the message issued by the task that caused the restart, and proceed accordingly. Once the problem is resolved, restart PDE.

13825

Message

The VConfig GDO is obsolete.

Explanation

The version field in the VConfig GDO indicates that it was not created by the current vconfig utility. Either the GDO was created by an obsolete version of vconfig and not converted, or the contents of the GDO have been destroyed.

Generated By

PDE Initialization.

For Whom

System Support Representative.

Notes

This event aborts PDE initialization.

Remedy

Rerun vconfig to create a good vconfig GDO, then restart PDE.

13826

Message

StartDebug flag set in Control GDO. Application will not run until the system debugger is attached.

Explanation

The StartDebug flag in the Control GDO can be used to debug problems early in DBS initialization. When this flag is set, the DBS start-up programs are put into execution, but not allowed to run until the system debugger is attached. The programs can then be continued under control of the debugger to catch the problem. This message is issued when PDE initialization reaches the point that the debugger can be attached when the StartDebug flag is set.

Generated By

PDE Initialization.

For Whom

System Support Representative.

Notes

None

Remedy

Attach the system debugger, do whatever preparation is needed for debugging, and continue system execution. If on-line debugging is not desired, attach the system debugger and immediately detach it to allow the system to come up normally. If the StartDebug flag had not been intentionally set, turn it off with ctl.

13827**Message**

%s not started: No Control vproc defined for %s (type %d) vprocs.

Explanation

The /tdsw/etc/tpastartup file identifies a program to be started in the control vproc for a given vproc type, but there is no control vproc for that type of vproc. Therefore, the program was not started.

Generated By

PDE Initialization.

For Whom

System Support Representative.

Notes

TPA startup continues, but the TPA may not come up, or may come up with some facility unavailable, depending on which program could not be started.

Remedy

Verify that the appropriate vprocs exist and are in runnable states. If all vprocs of the type shown are in fatal state, put them back online with vprocmanager after fixing the problem that made them fatal, and force a TPA restart. In case of doubt, report the problem to the Global Support Center.

13828**Message**

Reconcile failed: Cannot open output file:

Explanation

The file which communicates the result of the software version reconciliation process back to PDE Initialization could not be opened. This typically indicates a failure during the reconciliation process. A previous event reported by the reconcile program may give additional information.

Generated By

PDE Initialization.

For Whom

System Support Representative.

Notes

None

Remedy

Look for a preceding error message from the reconciliation program to determine the actual cause of the problem. An operating system shutdown and reboot may clear up the problem. However, this is probably caused by a bug in PDE startup logic, which should be reported to the Global Support Center.

13829

Message

Reconcile failed: Cannot read output file:

Explanation

The file which communicates the result of the software version reconciliation process back to the main PDE initialization program exists and could be opened, but an error occurred trying to read from it. This typically indicates a failure during the reconciliation process. A previous event reported by the reconcile program may give additional information.

Generated By

PDE Initialization.

For Whom

System Support Representative.

Notes

None

Remedy

Look for a preceding error message from the reconciliation program to determine the actual cause of the problem. An operating system shutdown and reboot may clear up the problem. However, this is probably caused by a bug in PDE startup logic, which should be reported to the Global Support Center.

13830**Message**

Reconcile failed: Timeout waiting for reconcile to complete.

Explanation

PDE initialization gave up waiting for the software version reconciliation process to complete. This typically indicates that the reconcile aborted or is hung. A previous event reported by the tmsd task may give additional information.

Generated By

PDE Initialization.

For Whom

System Support Representative.

Notes

None

Remedy

Look for a preceding error message from the reconciliation program to determine the actual cause of the problem. An operating system shutdown and reboot may clear up the problem. However, this is probably caused by a bug in PDE startup logic, which should be reported to the Global Support Center.

13831**Message**

Too many vprocs assigned to node to start vproc %d.

Explanation

The specified vproc cannot be started because the maximum allowable number of vprocs have already been started that node. This is most likely due to assigning too many vprocs to a single clique. When all nodes in the clique are up, vprocs can be distributed among them

without exceeding the limit, but when only one node in the clique is up, there are too many vprocs to be migrated to that node.

Generated By

PDE Initialization.

For Whom

System Support Representative.

Notes

The specified vproc is not started, but PDE initialization otherwise continues normally. However, the lack of this vproc may lead to other problems during DBS startup.

Remedy

This is probably due to an incorrect PDE configuration. This could also be due to corruption of the VConfig or VprocConfig GDO. Run `vconfig -x` and `vprocgdo` to display these GDOs. If they are not correct, rerun `vconfig` and force a TPA restart.

13833

Message

PDE has been shut down on this node.

Explanation

This node did not restart PDE in response to a restart request received from another node because PDE has been explicitly stopped by the operator on this node.

Generated By

PDE Initialization.

For Whom

Operator.

Notes

This event aborts PDE startup on this node.

Remedy

If PDE is supposed to be stopped on this node, no action is needed. Otherwise, restart PDE on the node. If that aborts because the node is reported as a late joiner, force a TPA restart to get the node back into the TPA configuration.

13837

Message

Error in startup file: Too many TPA states defined. File: %s line %d Line: %s

Explanation

An error was detected processing one of the PDE startup specification files. The file name and line number where the error occurred are shown, along with the text of the line. The maximum number of TPA state and substates have already been defined. This entry is ignored.

Generated By

PDE Initialization.

For Whom

System Support Representative.

Notes

None

Remedy

Site-specific startup files should not define these constructs, so this error should not occur in the field. If it does, contact the Global Support Center for assistance.

13838

Message

Error in startup file: %s File: %s line %d Line: %s

Explanation

The specified error was detected processing one of the PDE startup specification files. The file name and line number where the error occurred are shown, along with the text of the line, up to the point just before the error was detected; the word in error is typically the one following the text shown. The error is typically a generic syntax error, which probably indicates a misspelled keyword, unexpected punctuation, a number where a word was expected or vice versa, or some other unexpected construct in the file.

Generated By

PDE Initialization.

For Whom

System Support Representative.

Notes

None

Remedy

If the error occurred in the site's own startup specification file in the PDE Configuration directory, correct the error and restart PDE. If the error is in the startup file for one of the Teradata components, contact the Global Support Center for assistance in correcting the problem.

13839

Message

Error in startup file: Identifier already defined File: %s line %d Line: %s

Explanation

An error was detected processing one of the PDE startup specification files. The file name and line number where the error occurred are shown, along with the text of the line. The specified vproc type or GDO number has already been defined, possibly in another startup file that was processed previously.

Generated By

PDE Initialization.

For Whom

System Support Representative.

Notes

None

Remedy

If the error occurred in the site's own startup specification file in the PDE Configuration directory, correct the error and restart PDE. If the error is in the startup file for one of the Teradata components, contact the Global Support Center for assistance in correcting the problem.

13840

Message

Error in startup file: Invalid identifier File: %s line %d Line: %s

Explanation

An error was detected processing one of the PDE startup specification files. The file name and line number where the error occurred are shown, along with the text of the line. The specified vproc type, GDO, partition or state number is not within the range of values allowed. Vproc types range from 0 to 15. GDO numbers range from 1 to 44. Partition numbers range from 0 to 47. State and substate numbers range from 0 to 255.

Generated By

PDE Initialization.

For Whom

System Support Representative.

Notes

None

Remedy

If the error occurred in the site's own startup specification file in the PDE Configuration directory, correct the error and restart PDE. If the error is in the startup file for one of the Teradata components, contact the Global Support Center for assistance in correcting the problem.

13841

Message

Error in startup file: Invalid GDO size File: %s line %d Line: %s

Explanation

An error was detected processing one of the PDE startup specification files. The file name and line number where the error occurred are shown, along with the text of the line. The maximum size specified for a GDO is too large. No GDO can exceed 4 MB in size.

Generated By

PDE Initialization.

For Whom

System Support Representative.

Notes

None

Remedy

Site-specific startup files should not define these constructs, so this error should not occur in the field. If it does, contact the Global Support Center for assistance.

13842**Message**

Error in startup file: Missing or invalid GDO name File: %s line %d Line: %s

Explanation

An error was detected processing one of the PDE startup specification files. The file name and line number where the error occurred are shown, along with the text of the line. The name for a GDO is either missing for a GDO that requires one, or, if the name is specified, it is too long. A name is required for all GDOs except for ones marked as resident and non-permanent.

Generated By

PDE Initialization.

For Whom

System Support Representative.

Notes

None

Remedy

Site-specific startup files should not define these constructs, so this error should not occur in the field. If it does, contact the Global Support Center for assistance.

13843**Message**

Error in startup file: Unknown variable name File: %s line %d Line: %s

Explanation

An error was detected processing one of the PDE startup specification files. The file name and line number where the error occurred are shown, along with the text of the line. The variable name specified in a SET specification is not one of the variables that can be set. Legal SET variables include: tpareconciletimeout Seconds to wait for reconcile process to finish tpacnstimeout Seconds to wait for console daemon to start tpacrashcleartimeout Minutes before clearing global crash count tpaminsynctimeout Minimum sync point timeout in seconds tpanetdelay Maximum netconfig phase delay in seconds tpavprcrashlimit

Per-vproc crash count limit tpasyscrashlimit Systemwide crash count limit tpastoptimeout
Seconds to wait for tasks to stop for debugging or a dump tpakilltimeout Seconds to wait for
tasks to die before forcibly killing them msgconsbox Message consumer mailbox number
msgconsprt Message consumer partition msgconsvprtype Message consumer vproc type
msgprodprt Message producer partition msgprodvprtype Message producer vproc type
segfilesize Number of 256MB chunks of segment space fsgminampslots Min 128KB FSG
slots per AMP fsgmaxampslots Max 128KB FSG slots per AMP fsgpagespervproc Pages per
vproc that FSG will not use tpamaxnets Number of networks tested for a split net tpadumpwait
Set nonzero to enable waiting for dumps to complete tpanetwait Max secs for all nodes to
appear on net tpabootwait Additional sec for boot startups tpaselwait Max secs to a select
coordinator pdeassert Set nonzero to debug assert conditions

Generated By

PDE Initialization.

For Whom

System Support Representative.

Notes

None

Remedy

If the name of a SET variable is misspelled, correct the spelling and restart PDE. If the cause of the problem is unclear, contact the Global Support Center for assistance.

13844

Message

Error in startup file: State or substate already defined. File: %s line %d Line: %s

Explanation

The specified application state or substate has already been defined by a preceding line in a setup file.

Generated By

PDE Initialization.

For Whom

System Support Representative.

Notes

None

Remedy

Contact the Global Support Center.

13847

Message

Error in startup file: Unknown system family name File: %s line %d Line: %s

Explanation

An error was detected processing one of the PDE startup specification files. The file name and line number where the error occurred are shown, along with the text of the line. The variable name specified in a MIPSFACTOR specification is not a supported system family name.

Generated By

PDE Initialization.

For Whom

System Support Representative.

Notes

None

Remedy

If the name of a MIPSFACTOR family name is misspelled, correct the spelling and restart PDE. If the cause of the problem is unclear, contact the Global Support Center for assistance.

13848

Message

Error in startup file: Cannot set ENV variable: File: %s line %d Line: %s

Explanation

An error was detected processing one of the PDE startup specification files. The file name and line number where the error occurred are shown, along with the text of the line. The operating system reported an error when trying to set an environment variable for an ENV specification.

Generated By

PDE Initialization.

For Whom

System Support Representative.

Notes

None

Remedy

Contact the Global Support Center.

13849

Message

Unable to write clean shutdown status into Teradata Virtual Storage map file %s for vproc %d due to a file %s error (errno %d).

Explanation

PDE was unable to write a clean shutdown status into the Teradata Virtual Storage map file for the specified vproc during a tpareset. This means that the Teradata Virtual Storage allocator will rebuild this file when the system comes back up from the reset.

Generated By

PDE Initialization.

For Whom

System Support Representative.

Notes

The tpareset continues as normal, though the Teradata Virtual Storage allocator will have to rebuild the Teradata Virtual Storage map file for this vproc when the system comes back up from the reset. This Teradata Virtual Storage map file rebuild is the same behavior that occurs when the system recovers from a node panic or catastrophic node power/hardware failure.

Remedy

Contact the Global Support Center.

13853

Message

Removing existing vproc %d.

Explanation

This event is logged when PDE initialization removes a virtual processor that is no longer defined in the system configuration.

Generated By

PDE Initialization.

For Whom

System Support Representative.

Notes

This message is only written to the log file and DBS event log. It does not appear on the console.

Remedy

None needed. This is for information only.

13857

Message

Application not started because the system-wide crash count has reached its limit.

Explanation

The system crash count is increment by PDE when a user/vproc level error logevent occurred. Once this count reached the predefined limit, PDE will try to come up without starting the database.

Generated By

PDE Initialization.

For Whom

System Support Representative.

Notes

None

Remedy

Look for preceding error events in the error log file to determine the actual cause of the problem. Correct the problem indicated and retry starting PDE.

13858

Message

Application not started because the Minimum Node Action or the Clique Failure option in the Control GDO is set to DBS Shutdown.

Explanation

PDE will not start DBS if the Minimum Node Action or the Clique Failure option is set to DBS Shutdown in the Control GDO and any Clique is down.

Generated By

PDE Initialization.

For Whom

System Support Representative.

Notes

None

Remedy

The Minimum Node Action or the Clique Failure option is normally set by the operator with ctl. If it was set intentionally then this is normal; no action is needed.

13859

Message

Application not started because the Minimum Node Action in the Control GDO is set to Clique-Down or DBS-Down.

Explanation

PDE will not start DBS if the Cliquedown flag is set in the Control GDO and any Clique is down.

Generated By

PDE Initialization.

For Whom

System Support Representative.

Notes

None

Remedy

The Single Node Clique option is normally set by the operator with ctl. If it was set intentionally then this is normal; no action is needed.

13860

Message

Default %s GDO created.

Explanation

A GDO that was missing or corrupted has been recreated with all default values by PDE start-up.

Generated By

PDE Initialization.

For Whom

System Support Representative.

Notes

None

Remedy

When PDE is first installed, or if the GDO was intentionally deleted, then this is normal; no action is needed.

13862

Message

Vproc type %d definition is changed.

Explanation

The site-specific startup file has overridden the definition of one of the standard vproc types. Vproc type specifications are not normally changed, but it is possible to do so in case special circumstances dictate the need for an override. Since this is an unusual condition, it is logged to alert site support personnel of the anomaly.

Generated By

PDE Initialization.

For Whom

System Support Representative.

Notes

None

Remedy

If the vproc type definition has been purposefully overridden, no action is needed. Otherwise, remove the offending line from the startup file in the PDE configuration directory.

13863

Message

PDE stopped by reconcile.

Explanation

Recond detected condition during the software reconciliation phase of PDE startup which requires PDE to be stopped. This happens most commonly on software version switch, when reconcile needs to stop the running version of PDE so that it can install and start a new one. It can also occur in other circumstances when the reconcile program decides PDE should not run on the node. There should be a previous message logged by reconcile giving the reason that it is stopping PDE.

Generated By

PDE Initialization.

For Whom

System Support Representative.

Notes

None

Remedy

If this occurs on a software version switch, no action is needed. This is an expected message in that case. Otherwise, look for a preceding log message from the recond program to determine the actual cause of the shutdown. If it is not apparent how to resolve the problem, contact the Global Support Center.

13864

Message

Minimum clique size set to %d nodes in the Control GDO.

Explanation

The Control GDO contains a field that specifies the minimum number of nodes that must be up in a clique. This field is automatically set to the number of nodes that must be up to run all of the vprocs that a node might be required to run, taking into account vproc migration when one or more nodes are down. PDE will not start if there are fewer nodes in a clique than this value. A site can modify this field to specify a higher number, but if it is set lower than the minimum threshold, it will be set back to that value on the next startup cycle.

Generated By

PDE Initialization.

For Whom

System Support Representative.

Notes

None

Remedy

None needed. This message normally appears when PDE first comes up after Teradata is installed on a system, or after the Control GDO has been deleted. If someone tries to set the minimum clique size to less than what is needed to support all of the vprocs in any clique, this message appears again on the next PDE startup cycle.

13865

Message

The system configuration requires all nodes in the clique to be up.

Explanation

Systems are normally configured in cliques such that database can run when one or more nodes are down by migrating vprocs to the remaining nodes in the clique. The current system configuration requires all nodes in this clique to be present in order to have enough memory to bring up all of the vprocs assigned to the clique. Therefore, loss of any node will prevent the database from starting.

Generated By

PDE Initialization.

For Whom

System Support Representative.

Notes

None

Remedy

The system will run correctly if all nodes in the clique are up, so no immediate action is required. However, in order to allow the database to run when a node is down, the system must be reconfigured to reduce the number of vprocs or the amount of memory needed per AMP, or to change the hardware configuration to allow more vprocs per node. See the description of event number 11085 for more information about the variables that go into the system size calculation.

13866

Message

Teradata was last up at %s, and cannot restart for %d seconds.

Explanation

The clock has been set back on this node to before Teradata last stopped. Temporal support requires the system time when Teradata starts to be greater than it was when Teradata was last running. Startup is delayed until small time warps expire, but startup aborts if the time difference is large.

Generated By

PDE Initialization.

For Whom

System Support Representative.

Notes

None

Remedy

If Teradata comes down on the node after this error, change the system time to exceed what it was when Teradata was last stopped before trying to restart it. This check can be overridden by removing tpalasttime.dat from tdConfig, but that risks database errors if temporal features are used.

13867

Message

NTP is not running on this node (ntp_status = %d, errno =)

Explanation

Temporal support requires the teradata-ntp package to be installed and operational, but it is not. Teradata will either shut down on this node, or will run with temporal support disabled.

Generated By

PDE Initialization.

For Whom

System Support Representative.

Notes

None

Remedy

Bring NTP up on this node, then issue a TPA restart to bring it back into the Teradata configuration. Teradata normally stops on nodes where NTP is not working. Creating a file named "temporaldisable" in the tdConfig directory will allow Teradata to run without NTP, but then Teradata temporal support will be disabled for the entire system when NTP is down on any node.

13868

Message

Teradata stopped on this node due to temporal support restrictions.

Explanation

Temporal support requires the teradata-ntp package to be installed and operational, and the system time when Teradata restarts to exceed what it was when Teradata was last up. Teradata shut down on this node because one of those conditions is not true, as indicated by a prior message.

Generated By

PDE Initialization.

For Whom

System Support Representative.

Notes

None

Remedy

Fix the problem (either install or start teradata-ntp, or change the system clock), then TPA restart will bring this node back into the configuration.

13869

Message

Invalid startup kmsg request type: %d

Explanation

The TPA startup coordinator issues several msgkmsg requests to collect information from all nodes for purposes such as GDO updates. A node received one of these requests that did not have one of the expected request types codes.

Generated By

PDE Initialization.

For Whom

System Support Representative.

Notes

None

Remedy

Do not attempt to change vdisks for a vproc that is not in NEWPROC state.

13870

Message

Vdisk %d not changed to %d because vproc %d state is not NEWPROC

Explanation

The list of vdisks associated with a vproc can only change when the vproc is in NEWPROC state.

Generated By

PDE Initialization.

For Whom

System Support Representative.

Notes

None

Remedy

Do not attempt to change vdisks for a vproc that is not in NEWPROC state.

13871

Message

HwPerfInfo.txt error: %s

Explanation

An error was detected in the HwPerfInfo.txt file in the tdconfig or pde/etc directory.

Generated By

PDE Initialization.

For Whom

System Support Representative.

Notes

None

Remedy

If the HwPerfInfo.txt file has been modified by hand, correct the error. If the file has not been intentionally modified, contact the Global Support Center for assistance.

13872

Message

Vconfig GDO uses undefined %s type %d

Explanation

An error was detected in the HwPerfInfo.txt file in the tdconfig. No definitions from this file will be used. Startup attempts to proceed using only hardcoded default hardware definitions.

Generated By

PDE Initialization.

For Whom

System Support Representative.

Notes

None

Remedy

If the HwPerfInfo.txt file has been modified by hand, correct the error. If the file has not been modified, contact the Global Support Center.

13873

Message

TPA startup aborted due to HwPerfInfo.txt file errors

Explanation

TPA startup aborted due to errors in the HwPerfInfo.txt file. The specific error is described by the previous message.

Generated By

PDE Initialization.

For Whom

System Support Representative.

Notes

None

Remedy

If the HwPerfInfo.txt file has been modified by hand, correct the error. If the file has not been modified, contact the Global Support Center.

13874

Message

Node heartbeat polling thread failed to start.

Explanation

Thread to poll the node status on bynet failed to start.

Generated By

PDE Initialization.

For Whom

System Support Representative.

Notes

None

Remedy

Contact the Global Support Center.

13875

Message

Node %s is missing from the bynet network.

Explanation

Node is missing from the bynet network list. Either this node is no longer talking to the BYNET or it's currently in a panic, or non-recoverable state. Please take corrective action.

Generated By

PDE Initialization.

For Whom

System Support Representative.

Notes

None

Remedy

Contact the Global Support Center.

13876

Message

TPA startup is under strength for clique: %d

Explanation

The TPA startup prints this error message on control node for all cliques whose running node count less than the configured node count.

Generated By

PDE Initialization.

For Whom

System Support Representative.

Notes

None

Remedy

Look for the associated nodes on this clique and find the reason for down nodes.

13877

Message

I/O Capacity on Demand and Hard Limits are disabled on one or more invalid storage device(s) according to the Teradata I/O Scheduler (tdsched).

Explanation

The Teradata I/O Scheduler (tdsched) only supports I/O COD and Hard Limits for arrays listed in vconfig that are defined in HwPerfInfo.txt. Only storage devices listed in HwPerfInfo.txt have been profiled for I/O bandwidth; however, not all have been performance tuned for COD (I/O Throttling). Only certain platforms and storage devices have been performance tuned for COD. Each invalid storage device can be identified in /proc/tdmeter/Stats as a row of 1's in the 4th or 5th column.

Generated By

PDE Initialization.

For Whom

System Support Representative.

Notes

This message is informational.

Remedy

None needed if this is expected (e.g. for VMs). Otherwise, contact the Global Support Center.

13878

Message

License Daemon is not operating on this node.

Explanation

The Teradata License Daemon is required to be installed and operational, but it is not. If this is not corrected, Teradata will eventually shut down on this node.

Generated By

PDE Initialization.

For Whom

System Support Representative.

Notes

None

Remedy

Contact the Global Support Center.

13880

Message

Vproc %d is not grouped with others of vproc type %d.

Explanation

Vprocs of a given type must all be grouped together. The specified vproc ID is not grouped with previously defined vprocs of the indicated type. The number range for a vproc types except for AMPs can contain holes for unallocated vprocs, but no vprocs of another type can appear within that range.

Generated By

PDE Initialization.

For Whom

System Support Representative.

Notes

None

Remedy

Change the vproc numbering to be contiguous within a vproc type, recreate the VConfig GDO, and restart PDE.

13881

Message

Vproc ID %d is not allowed.

Explanation

The specified vproc ID exceeds the maximum TPA vproc number.

Generated By

PDE Initialization.

For Whom

System Support Representative.

Notes

None

Remedy

Change the vproc number to be within the permitted range, recreate the VConfig GDO, and restart PDE.

13883

Message

Teradata stopped on this node due to insufficient disk space.

Explanation

Teradata did not start on this node because one of the file systems it uses has too little free space available for it to run.

Generated By

PDE Initialization.

For Whom

System Support Representative.

Notes

None

Remedy

Free up space on the file system that is full. Then a TPA restart will bring this node back into the configuration.

13884

Message

Teradata stopping on this node due to insufficient disk space.

Explanation

The TPA is restarted to bring Teradata back up without this node because one of the file systems Teradata uses has too little free space available for it to continue running.

Generated By

PDE Initialization.

For Whom

System Support Representative.

Notes

None

Remedy

Free up space on the file system that is full. Then a TPA restart will bring this node back into the configuration.

13888

Message

Pdisk type codes in the Vconfig GDO have not been updated by the V2R5 version of PUT.

Explanation

A new set of pdisk types codes are used in the VConfig GDO starting with V2R5 to select the appropriate set of parser optimization constants. PUT must be rerun to recreate the vconfig GDO after V2R5 is installed before these code will be used. Until this is done, the same set of optimizer constants will be used as in prior releases, which will result poor execution plans being used for some queries.

Generated By

PDE Initialization.

For Whom

System Support Representative.

Notes

None

Remedy

Rerun PUT to recreate the VConfig GDO, and restart PDE.

13889

Message

COD: %s

Explanation

Because the WM COD setting in the current TDWM ruleset is greater than the WM COD MAX setting as specified by the pme-config files, the WM COD setting was internally reduced to the WM COD MAX setting. The WM COD setting in the TDWM ruleset was not modified.

Generated By

PDE Initialization.

For Whom

System Support Representative.

Notes

This message is informational.

Remedy

The WM COD setting in the current TDWM ruleset needs to be modified to be less than or equal to the WM COD MAX setting. This message will be displayed every TPA startup until this is resolved.

13890

Message

Vproc %d not added to VprocConfig GDO because its vproc type is invalid.

Explanation

Vproc types must be between 1 and 15. The type of the specified vproc ID is not within this range.

Generated By

PDE Initialization.

For Whom

System Support Representative.

Notes

None

Remedy

Change the vproc type to the correct value, recreate the VConfig GDO, and restart PDE.

13891

Message

Global crashloop count will not be cleared; .

Explanation

The global crashloop count is normally reset after 30 minutes of error free operation. That will not happen on this startup cycle because of the specified operating system specific error.

Generated By

PDE Initialization.

For Whom

System Support Representative.

Notes

None

Remedy

Change the vproc type to the correct value, recreate the VConfig GDO, and restart PDE.

13895

Message

%s

Explanation

This event provides information about a TPA restart.

Generated By

PDE restart.

For Whom

System Support Representative.

Notes

This message is informational. The details about original restart are available in the event log on the initiator node.

Remedy

Contact the Global Support Center.

13896

Message

COD: %s

Explanation

This event provides information about a Capacity On Demand (COD) settings that affect optimizer performance data in the Control GDO.

Generated By

PDE Initialization.

For Whom

System Support Representative.

Notes

This message is informational.

Remedy

None needed if COD scaling shown is expected. Otherwise, contact the Global Support Center.

13897

Message

Unable to open <%16s> file errno = .

Explanation

This event provides information about a missing tpalastime.dat file.

Generated By

PDE Initialization.

For Whom

System Support Representative.

Notes

This message is informational.

Remedy

Contact the Global Support Center.

13898

Message

Application not started because fatal AMPs count has reached the limit specified in the control gdo.

Explanation

The DBS is not started because maximum number fatal AMPs count has reached the limit specified in the control gdo.

Generated By

PDE Initialization.

For Whom

System Support Representative.

Notes

None

Remedy

Contact the Global Support Center.

13899

Message

Warning NTP failed on this node.

Explanation

PDE detected an NTP (Network Time Protocol) failure. Temporal support requires the teradata-ntp package to be installed and operational. Only a warning is issued as Temporal support is disabled.

Generated By

PDE Initialization.

For Whom

System Support Representative.

Notes

None

Remedy

Fix the problem with NTP

13900

Message

Cannot open PDE device driver:

Explanation

An error occurred attempting to open the PDE device driver. This driver is used to by most PDE services, so it must be accessable by all TPA programs.

Generated By

PDE program management services.

For Whom

System Support Representative.

Notes

None

Remedy

Verify that the pdesys device driver has been started. If not, start it.

13901

Message

Invalid KTCB pointer.

Explanation

The internal PDE device driver pointer to the task context block is invalid.

Generated By

PDE program management services.

For Whom

System Support Representative.

Notes

None

Remedy

Contact the Global Support Center.

13902

Message

PdeVproc failed to enable PDE: %s

Explanation

The PdeVproc program failed internal PDE initialization for the reason specified.

Generated By

PDE program management services.

For Whom

System Support Representative.

Notes

None

Remedy

Contact the Global Support Center.

13903

Message

PDE stopped due to OS request: %s

Explanation

PDE was stopped by the operating system due to operator intervention, such as a system-wide shutdown. The specific reason is given in the second line of the message

Generated By

PDE program management services.

For Whom

Operator.

Notes

None

Remedy

None. This is simply an informational message to show why PDE was stopped, in case the shutdown was not expected.

13904

Message

Task aborted abnormally. %\$registers

Explanation

PdeMain aborted abnormally due to an unhandled exception. This indicates a bug due to some condition that the program was not prepared to handle.

Generated By

PDE task management services.

For Whom

System Support Representative.

Notes

None

Remedy

This event causes PDE to stop. The associated stack trace will help the Global Support Center determine the exact cause of the failure. The hardware registers at the time of the exception are shown in the message. These are also needed to establish the

13905

Message

%s

Explanation

PdeMain detected an error early in startup. This is used for a variety of unlikely errors that could occur before PDE is fully started. The message text gives the specific cause of the error.

Generated By

PDE initialization.

For Whom

System Support Representative.

Notes

This event causes PDE to stop.

Remedy

Contact the Global Support Center.

13906

Message

%s

Explanation

An "impossible" condition has been detected in PdeMain or PdeLib. PDE code contains a number of assertions for conditions that should never occur. The occurrence of one of these conditions is known as an assertion failure. Catching assertion failures at the point where they occur can be useful for debugging on development and test systems. In a production environment, though, stopping the program at the point where an assertion fails is not useful, and may seem to cause Teradata to hang inexplicably. Therefore, by default, when an

assertion fails, this message is logged to note the fact that the error occurred, and the programs that detected the error tries to continue running. The result of doing this is generally unpredictable. Depending on the exact condition being asserted, this may range from an immediate fatal error at one extreme, to having no apparent affect at the other extreme. In other cases, Teradata will continue to run, but with unexpected results. In a debugging environment, asserts can be made to cause a dialog box to pop up, stopping the program at the point where the error occurred so that it can be debugged. To enable this, put a line containing: set pdeassert 1 in the startup.txt file in the PDE configuration file directory.

Generated By

PDE initialization.

For Whom

System Support Representative.

Notes

None

Remedy

Contact the Global Support Center.

13907

Message

PDE Debug Information: %s

Explanation

Diagnostic message logged in the event log by the PDE Kernel Driver

Generated By

PDE Kernel Driver.

For Whom

System Support Representative.

Notes

None

Remedy

Contact the Global Support Center.

13908

Message

Spurious signal: %s

Explanation

The process received the specified signal, which was unexpected, and ignored.

Generated By

PDE program management services.

For Whom

System Support Representative.

Notes

None

Remedy

None needed.

13909

Message

Process terminated: %s

Explanation

The process received the specified signal, which terminated the process.

Generated By

PDE program management services.

For Whom

System Support Representative.

Notes

None

Remedy

None needed.

13910

Message

%s

Explanation

This error is logged when the pde shut down process is aborted due to open file handles on the pdesys driver, tvsaext driver, or the AMFS file system.

Generated By

PDE program management services.

For Whom

System Support Representative.

Notes

None

Remedy

None needed.

14000

Message

Memory allocation failed:%s

Explanation

Memory allocation failed

Generated By

TVS Allocator

For Whom

Field Engineer

Notes

None

Remedy

Contact the Global Support Center.

14001

Message

System id on device does not match current system:%s

Explanation

System id on device does not match current system.

Generated By

TVS Allocator

For Whom

Field Engineer

Notes

None

Remedy

Contact the Global Support Center.

14002

Message

Cookie on device does not match TVS cookie:%s

Explanation

Cookie on device does not match TVS cookie.

Generated By

TVS Allocator

For Whom

Field Engineer

Notes

None

Remedy

Contact the Global Support Center.

14003

Message

Could not obtain the global device list:%s

Explanation

Could not obtain the global device list

Generated By

TVS Allocator

For Whom

Field Engineer

Notes

None

Remedy

Contact the Global Support Center.

14004

Message

Could not get device info:%s

Explanation

Could not get device info

Generated By

TVS Allocator

For Whom

Field Engineer

Notes

None

Remedy

Contact the Global Support Center.

14005

Message

Bad size for MapBlockDisk:%s

Explanation

Bad size for MapBlockDisk

Generated By

TVS Allocator

For Whom

Field Engineer

Notes

None

Remedy

Contact the Global Support Center.

14006

Message

Error during start-up:%s

Explanation

Error during start-up

Generated By

TVS Allocator

For Whom

Field Engineer

Notes

None

Remedy

Contact the Global Support Center.

14007

Message

Function not implemented yet:%s

Explanation

Function not implemented yet.

Generated By

TVS Allocator

For Whom

Field Engineer

Notes

None

Remedy

Contact the Global Support Center.

14008

Message

Bad startup sequence:%s

Explanation

Bad startup sequence.

Generated By

TVS Allocator

For Whom

Field Engineer

Notes

None

Remedy

Contact the Global Support Center.

14009

Message

Agent would not start:%s

Explanation

Agent would not start

Generated By

TVS Allocator

For Whom

Field Engineer

Notes

None

Remedy

Contact the Global Support Center.

14010

Message

Bad vproc id passed as parameter:%s

Explanation

Bad vproc id passed as parameter

Generated By

TVS Allocator

For Whom

Field Engineer

Notes

None

Remedy

Contact the Global Support Center.

14011

Message

Can't find TVS vprocs in clique:%s

Explanation

Can't find TVS vprocs in clique

Generated By

TVS Allocator

For Whom

Field Engineer

Notes

None

Remedy

Contact the Global Support Center.

14012

Message

Can't find low TVS vproc on node:%s

Explanation

Can't find low TVS vproc on node

Generated By

TVS Allocator

For Whom

Field Engineer

Notes

None

Remedy

Contact the Global Support Center.

14013

Message

Bad subpool list size:%s

Explanation

Bad subpool list size

Generated By

TVS Allocator

For Whom

Field Engineer

Notes

None

Remedy

Contact the Global Support Center.

14014

Message

Can't find clique in vconfig:%s

Explanation

Can't find clique in vconfig

Generated By

TVS Allocator

For Whom

Field Engineer

Notes

None

Remedy

Contact the Global Support Center.

14015

Message

Bad index for allocator:%s

Explanation

Bad index for allocator.

Generated By

TVS Allocator

For Whom

Field Engineer

Notes

None

Remedy

Contact the Global Support Center.

14016

Message

Could not open the device or file:%s

Explanation

Could not open the device or file

Generated By

TVS Allocator

For Whom

Field Engineer

Notes

None

Remedy

Contact the Global Support Center.

14017

Message

Invalid global device number:%s

Explanation

Invalid global device number

Generated By

TVS Allocator

For Whom

Field Engineer

Notes

None

Remedy

Contact the Global Support Center.

14018

Message

Could not read device tag:%s

Explanation

Could not read device tag

Generated By

TVS Allocator

For Whom

Field Engineer

Notes

None

Remedy

Contact the Global Support Center.

14019

Message

Bad subpool AMP list size:%s

Explanation

Bad subpool AMP list size

Generated By

TVS Allocator

For Whom

Field Engineer

Notes

None

Remedy

Contact the Global Support Center.

14020

Message

Could not delete file:%s

Explanation

Could not delete file

Generated By

TVS Allocator

For Whom

Field Engineer

Notes

None

Remedy

Contact the Global Support Center.

14021

Message

Could not write to file/device:%s

Explanation

Could not write to file/device

Generated By

TVS Allocator

For Whom

Field Engineer

Notes

None

Remedy

Contact the Global Support Center.

14022

Message

Could not seek to offset:%s

Explanation

Could not seek to offset

Generated By

TVS Allocator

For Whom

Field Engineer

Notes

None

Remedy

Contact the Global Support Center.

14023

Message

Could not write device tag:%s

Explanation

Could not write device tag

Generated By

TVS Allocator

For Whom

Field Engineer

Notes

None

Remedy

Contact the Global Support Center.

14024

Message

Could not initialize file memory map:%s

Explanation

Could not initialize file memory map

Generated By

TVS Allocator

For Whom

Field Engineer

Notes

None

Remedy

Contact the Global Support Center.

14025

Message

Calculation error in gerrymander map size:%s

Explanation

Calculation error in gerrymander map size

Generated By

TVS Allocator

For Whom

Field Engineer

Notes

None

Remedy

Contact the Global Support Center.

14026

Message

Could not read from file/device:%s

Explanation

Could not read from file/device

Generated By

TVS Allocator

For Whom

Field Engineer

Notes

None

Remedy

Contact the Global Support Center.

14027

Message

Could not obtain allocator list:%s

Explanation

Could not obtain allocator list

Generated By

TVS Allocator

For Whom

Field Engineer

Notes

None

Remedy

Contact the Global Support Center.

14028

Message

Entry for physical extent missing from map:%s

Explanation

Entry for physical extent missing from map

Generated By

TVS Allocator

For Whom

Field Engineer

Notes

None

Remedy

Contact the Global Support Center.

14029

Message

Could not recover extent info from CIs:%s

Explanation

Could not recover extent info from CIs

Generated By

TVS Allocator

For Whom

Field Engineer

Notes

None

Remedy

Contact the Global Support Center.

14030

Message

Could not synch file to disk:%s

Explanation

Could not synch file to disk

Generated By

TVS Allocator

For Whom

Field Engineer

Notes

None

Remedy

Contact the Global Support Center.

14031

Message

Map space on disk needs to be increased:%s

Explanation

Map space on disk needs to be increased

Generated By

TVS Allocator

For Whom

Field Engineer

Notes

None

Remedy

Contact the Global Support Center.

14032

Message

Could not expand map:%s

Explanation

Could not expand map

Generated By

TVS Allocator

For Whom

Field Engineer

Notes

None

Remedy

Contact the Global Support Center.

14033

Message

Miscalculation during gerrymandering:%s

Explanation

Miscalculation during gerrymandering

Generated By

TVS Allocator

For Whom

Field Engineer

Notes

None

Remedy

Contact the Global Support Center.

14034

Message

Could not find shuffle obsolete entry for extent map recovery:%s

Explanation

Could not find shuffle obsolete entry for extent map recovery

Generated By

TVS Allocator

For Whom

Field Engineer

Notes

None

Remedy

Contact the Global Support Center.

14035

Message

Filinspectcis() failed:%s

Explanation

Filinspectcis() failed

Generated By

TVS Allocator

For Whom

Field Engineer

Notes

None

Remedy

Contact the Global Support Center.

14036

Message

Large extent crosses chunk boundaries:%s

Explanation

Large extent crosses chunk boundaries

Generated By

TVS Allocator

For Whom

Field Engineer

Notes

None

Remedy

Contact the Global Support Center.

14037

Message

Got invalid extent size from filinspectcis:%s

Explanation

Got invalid extent size from filinspectcis

Generated By

TVS Allocator

For Whom

Field Engineer

Notes

None

Remedy

Contact the Global Support Center.

14038

Message

Could not find map entry during expansion:%s

Explanation

Could not find map entry during expansion

Generated By

TVS Allocator

For Whom

Field Engineer

Notes

None

Remedy

Contact the Global Support Center.

14039

Message

Invalid map blocks found:%s

Explanation

Invalid map blocks found

Generated By

TVS Allocator

For Whom

Field Engineer

Notes

None

Remedy

Contact the Global Support Center.

14040

Message

Could not find free extents when expanding map or fixing boundary crosser:%s

Explanation

Could not find free extents when expanding map or fixing boundary crosser

Generated By

TVS Allocator

For Whom

Field Engineer

Notes

None

Remedy

Contact the Global Support Center.

14041

Message

Could not copy data when expanding map:%s

Explanation

Could not copy data when expanding map

Generated By

TVS Allocator

For Whom

Field Engineer

Notes

None

Remedy

Contact the Global Support Center.

14042

Message

Bad absolute or relative extent number:%s

Explanation

Bad absolute or relative extent number

Generated By

TVS Allocator

For Whom

Field Engineer

Notes

None

Remedy

Contact the Global Support Center.

14043

Message

Bad calculation during device map layout:%s

Explanation

Bad calculation during device map layout

Generated By

TVS Allocator

For Whom

Field Engineer

Notes

None

Remedy

Contact the Global Support Center.

14044

Message

Bad calculation during stats layout:%s

Explanation

Bad calculation during stats layout

Generated By

TVS Allocator

For Whom

Field Engineer

Notes

None

Remedy

Contact the Global Support Center.

14045

Message

Unexpected result:%s

Explanation

Unexpected result

Generated By

TVS Allocator

For Whom

Field Engineer

Notes

None

Remedy

Contact the Global Support Center.

14046

Message

Couldn't find extent entry:%s

Explanation

Couldn't find extent entry

Generated By

TVS Allocator

For Whom

Field Engineer

Notes

None

Remedy

Contact the Global Support Center.

14047

Message

Too many entries allocated:%s

Explanation

Too many entries allocated

Generated By

TVS Allocator

For Whom

Field Engineer

Notes

None

Remedy

Contact the Global Support Center.

14048

Message

Function table not loaded:%s

Explanation

Function table not loaded.

Generated By

TVS Allocator

For Whom

Field Engineer

Notes

None

Remedy

Contact the Global Support Center.

14049

Message

Device is uninitialized or corrupt:%s

Explanation

Device is uninitialized or corrupt

Generated By

TVS Allocator

For Whom

Field Engineer

Notes

None

Remedy

Contact the Global Support Center.

14050

Message

Caught unexpected OS exception:%s

Explanation

Caught unexpected OS exception

Generated By

TVS Allocator

For Whom

Field Engineer

Notes

None

Remedy

Contact the Global Support Center.

14051

Message

Allocator received unexpected message:%s

Explanation

Allocator received unexpected message

Generated By

TVS Allocator

For Whom

Field Engineer

Notes

None

Remedy

Contact the Global Support Center.

14052

Message

AMP is already connected:%s

Explanation

AMP is already connected

Generated By

TVS Allocator

For Whom

Field Engineer

Notes

None

Remedy

Contact the Global Support Center.

14053

Message

Extent id allocation failed:%s

Explanation

Extent id allocation failed

Generated By

TVS Allocator

For Whom

Field Engineer

Notes

None

Remedy

Contact the Global Support Center.

14054

Message

Allocator found new device (should have been gerrymandered):%s

Explanation

Allocator found new device (should have been gerrymandered)

Generated By

TVS Allocator

For Whom

Field Engineer

Notes

None

Remedy

Contact the Global Support Center.

14055

Message

Request state table is NULL:%s

Explanation

Request state table is NULL

Generated By

TVS Allocator

For Whom

Field Engineer

Notes

None

Remedy

Contact the Global Support Center.

14056

Message

Caught exception while invoking timer func:%s

Explanation

Caught exception while invoking timer func

Generated By

TVS Allocator

For Whom

Field Engineer

Notes

None

Remedy

Contact the Global Support Center.

14057

Message

Map block version mismatch: %s

Explanation

The version of the allocation map on disk does not match the expected version.

Generated By

TVS Allocator

For Whom

Field Engineer

Notes

None

Remedy

Contact the Global Support Center.

14058

Message

Evacuation of device failed: %s

Explanation

The device could not be evacuated.

Generated By

TVS Allocator

For Whom

Field Engineer

Notes

None

Remedy

Contact the Global Support Center.

14059

Message

The migration type selected requires that the number of devices be a multiple of the number of AMPs. %s

Explanation

Some pdisks will go unused because the number of pdisks is not a multiple of the number of AMPs. Several devices may have this condition. Please check the system for other alerts.

Generated By

TVS Allocator

For Whom

Field Engineer

Notes

None

Remedy

Select a different migrator or contact the Global Support Center.

14060

Message

The migration type selected requires device profile information to operate properly. %s

Explanation

Performance may be negatively affected because the device profiler has not been run on this device. Several devices may be affected. Please check the system for other alerts.

Generated By

TVS Allocator

For Whom

Field Engineer

Notes

None

Remedy

Run the device profiler, select a different migrator type or contact the Global Support Center.

14061

Message

Bad clique list size:%s

Explanation

Bad clique list size

Generated By

TVS Allocator

For Whom

Field Engineer

Notes

None

Remedy

Contact the Global Support Center.

14062

Message

The extent map is being rebuilt. %s

Explanation

The allocator is rebuilding its extent map by scanning the Cylinder Indexes of each extent. This may take several minutes to complete. The reason for the rebuild is given in the message text.

Generated By

TVS Allocator

For Whom

Field Engineer

Notes

None

Remedy

Contact the Global Support Center if this is not due to an obvious cause such as a device failure, node crash or conversion from a prior release.

14063

Message

Configuration change detected. Adjusting TVS maps. %s

Explanation

The allocator is adjusting its extent map due to a change in the system configuration. This may take several minutes to complete. Several devices may be affected. Please check the system for other alerts.

Generated By

TVS Allocator

For Whom

Field Engineer

Notes

None

Remedy

Contact the Global Support Center if this is not due to an obvious cause such as a change to the vconfig.gdo.

14064

Message

The affinity area has been removed from a device: %s

Explanation

The device does not qualify for an affinity area. Usually this is due to the device being significantly different from others in the system or a configuration where the number of devices is not a multiple of the number of AMPs. Several devices may be affected. Please check the system for other alerts.

Generated By

TVS Allocator

For Whom

Field Engineer

Notes

None

Remedy

Contact the Global Support Center if this is not due to an obvious cause such as a change to the vconfig.gdo.

14065

Message

A forced rebuild of the Allocator's map on has been requested %s

Explanation

File system code has called an interface to request that the allocator rebuild its map on a particular disk.

Generated By

TVS Allocator

For Whom

Field Engineer

Notes

None

Remedy

Contact the Global Support Center.

14066

Message

I/O Error: %s

Explanation

An I/O could not be completed. Specifics are in the message text.

Generated By

TVS Allocator

For Whom

Field Engineer

Notes

None

Remedy

Identify the failing device and repair it.

14067

Message

Migrations caused by affinity change could not be completed:%s

Explanation

Cylinders belonging to another AMP could not be migrated out of an AMP's affinity area.

Generated By

TVS Allocator

For Whom

Field Engineer

Notes

None

Remedy

If disk space is available, the cylinders should migrate on the next reset. Verify disk space and perform a reset when a maintenance window is available.

14068

Message

A device whose affinity has been stripped will be ignored due to migrator type being TRADITIONAL_TERADATA. %s

Explanation

When TRADITIONAL_TERADATA is selected, devices must have 100% affinity in order to be used. A device was stripped of affinity and can therefore not be used. Several devices may have this condition. Please check the system for other events.

Generated By

TVS Allocator

For Whom

Field Engineer

Notes

None

Remedy

Select a different migrator or contact the Global Support Center.

14069

Message

A device evacuation is resuming. %s

Explanation

When a reset occurs while a device evacuation is in progress, the evacuation automatically resumes after the reset has completed.

Generated By

TVS Allocator

For Whom

Field Engineer

Notes

None

Remedy

N/A

14070

Message

An evacuated device will be ignored. %s

Explanation

During startup, the allocator detects any evacuated devices. If any are found they are ignored. Several devices may have this condition. Please check the system for other events.

Generated By

TVS Allocator

For Whom

Field Engineer

Notes

None

Remedy

N/A

14071

Message

Overriding migrator settings. %s

Explanation

TVS is not allowed on this system family. Migration settings are overridden to disable migration.

Generated By

TVS Allocator

For Whom

Field Engineer

Notes

None

Remedy

N/A

14072

Message

Overriding affinity settings. %s

Explanation

TVS is not allowed on this system family. Affinity settings are overridden to force 100% affinity.

Generated By

TVS Allocator

For Whom

Field Engineer

Notes

None

Remedy

N/A

14073

Message

Initiating restart to complete Move AMPs operation.

Explanation

This is an intentional restart at the end of a Move AMPs operation.

Generated By

TVS Allocator

For Whom

Field Engineer

Notes

None

Remedy

None needed. This is normal during a Move AMP operation.

14074

Message

Migration parameters in control GDO have been changed or have been initially read in. %s

Explanation

Some migration parameters can be dynamically changed without a restart. These changes along with initial values are logged so that a record is kept.

Generated By

TVS Allocator

For Whom

Field Engineer

Notes

None

Remedy

N/A

14075

Message

An incomplete evac is being retried. %s

Explanation

A hard evac has finished but the allocator has found allocated extents on the device. It will retry the evac to remove the extents.

Generated By

TVS Allocator

For Whom

Field Engineer

Notes

None

Remedy

Contact the Global Support Center.

14076

Message

TVAM_OPTIMIZE_SYSTEM was started, and the system performance will be degraded. %s

Explanation

Someone just started the "tvam -optimize -system", and this is a warning messages to the user that the system performance will be degraded.

Generated By

TVS Allocator

For Whom

Field Engineer

Notes

None

Remedy

N/A

14077

Message

TVAM_OPTIMIZE_SYSTEM was cancelled, and the system performance will return to normal. %s

Explanation

Someone just cancelled the "tvam -optimize -system" by doing "tvam -optimize -cancel", and this is a warning messages to the user that the system performance will return to normal.

Generated By

TVS Allocator

For Whom

Field Engineer

Notes

None

Remedy

N/A

14078

Message

Device %s will be ignored because its cylinder index size does not match that of the system.

Explanation

The system cylinder index size in effect when the device was initialized is not the current cylinder index size. The device cannot be used until it is re-initialized with the new cylinder index size or the system cylinder index size is changed back to the original value.

Generated By

TVS Allocator

For Whom

Field Engineer

Notes

None

Remedy

Change CI size in vconfig or sysinit to re-initialize the system using the new CI size.

14079

Message

Startup request failed:%s

Explanation

A request that is required for allocator startup did not complete successfully.

Generated By

TVS Allocator

For Whom

Field Engineer

Notes

None

Remedy

Contact the Global Support Center.

14080

Message

Device %s tag conflicts with dbs control gdo.

Explanation

The dbs control gdo indicates a large cylinder system but the device tag indicates a small cylinder system. This problem may be encountered after upgrading a small cylinder system to 13.10 or later.

Generated By

TVS Allocator

For Whom

Field Engineer

Notes

None

Remedy

Backdown to the previous version and delete then regenerate the gdos. Then retry the upgrade.

14081

Message

PUT-generated preferred mapping file not found.

Explanation

This is a non fatal error reported from gerrymander. It indicates that PUT may not have been used to configure the system.

Generated By

TVS Allocator

For Whom

Field Engineer

Notes

None

Remedy

N/A

14082

Message

Problem with preferred mapping file: %s

Explanation

This indicates that there is a problem with the preferred mapping file.

Generated By

TVS Allocator

For Whom

Field Engineer

Notes

None

Remedy

Fix the preferred mapping file.

14083

Message

Allocator Informational Message: %s

Explanation

This is to print to /var/log/messages without restarting.

Generated By

TVS Allocator

For Whom

Field Engineer

Notes

None

Remedy

N/A Informational only

14084

Message

Space capacity on demand: %s

Explanation

Space capacity on demand information.

Generated By

TVS Allocator

For Whom

Field Engineer

Notes

None

Remedy

None. This is an informational message.

14085

Message

Space capacity on demand: %s

Explanation

Space capacity on demand warning message indicating that a non fatal issue occurred.

Generated By

TVS Allocator

For Whom

Field Engineer

Notes

None

Remedy

The message log will indicate a possible issue that may need to be resolved.

14086

Message

Space capacity on demand: %s

Explanation

Space capacity on demand fatal issue.

Generated By

TVS Allocator

For Whom

Field Engineer

Notes

None

Remedy

Contact the Global Support Center. The messages log will indicate the cause of the issue.

14087

Message

Space capacity on demand restored: %s

Explanation

Space capacity on demand warning message indicating that a SCOD restore operation was completed.

Generated By

TVS Allocator

For Whom

Field Engineer

Notes

None

Remedy

The SCOD configuration in the sctune file does not pass sanity. It must be updated before restarting again.

14088

Message

Space capacity on demand restore failed: %s

Explanation

Space capacity on demand warning message indicating that a SCOD restore operation failed.

Generated By

TVS Allocator

For Whom

Field Engineer

Notes

None

Remedy

Contact the Global Support Center.

14089

Message

Expected file not found. %s

Explanation

Expected file not found

Generated By

TVS Allocator

For Whom

Field Engineer

Notes

None

Remedy

Contact the Global Support Center.

14090

Message

TVS Vproc lacks permission to access file. %s

Explanation

TVS Vproc lacks permission to access file

Generated By

TVS Allocator

For Whom

Field Engineer

Notes

None

Remedy

Contact the Global Support Center.

14091

Message

Vconfig gdo lists invalid node family that is not defined in the HwPerfInfo.txt. %s

Explanation

Vconfig gdo lists invalid node family that is not defined in the HwPerfInfo.txt

Generated By

TVS Allocator

For Whom

Field Engineer

Notes

None

Remedy

Contact the Global Support Center.

14092

Message

Disabling migration of cylinders due to %s AMP(s) approaching space limit.

Explanation

Disabling migrations because at least one AMP has more than 95% of cylinders allocated.

Generated By

TVS Allocator

For Whom

Field Engineer

Notes

None

Remedy

None. This is an informational message.

14093

Message

Enabling migrations as AMP(s) are no longer running on low space.

Explanation

Enabling migrations as AMP(s) are no longer running on low space.

Generated By

TVS Allocator

For Whom

Field Engineer

Notes

None

Remedy

None. This is an informational message.

14094

Message

Memory allocation failed:%s

Explanation

Memory allocation failed

Generated By

TVS Unresponsive Node

For Whom

Field Engineer

Notes

None

Remedy

Contact the Global Support Center.

14095

Message

Unexpected result:%s

Explanation

Unexpected result

Generated By

TVS Unresponsive Node

For Whom

Field Engineer

Notes

None

Remedy

Contact the Global Support Center.

14096

Message

Informational Message: %s

Explanation

This is to print to /var/log/messages without restarting.

Generated By

TVS Unresponsive Node

For Whom

Field Engineer

Notes

None

Remedy

N/A Informational only

14097

Message

Warning Message: %s

Explanation

A non fatal issue occurred with the unresponsive node isolation software

Generated By

TVS Unresponsive Node

For Whom

Field Engineer

Notes

None

Remedy

This message indicates a possible issue that may need to be resolved.

14098

Message

Allocator Informational Message: %s

Explanation

This is to print to /var/log/messages without restarting.

Generated By

TVS Allocator

For Whom

Field Engineer

Notes

None

Remedy

N/A Informational only

14099

Message

Allocator Informational Message: %s

Explanation

This is to print to /var/log/messages without restarting.

Generated By

TVS Allocator

For Whom

Field Engineer

Notes

None

Remedy

N/A Informational only

14100

Message

Allocator Informational Message: %s

Explanation

This is to print to /var/log/messages without restarting.

Generated By

TVS Allocator

For Whom

Field Engineer

Notes

None

Remedy

N/A Informational only

14101

Message

Allocator Informational Message: %s

Explanation

This is to print to /var/log/messages without restarting.

Generated By

TVS Allocator

For Whom

Field Engineer

Notes

None

Remedy

N/A Informational only

14102

Message

Allocator Informational Message: %s

Explanation

This is to print to /var/log/messages without restarting.

Generated By

TVS Allocator

For Whom

Field Engineer

Notes

None

Remedy

N/A Informational only

14103

Message

Local caching is enabled.

Explanation

Informational message indicating that the local cache has been enabled on this node.

Generated By

TVS Local Cache Library

For Whom

Field Engineer

Notes

None

Remedy

N/A Informational only

14104

Message

Existing local cache has been discarded due to a configuration change and will be rebuilt.

Explanation

Informational message indicating that a configuration change has required the local cache to be shut down and restarted to avoid having stale data in the cache.

Generated By

TVS Local Cache Library

For Whom

Field Engineer

Notes

None

Remedy

N/A Informational only

14105

Message

Local Cache degraded due to %s.

Explanation

Warning message indicating that the local cache is only partially operational. Some devices may not be in-use. The remaining devices will continue to be used.

Generated By

TVS Local Cache Library

For Whom

Field Engineer

Notes

None

Remedy

The message text will indicate an issue that needs to be resolved.

14106

Message

Local Cache disabled due to %s.

Explanation

Warning message indicating that the local cache not operational. No devices are in-use.

Generated By

TVS Local Cache Library

For Whom

Field Engineer

Notes

None

Remedy

The message text will indicate an issue that needs to be resolved.

14107

Message

Local Cache disabled due to configuration error: %s.

Explanation

Warning message indicating that the local cache not operational due to a configuration error.

Generated By

TVS Local Cache Library

For Whom

Field Engineer

Notes

None

Remedy

The message text will indicate an issue that needs to be resolved.

14108

Message

Migration request timed out. Message details: %s

Explanation

Warning message indicating that the migration request timed out.

Generated By

TVS Allocator

For Whom

Field Engineer

Notes

None

Remedy

N/A. Just a warning message.

14109

Message

Allocator warning message: %s.

Explanation

AMP has less than desired (ideally 10, but can be overridden by ctl.gdo settings) free cylinders.

Generated By

TVS Allocator

For Whom

Field Engineer

Notes

None

Remedy

Either of this: Pack data, delete data, configure additional space (if SCOD is configured) or add more storage if appropriate.

14110

Message

Allocator informational message: %s.

Explanation

AMP has more than minimum required (ideally 110, but can be overridden by ctl.gdo settings) free cylinders.

Generated By

TVS Allocator

For Whom

Field Engineer

Notes

None

Remedy

None. AMP is NOT on low space condition anymore.

14111

Message

Quiesce timeout during add/remove: %s

Explanation

Add/remove warning message indicating that the quiesce phase timed out. This could be due to the system being very busy preventing requests from quiescing.

Generated By

TVS Allocator

For Whom

Field Engineer

Notes

None

Remedy

Retry the add/remove operation when the system is less busy.

14112

Message

A request for %s was received while another similar request was already in progress.

Explanation

Only one instance of this request may be in progress at a time.

Generated By

TVS Allocator

For Whom

Field Engineer

Notes

None

Remedy

Wait for the current command to complete, then retry the command. If the current command won't complete, contact the Global Support Center.

14500

Message

Exception occurred within Migrator.%s

Explanation

An exception occurred with the Migrator. The specific exception thrown and description are included in the event info. A detailed explanation can be found in the log file.

Generated By

TVS Migrator

For Whom

Field Engineer

Notes

None

Remedy

Contact the Global Support Center.

14501

Message

A severe error occurred within Migrator that could not be responded to with exception.%s

Explanation

A severe error was detected within the Migrator. These errors are as severe, if not more so, than an ERRMIGRATOREXCEPTION. Normally, an exception is thrown but, in these particular cases, doing so has the potential to leave the Migrator in an unstable state. For instance, throwing exceptions within destructors forces a process to abort abnormally.

Generated By

TVS Migrator

For Whom

Field Engineer

Notes

None

Remedy

Contact the Global Support Center.

14502

Message

Invalidating the temperature boundary file due to %s

Explanation

The temperature boundary file is used to retain certain temperature calculations across TPA restarts. This avoids delays in certain SAM calls which rely on these calculated temperature values. However, the file containing this data is now regarded as invalid and will be discarded. As a result, there may be delays in some DBS operations until the calculations have been completed.

Generated By

TVS Migrator

For Whom

Field Engineer

Notes

None

Remedy

The temperature boundary file will be replaced as soon as its data has been recalculated. Nothing need be done.

14503

Message

Unable to write to the temperature boundary file due to %s

Explanation

The temperature boundary file is used to retain certain temperature calculations across TPA restarts. This avoids delays in certain SAM calls which rely on these calculated temperature values. However, TVS is unable to write to this file. As a result, the temperature boundaries will not be retained across TPA restarts.

Generated By

TVS Migrator

For Whom

Field Engineer

Notes

None

Remedy

Contact the Global Support Center.

14504

Message

Created a new temperature boundary file

Explanation

The temperature boundary file is used to retain certain temperature calculations across TPA restarts. This avoids delays in certain SAM calls which rely on these calculated temperature values. A new version of this file has just been created due to a previously reported event.

Generated By

TVS Migrator

For Whom

Field Engineer

Notes

None

Remedy

Informational only.

14505

Message

Device rebalancer has been initiated

Explanation

The device rebalancer is used to redistribute cylinders evenly across devices selected by user. A user has invoked a tvam command to initiate the device rebalancer.

Generated By

TVS Migrator

For Whom

Field Engineer

Notes

None

Remedy

Informational only.

14506

Message

Device rebalancer has finished

Explanation

The device rebalancer is used to redistribute cylinders evenly across devices selected by user. A previously initiated device rebalancer has finished.

Generated By

TVS Migrator

For Whom

Field Engineer

Notes

None

Remedy

Informational only.

14507

Message

Device rebalancer has been cancelled

Explanation

The device rebalancer is used to redistribute cylinders evenly across devices selected by user. A previously initiated device rebalancer has been cancelled by a user.

Generated By

TVS Migrator

For Whom

Field Engineer

Notes

None

Remedy

Informational only.

14508

Message

Contested Flexible DCI slots remain

Explanation

Contested Dynamic Cylinder Interleaving (DCI) slots remain present after Flexible DCI processing has completed. Under normal circumstances, all contested slots should be converted to assigned state after FDCI processing has completed. The remaining presence of contested slots could indicate that a migration has failed. FDCI will attempt to process the remaining contested slots 60 minutes later. If this message continues to repeat itself, look for low free space or IO errors on the pdisks and try to resolve.

Generated By

TVS Migrator

For Whom

Field Engineer

Notes

None

Remedy

Informational only.

14509

Message

Exception caused Flexible DCI processing to go to idle state

Explanation

An unexpected exception was thrown during Flexible Dynamic Cylinder Interleaving (FDCI) processing. To avoid further trouble, FDCI processing has transitioned to the idle state and

won't continue any further. This may result in some amps getting more free cylinders than others and possibly degrading performance.

Generated By

TVS Migrator

For Whom

Field Engineer

Notes

None

Remedy

Informational only.

15000

Message

Error injected deliberately by the TVS Node Agent.

Explanation

This error is only used for debugging and testing certain error logging paths. It should not normally be seen. It should be seen if the TVS Node Agent is configured to inject faults for test purposes.

Generated By

TVS Node Agent

For Whom

Field Engineer

Notes

None

Remedy

Contact the Global Support Center.

15001

Message

A memory allocation failed in the TVS Node Agent.

Explanation

The TVS Node Agent requested memory from the system and the request could not be fulfilled. This error indicates that the node has run out of swap space or that the software is malfunctioning. In either case, it is impossible for the TVS Node Agent to continue.

Generated By

TVS Node Agent

For Whom

Field Engineer

Notes

None

Remedy

Contact the Global Support Center.

15002

Message

An internal consistency check has failed in the TVS Node Agent.

Explanation

The TVS Node Agent has encountered a combination of internal states that it cannot handle. This error indicates that the TVS Node Agent software is malfunctioning and cannot continue.

Generated By

TVS Node Agent

For Whom

Field Engineer

Notes

None

Remedy

Contact the Global Support Center.

15003

Message

AMP Vproc %d has been marked FATAL due to an I/O error.

Explanation

The TVS Node Agent has marked the indicated AMP fatal because of a failed device which would potentially need to be accessed by that AMP. This determination is made because the AMP belongs to the same TVS allocation subpool as the failed device. The cause of this device problem must be remedied and a system restart performed before the AMP may be brought back online. Please check other events to get all AMP Vprocs, which are marked FATAL.

Generated By

TVS Node Agent

For Whom

Field Engineer

Notes

None

Remedy

The failed device will be shown in a previous event log. Fix the problem that caused the device failure event, then use vprocmanager to bring the fatal AMP back online.

15004

Message

The TVS Node Agent received error %d when creating a lock.

Explanation

The TVS Node Agent detected a failure when attempting to create a software lock. Because the lock is necessary for correct operation of the TVS Node Agent, it cannot continue.

Generated By

TVS Node Agent

For Whom

Field Engineer

Notes

None

Remedy

Contact the Global Support Center.

15005

Message

The TVS Node Agent received error %d when destroying a lock.

Explanation

The TVS Node Agent detected a failure when attempting to destroy a software lock. Because such locks are a finite resource, this may indicate a resource leak which may cause a resource allocation failure at a later point in time.

Generated By

TVS Node Agent

For Whom

Field Engineer

Notes

None

Remedy

If this error occurs frequently, please contact the Global Support Center.

15006

Message

The TVS Node Agent received error %d when obtaining a lock.

Explanation

The TVS Node Agent attempted to obtain a lock and the request failed. This is not normal, as the request should have waited for the lock to become available. The Node Agent cannot continue executing without the lock.

Generated By

TVS Node Agent

For Whom

Field Engineer

Notes

None

Remedy

Contact the Global Support Center.

15007

Message

The TVS Node Agent received error %d when releasing a lock.

Explanation

The TVS Node Agent attempted to release a lock and the request failed. This is not normal, and may indicate an unstable system state. Rather than risk a hang later (when the Node Agent attempts to acquire the same lock), the Node Agent will stop executing now.

Generated By

TVS Node Agent

For Whom

Field Engineer

Notes

None

Remedy

Contact the Global Support Center.

15008

Message

The TVS Node Agent got bad message (type=%d, sending_vproc=%d).

Explanation

A TVS Node Agent worker task received a message of an illegal type. The unknown message will be discarded. This event indicates that the TVS subsystem is malfunctioning, but not in a sufficiently severe manner to warrant a reset.

Generated By

TVS Node Agent

For Whom

Field Engineer

Notes

None

Remedy

Contact the Global Support Center.

15009

Message

The TVS Node Agent was unable to open the TVS device: %s

Explanation

The TVS Node Agent was not able to open the TVS device. This indicates that the TVS device driver is either not loaded or not accessible via the expected path. TVS cannot continue until this problem is resolved.

Generated By

TVS Node Agent

For Whom

Field Engineer

Notes

None

Remedy

Contact the Global Support Center.

15010

Message

The TVS Extent Driver returned an error on a probe request: %s

Explanation

The TVS Node Agent failed to complete a requested extent probe because the PROBE ioctl failed. This should not happen but will not have an adverse effect unless it occurs frequently.

Generated By

TVS Node Agent

For Whom

Field Engineer

Notes

None

Remedy

Contact the Global Support Center.

15011

Message

The TVS Extent Driver returned an error on a migration request: %s

Explanation

The TVS Node Agent failed to complete a requested extent migration because the MIGRATION ioctl failed. This should not happen but will not have an adverse effect unless it occurs frequently.

Generated By

TVS Node Agent

For Whom

Field Engineer

Notes

None

Remedy

Contact the Global Support Center.

15012

Message

Issue found extracting owning amp from IO stats entry. %s

Explanation

The TVS Extent Driver reported statistics on an I/O and there was an issue extracting the owning AMP. The stats entry could be invalid or corrupt. It may be possible for a diagnostic program to cause this behavior, but it is unexpected and the statistics will not be recorded for this extent.

Generated By

TVS Node Agent

For Whom

Field Engineer

Notes

None

Remedy

Contact the Global Support Center.

15013

Message

The TVS Extent Driver returned an error on a break mirror request: %s

Explanation

The TVS Extent Driver rejected a request to break an extent mirror.

Generated By

TVS Node Agent

For Whom

Field Engineer

Notes

None

Remedy

Contact the Global Support Center.

15014

Message

The system service used for TVS Node Agent timing failed: %s

Explanation

The TVS Node Agent relies on the ability of a thread to sleep for a specified amount of time in order to collect I/O statistics from the TVS Extent Driver without using an excessive amount of CPU time. The system service used to implement this ability appears to be malfunctioning. This should never happen.

Generated By

TVS Node Agent

For Whom

Field Engineer

Notes

None

Remedy

Contact the Global Support Center.

15015

Message

The TVS Extent Driver returned an error on a stat ring map request: %s

Explanation

The TVS Node Agent issued the command to the Extent Driver to map the I/O statistics ring buffer into user memory, and this command failed. This could be due to a missing, corrupt, or outdated Extent Driver or to an internal TVS error.

Generated By

TVS Node Agent

For Whom

Field Engineer

Notes

None

Remedy

Contact the Global Support Center.

15016

Message

Bad token on line %d of the TVS Node Agent configuration file.

Explanation

Certain TVS Node Agent runtime parameters may be configured by setting values in the TVS Node Agent configuration file. When scanning this file, the Node Agent has detected a parameter it does not understand. The offending line was ignored. Any subsequent errors seen in the file will not be reported.

Generated By

TVS Node Agent

For Whom

Field Engineer

Notes

None

Remedy

Edit the configuration file and fix the offending line.

15017

Message

Bad value on line %d of the TVS Node Agent configuration file.

Explanation

Certain TVS Node Agent runtime parameters may be configured by setting values in the TVS Node Agent configuration file. When scanning this file, the Node Agent has detected a parameter whose value is outside the allowable range for this parameter.

Generated By

TVS Node Agent

For Whom

Field Engineer

Notes

None

Remedy

Edit the configuration file and fix the offending line.

15018

Message

Too many values for parameter at line %d of the TVS Node Agent configuration file.

Explanation

Certain TVS Node Agent runtime parameters may be configured by setting values in the TVS Node Agent configuration file. When scanning this file, the Node Agent has detected that too many values for the parameter were specified.

Generated By

TVS Node Agent

For Whom

Field Engineer

Notes

None

Remedy

Edit the configuration file and remove some lines containing this parameter.

15019

Message

The TVS Node Agent received an unexpected message of type %d during startup.

Explanation

The TVS Node Agent received a message of an unexpected type. This event will prevent TVS startup from completing normally, so a reset will be performed.

Generated By

TVS Node Agent

For Whom

Field Engineer

Notes

None

Remedy

Contact the Global Support Center.

15020

Message

The TVS Node Agent was invoked improperly.

Explanation

The TVS Node Agent was invoked with an invalid argument list. Because this invocation is internal to the TVS subsystem, a reset will be performed.

Generated By

TVS Node Agent

For Whom

Field Engineer

Notes

None

Remedy

Contact the Global Support Center.

15021

Message

The TVS Node Agent received an ioctl failure from the TVS device: %s

Explanation

The TVS Node Agent performed an ioctl call to the TVS device and the call failed. This indicates that the TVS device driver is loaded but may not match the current TVS Node Agent

code, or that either the TVS Node Agent or the TVS Driver is malfunctioning. TVS cannot continue until this problem is resolved.

Generated By

TVS Node Agent

For Whom

Field Engineer

Notes

None

Remedy

Contact the Global Support Center.

15022

Message

AMP vproc %d does not have a valid TVS vproc assignment.

Explanation

The AMP vproc entry shown contains a TVS vproc number that either does not exist in the vconfig or is not of the proper vproc type.

Generated By

TVS Node Agent

For Whom

Field Engineer

Notes

None

Remedy

Repair the vconfig.

15023

Message

AMP vproc %d and TVS vproc %d belong to different subpools.

Explanation

The AMP vproc entry shown is assigned to the TVS vproc shown, but these two vprocs are placed into two different subpools. This is illegal because the given AMP will be unable to allocate any storage.

Generated By

TVS Node Agent

For Whom

Field Engineer

Notes

None

Remedy

Repair the vconfig.

15024

Message

Vproc %d in clique %d is assigned subpool %d which is already in use in clique %d.

Explanation

Subpool numbers must be unique across the system. Any particular clique must not share subpools with any other clique. This applies to both AMP and TVS vprocs.

Generated By

TVS Node Agent

For Whom

Field Engineer

Notes

None

Remedy

Repair the vconfig.

15025

Message

The TVS Node Agent got error %d when initializing RSS data collection

Explanation

The TVS Node Agent was unable to initialize the RSS data collection subsystem. RSS statistics maintained by the TVS Node Agent will not be updated in the collection buffers or database tables.

Generated By

TVS Node Agent

For Whom

Field Engineer

Notes

None

Remedy

Contact the Global Support Center.

15026

Message

TVS vproc %d does not have any AMPs assigned to it.

Explanation

The TVS vproc entry shown is not the assigned allocator for any AMP in the clique. This is an illegal configuration.

Generated By

TVS Node Agent

For Whom

Field Engineer

Notes

None

Remedy

Repair the vconfig.

15027

Message

TVS subpool %d contains at least 1 AMP but has no PDISKs.

Explanation

At least one AMP is assigned to the subpool shown. However, no PDISKs belong to that subpool. This would result in no available storage for the affected AMP(s). This is an illegal configuration.

Generated By

TVS Node Agent

For Whom

Field Engineer

Notes

None

Remedy

Repair the vconfig.

15028

Message

PDISK %d in subpool %d is not used by any AMPs.

Explanation

The given pdisk is assigned to a subpool which does not have a TVS vproc managing it or any AMP vprocs using it. This is an illegal configuration.

Generated By

TVS Node Agent

For Whom

Field Engineer

Notes

None

Remedy

Repair the vconfig.

15029

Message

Previously reported error %d should have caused a restart

Explanation

The given error which was previously reported by the TVS Node Agent was expected to cause a restart but it did not. This is most likely caused by improper error handling in the TVS Node Agent. When reporting the problem, please show both this and the previous error from the log.

Generated By

TVS Node Agent

For Whom

Field Engineer

Notes

None

Remedy

Contact the Global Support Center.

15030

Message

Unable to collect CPU statistics (error %d)

Explanation

A system-specific problem has prevented the TVS Node Agent from collecting CPU workload statistics on this node. The Node Agent will therefore not be able to send this information to the TVS Migrator, so current CPU workload will not be a factor in any possible migration decisions.

Generated By

TVS Node Agent

For Whom

Field Engineer

Notes

None

Remedy

Contact the Global Support Center.

15031

Message

System stats sampling rate was changed from once per %d to once per %d seconds

Explanation

The TVS Node Agent reduced the requested system statistics sampling rate because the requested rate was either not supported by the underlying platform or was judged to be too expensive for the benefit gained.

Generated By

TVS Node Agent

For Whom

Field Engineer

Notes

None

Remedy

Adjust the configured rate to avoid seeing this message.

15032

Message

System stats distribution rate was changed from once per %d to once per %d seconds

Explanation

The TVS Node Agent reduced the requested system statistics distribution rate to match the sampling rate.

Generated By

TVS Node Agent

For Whom

Field Engineer

Notes

None

Remedy

Adjust the configured rate to avoid seeing this message.

15033

Message

Error %d determining local ID for global device %d

Explanation

An error prevented determination of the device local ID from the given device global ID. This is most likely an error in the vconfig. The device will be marked as inaccessible and all affected amps will be made fatal as a result of this error.

Generated By

TVS Node Agent

For Whom

Field Engineer

Notes

None

Remedy

Contact the Global Support Center.

15034

Message

The I/O error flag has been cleared for AMP Vproc %d.

Explanation

The failing device that previously caused the indicated amp to be marked FATAL due to an I/O error has been fixed, or has been configured out of the amp. The amp is still fatal, but because the I/O error has been cleared, the amp may now be brought back online with vprocmanager.

Generated By

TVS Node Agent

For Whom

Field Engineer

Notes

None

Remedy

N/A

15035

Message

AMP %d device conversion to TVS format failed: %s

Explanation

The conversion of a device to TVS format has failed. This may be due to the user not having run filer's "upgradetvsa" command on the device under the pre-TVS version of Teradata software, a corrupted device, or an unforeseen disk format. It may also be due to a newly installed device that has not been properly initialized.

Generated By

TVS Node Agent

For Whom

Field Engineer

Notes

None

Remedy

Revert to the pre-TVS version of Teradata software, bring up PDE (leaving the DBS down), and run the filer. Check the disk integrity, run the "upgradetvsa" command, and try switching

Teradata versions to the TVS-enabled one again. If this event recurs, contact the Global Support Center.

15036

Message

pre-TVS device conversion is %d percent complete in clique %d.

Explanation

The devices in the system are being converted to TVS format. This message indicates how much of the conversion work has been completed up to this point in time. This message will be sent from each clique periodically during the device conversion phase.

Generated By

TVS Node Agent

For Whom

Field Engineer

Notes

None

Remedy

N/A

15037

Message

A file error occurred in a netpde library call: %s

Explanation

A file operation performed through a call to one of the netpde calls has failed. This indicates a problem of some sort, but not severe enough to warrant a restart. It may result in reduced functionality for logging and tracing but will otherwise have no effect on the system.

Generated By

TVS Node Agent

For Whom

Field Engineer

Notes

None

Remedy

May be evident from the message

15038

Message

A fatal file error occurred in a netpde library call: %s

Explanation

A file operation performed through a call to one of the netpde calls has failed. Due to the possible cascading failures that could result from this, it is considered a fatal problem.

Generated By

TVS Node Agent

For Whom

Field Engineer

Notes

None

Remedy

May be evident from the message

15039

Message

Missing or incomplete tvsa_vdisk_mapping file.

Explanation

The file that indicates the pdisk ordering within each vdisk of a pre-TVS system is either missing, incomplete, or corrupt. This file, "tvsa_vdisk_mapping", is required in order to convert the disks to TVS format. PUT in conjunction with upgrade scripts will normally create the tvsa_preferred_mapping and tvsa_vdisk_mapping files during an upgrade from a pre-TVS version of Teradata to a TVS version.

Generated By

TVS Node Agent

For Whom

Field Engineer

Notes

None

Remedy

Contact the Global Support Center.

15040

Message

The tvsa_vdisk_mapping file has a duplicate reference to device %d

Explanation

The file that indicates the pdisk ordering within each vdisk of a pre-TVS system indicates more than one amp assigned to the same device. Because of this error, the file will be ignored. If any devices require conversion from pre-TVS format to TVS format, the conversion will not be attempted due to this error. Otherwise the error is benign.

Generated By

TVS Node Agent

For Whom

Field Engineer

Notes

None

Remedy

Contact the Global Support Center.

15041

Message

The tvsa_vdisk_mapping file has no reference to device %d

Explanation

The file that indicates the pdisk ordering within each vdisk of a pre-TVS system indicates no amps assigned to the given device. Because of this error, the file will be ignored. If any devices require conversion from pre-TVS format to TVS format, the conversion will not be attempted due to this error. Otherwise the error is benign.

Generated By

TVS Node Agent

For Whom

Field Engineer

Notes

None

Remedy

Contact the Global Support Center.

15042

Message

Unable to initiate TVS I/O tracing: error %d

Explanation

An unexpected error occurred when attempting to initiate TVS I/O tracing. Tracing parameters may be illegal or tracing may already be activated.

Generated By

TVS Node Agent

For Whom

Field Engineer

Notes

None

Remedy

Contact the Global Support Center.

15043

Message

Unable to open device %s %s: error %d

Explanation

An error occurred when attempting to open one of the configured devices. This device will be marked inaccessible, and depending upon the configuration this may result in one or more AMPs being marked fatal.

Generated By

TVS Node Agent

For Whom

Field Engineer

Notes

None

Remedy

Contact the Global Support Center.

15044

Message

An error occurred when attempting to read the TVS device tag: %s %s

Explanation

An device problem prevented the TVS Device Tag for the given device from being read. This device will be marked inaccessible, and depending upon the configuration this may result in one or more AMPs being marked fatal.

Generated By

TVS Node Agent

For Whom

Field Engineer

Notes

None

Remedy

After repairing the failing device, the STATFLAGS_BADDEVICE flag can be cleared from the tag by running tvsaFixTag with the -b option.

15045

Message

Pre-TVS disk conversion cannot proceed because device %d is inaccessible

Explanation

Each of the pdisks associated with a particular AMP must be available for conversion from pre-TVS to TVS format or the conversion for that AMP cannot be started.

Generated By

TVS Node Agent

For Whom

Field Engineer

Notes

None

Remedy

Contact the Global Support Center.

15047

Message

Pre-TVS disk conversion cannot proceed because device %d is in a different subpool than other pdisks of the vdisk

Explanation

Conversion of pre-TVS devices requires that each pdisk of a vdisk belong to the same storage subpool. The given device is in a different subpool than other devices of its original vdisk, so disk conversion cannot proceed.

Generated By

TVS Node Agent

For Whom

Field Engineer

Notes

None

Remedy

Contact the Global Support Center.

15048

Message

Unable to allocate or initialize thread local storage %s

Explanation

The TVS Node Agent was unable to properly initialize its thread local storage. This probably indicates a bug in the TVS Node Agent.

Generated By

TVS Node Agent

For Whom

Field Engineer

Notes

None

Remedy

Contact the Global Support Center.

15049

Message

Unable to read from device %s %s: error %d

Explanation

An error occurred when attempting to read from one of the configured devices. This device will be marked inaccessible, and depending upon the configuration this may result in one or more AMPs being marked fatal.

Generated By

TVS Node Agent

For Whom

Field Engineer

Notes

None

Remedy

Contact the Global Support Center.

15050

Message

Device format conversion failed due to %s: %s

Explanation

TVS was unable to perform device format conversion due to the indicated error.

Generated By

TVS Node Agent

For Whom

Field Engineer

Notes

None

Remedy

Contact the Global Support Center.

15051

Message

Device format conversion failed (pdisk %d) due to %s: %s

Explanation

TVS was unable to perform device format conversion due to the indicated error.

Generated By

TVS Node Agent

For Whom

Field Engineer

Notes

None

Remedy

Contact the Global Support Center.

15052

Message

Device format conversion failed (pdisk %d cyl %d) due to %s: %s

Explanation

TVS was unable to perform device format conversion due to the indicated error.

Generated By

TVS Node Agent

For Whom

Field Engineer

Notes

None

Remedy

Contact the Global Support Center.

15053

Message

Device prep for TVS not complete for AMP %d unexpected SEG0 version %d

Explanation

This indicates that the TVS preparation step was not properly completed for the amp shown. This should have been done prior to switching to this version of the DBS.

Generated By

TVS Node Agent

For Whom

Field Engineer

Notes

None

Remedy

Back down to the previous release of Teradata. With the database down, start the Filer and run the "upgradetvsa" command. After it completes successfully, switch back to this version of Teradata and try to bring up the TPA. If this error still occurs after performing these steps, contact the Global Support Center.

15054

Message

System is stopping due to previous TVS Device conversion failure

Explanation

This indicates that the TVS device conversion process from pre-TVS to TVS versions of the Teradata Database has failed. The specific failure should have already been logged.

Generated By

TVS Node Agent

For Whom

Field Engineer

Notes

None

Remedy

Refer to the earlier, specific error to determine how to proceed.

15055

Message

The vdisk mapping file maps device %d to invalid AMP %d

Explanation

The file that indicates the pdisk ordering within each vdisk of a pre-TVS system contains a record of an AMP which does not exist in the current vconfig GDO. Because of this error, the file will be ignored. If any devices require conversion from pre-TVS format to TVS format, the conversion will not be attempted due to this error. Otherwise the error is benign.

Generated By

TVS Node Agent

For Whom

Field Engineer

Notes

None

Remedy

Contact the Global Support Center.

15056

Message

The mapping of device %d to AMP %d causes subpool mismatch

Explanation

The file that indicates the pdisk ordering within each vdisk of a pre-TVS system contains a mapping from a storage device to an AMP which are assigned to different subpools in the vconfig GDO. Because of this error, the file will be ignored. Normally the file is not required for proper operation of TVS, but if it is, a subsequent error will be reported.

Generated By

TVS Node Agent

For Whom

Field Engineer

Notes

None

Remedy

Contact the Global Support Center.

15057

Message

AMP Vproc %d has been marked FATAL due to bad TVS device tag.

Explanation

The TVS Node Agent has marked the indicated AMP fatal because a valid device tag could not be found on the device, and this device would potentially need to be accessed by that AMP. This determination is made because the AMP belongs to the same TVS allocation subpool as the failed device. Please check other events to get all AMP Vprocs, which are marked FATAL.

Generated By

TVS Node Agent

For Whom

Field Engineer

Notes

None

Remedy

The device must have a TVS device tag, or must be removed from the configuration. A restart will be required before the AMP can be placed online.

15058

Message

AMP Vproc %d has been marked FATAL due to failed TVS gerrymander.

Explanation

The TVS Node Agent has marked the indicated AMP fatal because an attempt to gerrymander one of the AMP's devices failed. The gerrymander operation is typically due to a configuration change. Please check other events to get all AMP Vprocs, which are marked FATAL.

Generated By

TVS Node Agent

For Whom

Field Engineer

Notes

None

Remedy

The device must be successfully gerrymandered, or must be removed from the configuration. A restart will be required before the AMP can be placed online.

15059

Message

PDISK %d has failed to gerrymander into the configuration.

Explanation

The TVS Node Agent has detected a gerrymander failure on the indicated PDISK. This may affect one or more AMPs if there is a potential for those AMPs to have data on this device. Please check other events to get all PDISKs, which have failed to gerrymander.

Generated By

TVS Node Agent

For Whom

Field Engineer

Notes

None

Remedy

Contact the Global Support Center.

15060

Message

PDISK %d has a missing or corrupted TVS device tag.

Explanation

The TVS Node Agent has detected a TVS device tag failure on the indicated PDISK. This may affect one or more AMPs if there is a potential for those AMPs to have data on this device. Please check other events to get all PDISKs, which have missing or corrupted TVS device tag.

Generated By

TVS Node Agent

For Whom

Field Engineer

Notes

None

Remedy

If the device is a new device, run the tvsaDeviceInit utility to format the device (or use PUT to do this). If the device is an existing device whose TVS device tag has been corrupted, use the tvsaFixTag utility to place a new tag on the device. WARNING: using tvsaFixTag on a device with any other corruption besides a missing TVS tag can cause other, worse problems. Do not bring up the database on a system where a TVS tag has been manually applied unless you really know what you are doing.

15061

Message

Problem mapping pdisks to amps: %s

Explanation

This usually indicates that the vconfig GDO does not agree with the tvsa_vdisk_mapping file. The tvsa_vdisk_mapping file is generated during upgrade to a release of Teradata software containing TVS, and is a snapshot of the PUT-generated tvsa_preferred_mapping file at the time of the upgrade. Pre-TVS disk conversion cannot proceed unless this problem is resolved.

Generated By

TVS Node Agent

For Whom

Field Engineer

Notes

None

Remedy

Upgrades to releases of Teradata containing TVS must not be combined with any vdisk or amp configuration changes. Contact the Global Support Center.

15062

Message

AMP Vproc %d has been marked FATAL due to a fatal TVS vproc.

Explanation

The TVS Node Agent has marked the indicated AMP fatal because it belongs to an allocation subpool serviced by a fatal TVS vproc (the vproc that is logging this event). Please check other events to get all AMP Vprocs, which are marked FATAL.

Generated By

TVS Node Agent

For Whom

Field Engineer

Notes

None

Remedy

The failed TVS vproc will be seen in previous event log(s). Fix the problem that caused this TVS vproc to go fatal, then use vprocmanager to bring the fatal TVS vproc and all affected AMPs back online.

15063

Message

An I/O was performed by AMP %d whose assigned TVS vproc is not online

Explanation

Normally if a TVS vproc is not online, its assigned AMPs are marked fatal and should be performing no I/Os. But an I/O was performed either by the indicated AMP or by another process masquerading as the indicated AMP. This message will appear a maximum of once per TPA cycle, regardless of how many different times the event occurs and regardless of how many different AMPs are behaving this way.

Generated By

TVS Node Agent

For Whom

Field Engineer

Notes

None

Remedy

Contact the Global Support Center.

15064

Message

Pdisk device %d is mapped to more than one pdisk %s

Explanation

There is an error in vconfig that is causing the same physical device to be mapped to more than one pdisk. This could be a simple typographical error in the vconfig, or it could be caused by incorrect entries in the system's device directory (different names aliased to the same physical device). It could also be caused by local disk name collisions in different nodes which should be in different cliques but are mistakenly in the same clique. Because of the ambiguities inherent in this error, it is regarded as fatal.

Generated By

TVS Node Agent

For Whom

Field Engineer

Notes

None

Remedy

Contact the Global Support Center.

15065

Message

Device %s %s has been failed intentionally

Explanation

The TVS Node Agent configuration has specified that a particular device is to be marked as failed intentionally.

Generated By

TVS Node Agent

For Whom

Field Engineer

Notes

None

Remedy

Contact the Global Support Center.

15066

Message

PDISK %d has a different size than specified in the vconfig.

Explanation

The TVS Node Agent has detected a TVS storage device whose actual size differs from the size specified for it in the vconfig. This error must be corrected before the device will be used. This may affect one or more AMPs if there is a potential for those AMPs to have data on this device. Please check other events to get all PDISKS, which have different size than specified in vconfig.

Generated By

TVS Node Agent

For Whom

Field Engineer

Notes

None

Remedy

Contact the Global Support Center.

15067

Message

Unable to determine the size of PDISK %d: error %d

Explanation

The TVS Node Agent has detected a TVS storage device whose actual size cannot be determined. This may be because the device does not exist, or because it is inaccessible. This error must be corrected before the device will be used. This may affect one or more AMPs if there is a potential for those AMPs to have data on this device. Please check other events to get all PDISKs, whose sizes are not determined.

Generated By

TVS Node Agent

For Whom

Field Engineer

Notes

None

Remedy

If this device is actually a file, make sure the file exists. Otherwise, contact the Global Support Center.

15068

Message

Name of PDISK %d is too long

Explanation

The name given for this pdisk in the vconfig GDO is causing an internal data structure to overflow. Because of this, the pdisk will be marked as inaccessible. This error must be corrected before the device will be used. This may affect one or more AMPs if there is a potential for those AMPs to have data on this device. Please check other events to get all PDISKs, whose names are long.

Generated By

TVS Node Agent

For Whom

Field Engineer

Notes

None

Remedy

Edit the vconfig, use a shorter name for the pdisk, and regenerate the vconfig GDO. If it is not possible to use a shorter name, contact the Global Support Center.

15069**Message**

PDISK %d has incorrect System ID in its tag

Explanation

A mismatch was detected between the system ID contained on the indicated PDISK and the actual system ID as contained in the tvsa_data file. This could occur because the device has not been properly initialized into the system's configuration. If this error is appearing for all devices, it may be because the tvsa_data file (in the TDCONFIG directory) has been corrupted. Because of this error, the pdisk will be marked as inaccessible. This error must be corrected before the device will be used. This may affect one or more AMPs if there is a potential for those AMPs to have data on this device. Please check other events to get all PDISKs, which have incorrect System ID.

Generated By

TVS Node Agent

For Whom

Field Engineer

Notes

None

Remedy

Depending upon the reason, you must fix the cabling, use proper procedures to add storage devices to the system, or restore a good copy of the tvsa_data file.

15070**Message**

PDISK %d has incorrect device number %d in its tag

Explanation

A mismatch was detected between this pdisk's global device number as given in the vconfig GDO, and the disk's actual global device number from its device tag. This is likely the result of a cabling error although it could be the result of adding disks to the system without following

the recommended procedures. Because of this error, the pdisk will be marked as inaccessible. This error must be corrected before the device will be used. This may affect one or more AMPs if there is a potential for those AMPs to have data on this device. Please check other events to get all PDISKS, which have incorrect device number.

Generated By

TVS Node Agent

For Whom

Field Engineer

Notes

None

Remedy

Depending upon the reason, you must fix the cabling, or use proper procedures to add storage devices to the system.

15071

Message

AMP Vproc %d has been marked FATAL due to incorrect system ID on one of its pdisks.

Explanation

The TVS Node Agent has marked the indicated AMP fatal because one or more of its pdisks contains a system ID not matching that of the system it is configured into. Please check other events to get all AMP Vprocs, which are marked FATAL.

Generated By

TVS Node Agent

For Whom

Field Engineer

Notes

None

Remedy

The mismatched system ID needs to be corrected first. A restart will be required before the AMP can be placed online.

15072

Message

AMP Vproc %d has been marked FATAL due to incorrect device number on one of its pdisks.

Explanation

The TVS Node Agent has marked the indicated AMP fatal because one or more of its pdisks contains an incorrect device number. Please check other events to get all AMP Vprocs, which are marked FATAL.

Generated By

TVS Node Agent

For Whom

Field Engineer

Notes

None

Remedy

The incorrect device number needs to be corrected first. A restart will be required before the AMP can be placed online.

15073

Message

TVS migration parameter %s from %d to %d.

Explanation

Some migration parameters in control GDO can be dynamically changed without a restart, initial and changed values are logged.

Generated By

TVS Node Agent

For Whom

Field Engineer

Notes

None

Remedy

N/A

15074

Message

Device global number %d is not unique.

Explanation

TVS relies on devices being tagged with a unique global device number in the Vconfig GDO. The given device number was found duplicated in more than one device entry. Please check other events to get all devices, whose numbers are not unique.

Generated By

TVS Node Agent

For Whom

Field Engineer

Notes

None

Remedy

Fix the vconfig.

15075

Message

Creation of storage capacity on demand file failed at line %s" "

Explanation

An attempt to open and write entries to the /proc/tdsched/tvs_percentage file could not be completed.

Generated By

TVS Node Agent

For Whom

Field Engineer

Notes

None

Remedy

Agent log files will contain more information on the error. Repair the condition and restart.

15076

Message

%s

Explanation

The TVS Node Coordinator generated a system reservation key

Generated By

TVS Node Coordinator

For Whom

Field Engineer

Notes

None

Remedy

N/A

15077

Message

A device reservation failure was detected by TVS Node Agent.

Explanation

The TVS Node Agent requested devices to be reserve on the system and the request could not be fulfilled. This error indicates that the one or more threads may have failed while trying to reserve a device. In either case, it is impossible for the TVS Node Agent to continue.

Generated By

TVS Node Agent

For Whom

Field Engineer

Notes

None

Remedy

Contact the Global Support Center.

15078

Message

%s

Explanation

The TVS Agent received reservation key from Coordinator

Generated By

TVS Node Coordinator

For Whom

Field Engineer

Notes

None

Remedy

N/A

15079

Message

LUN reservations detected before TVS conversion.

Explanation

Before doing TVS conversion, an error was detected or LUNs were detected as being reserved

Generated By

TVS Node Coordinator

For Whom

Field Engineer

Notes

None

Remedy

Contact the Global Support Center.

15080

Message

Reservation protection is not available on this node.

Explanation

Reservation protection is not available on the node due to various reasons. The system may have reservation protection disabled or reservation protection is not available for the storage type attached to the system.

Generated By

TVS Node Agent

For Whom

Field Engineer

Notes

None

Remedy

N/A

15081

Message

Invalid CI Segregation configuration detected.

Explanation

Internal TVS sanity checks have detected an error or inconsistency in the configuration for CI Segregation. This may be due to bad device links, bad pfd.conf or bad configuration data on the pdisks.

Generated By

TVS Node Agent

For Whom

Field Engineer

Notes

None

Remedy

Contact the Global Support Center.

15082

Message

Invalid subpool configuration detected.

Explanation

The number of devices in the clique doesn't match the number of devices assigned to valid subpools.

Generated By

TVS Node Agent

For Whom

Field Engineer

Notes

None

Remedy

Contact the Global Support Center.

15083

Message

Invalid AgentDiskCache configuration detected.

Explanation

Internal TVSA sanity checks have detected an error or inconsistency in the DiskCache configuration. This may be due to bad device links, memory allocation or version mismatch.

Generated By

TVS Node Agent

For Whom

Field Engineer

Notes

None

Remedy

Contact the Global Support Center.

15084

Message

Elastic TCore settings reapplication failed.

Explanation

Internal TVSA sanity check has detected an error or inconsistency in calculating/reapplying the saved Elastic TCore settings.

Generated By

TVS Node Agent

For Whom

Field Engineer

Notes

None

Remedy

Contact the Global Support Center.

15085

Message

PDISK %d has a different cylinder size than specified in the vconfig.

Explanation

The TVS Node Agent has detected a TVS storage device whose actual cylinder size differs from the size specified for it in the vconfig. This error must be corrected before the device will be used. This may affect one or more AMPs if there is a potential for those AMPs to have data on this device. Please check other events to get all PDISKS, which have different size than specified in vconfig.

Generated By

TVS Node Agent

For Whom

Field Engineer

Notes

None

Remedy

Contact the Global Support Center.

15086

Message

Local devices are not supported on TERADATA_TRADITIONAL. Local devices will be ignored. Performance will be degraded.

Explanation

The TVS Node Agent has detected that the system is running on TERADATA_TRADITIONAL, which is not supported with local devices. Local devices will be ignored. Performance will be degraded.

Generated By

TVS Node Agent

For Whom

Field Engineer

Notes

None

Remedy

Contact the Global Support Center.

15087

Message

Local Spool device %d is ignored and not assigned to a subpool.

Explanation

The TVS Node Agent detected the local spool device was not assigned to a subpool. This error could be because there are no qualified subpools on the node, ie: all subpools on the node span nodes.

Generated By

TVS Node Agent

For Whom

Field Engineer

Notes

None

Remedy

Contact the Global Support Center.

15088

Message

Local Spool device %d failed device initialization and is ignored.

Explanation

The TVS Node Agent detected the local spool device failed device initialization. This error could be caused by a hardware or configuration problem.

Generated By

TVS Node Agent

For Whom

Field Engineer

Notes

None

Remedy

Contact the Global Support Center.

15089

Message

Local Spool device %d failed device profiling and is ignored.

Explanation

The TVS Node Agent detected the local spool device failed device profiling. This error could be caused by a hardware or configuration problem. The error could also be caused by an invalid HwPerfInfo.txt file.

Generated By

TVS Node Agent

For Whom

Field Engineer

Notes

None

Remedy

Contact the Global Support Center.

15090

Message

Local Spool device %d failed device prescreen and is ignored.

Explanation

The TVS Node Agent detected the local spool device failed device prescreen test. This error could be caused by a hardware or configuration problem.

Generated By

TVS Node Agent

For Whom

Field Engineer

Notes

None

Remedy

Contact the Global Support Center.

15091

Message

Subpools have an imbalanced number of Local Spool devices. Performance will be degraded.

Explanation

The TVS Node Agent detected that there are an uneven number of local spool devices in each subpool. This error is caused by the number of subpools not dividing the number of local spool devices evenly.

Generated By

TVS Node Agent

For Whom

Field Engineer

Notes

None

Remedy

Contact the Global Support Center.

15500

Message

Success. No error occurred in the TVS Extent Driver

Explanation

This error is used for debugging TVS extent driver error logging. It should not normally be seen.

Generated By

TVS Extent Driver

For Whom

Field Engineer

Notes

None

Remedy

Contact the Global Support Center.

15501

Message

Invalid Request

Explanation

An invalid request or invalid parameter was passed to the driver

Generated By

TVS Extent Driver

For Whom

Field Engineer

Notes

None

Remedy

Contact the Global Support Center.

15502

Message

Invalid Version

Explanation

Version mismatch between driver and another software component, or driver version verify routine not yet called.

Generated By

TVS Extent Driver

For Whom

Field Engineer

Notes

None

Remedy

Contact the Global Support Center.

15503

Message

Invalid Vproc

Explanation

An invalid Vproc number was passed to the driver

Generated By

TVS Extent Driver

For Whom

Field Engineer

Notes

None

Remedy

Contact the Global Support Center.

15504

Message

Invalid Extent

Explanation

An extent invalid for the operation was passed to the driver. For example the extent does not exist in the driver's tables, or it already exists when it should not.

Generated By

TVS Extent Driver

For Whom

Field Engineer

Notes

None

Remedy

Contact the Global Support Center.

15505

Message

Invalid Offset

Explanation

An invalid device/file offset was passed to the driver, for example a non-matching offset for a break extent, or an offset in the disk map area.

Generated By

TVS Extent Driver

For Whom

Field Engineer

Notes

None

Remedy

Contact the Global Support Center.

15506

Message

Invalid Operation

Explanation

An invalid operation was requested of the driver, for example on an extent in an improper state or with an invalid size.

Generated By

TVS Extent Driver

For Whom

Field Engineer

Notes

None

Remedy

Contact the Global Support Center.

15507

Message

Invalid Plex

Explanation

The extent/plex passed to the driver cannot be operated upon, for example because it has an invalid associated device number or the device is not in a proper state.

Generated By

TVS Extent Driver

For Whom

Field Engineer

Notes

None

Remedy

Contact the Global Support Center.

15508

Message

Invalid Address

Explanation

An invalid address or pointer was passed to the driver

Generated By

TVS Extent Driver

For Whom

Field Engineer

Notes

None

Remedy

Contact the Global Support Center.

15509

Message

Invalid Length

Explanation

Invalid size or length was passed to the driver, for example the length of an I/O request, structure size/count, etc.

Generated By

TVS Extent Driver

For Whom

Field Engineer

Notes

None

Remedy

Contact the Global Support Center.

15510

Message

Request queue full

Explanation

Maximum capacity of a resource was exceeded, or deallocation/operation on a busy extent was requested.

Generated By

TVS Extent Driver

For Whom

Field Engineer

Notes

None

Remedy

Contact the Global Support Center.

15511

Message

Verify failed to compare

Explanation

Verify failed to compare extent data.

Generated By

TVS Extent Driver

For Whom

Field Engineer

Notes

None

Remedy

Contact the Global Support Center.

15512

Message

Memory could not be allocated

Explanation

Memory could not be allocated

Generated By

TVS Extent Driver

For Whom

Field Engineer

Notes

None

Remedy

Contact the Global Support Center.

15513

Message

I/O error

Explanation

I/O error

Generated By

TVS Extent Driver

For Whom

Field Engineer

Notes

None

Remedy

Contact the Global Support Center.

15514

Message

Entry does not exist

Explanation

Table entry for a parameter passed to the driver does not exist, for example the vproc, device, etc.

Generated By

TVS Extent Driver

For Whom

Field Engineer

Notes

None

Remedy

Contact the Global Support Center.

15515

Message

System error, see os_status field

Explanation

Driver got an error return from an operating system service/driver call.

Generated By

TVS Extent Driver

For Whom

Field Engineer

Notes

None

Remedy

Contact the Global Support Center.

15516

Message

Entry already exists

Explanation

Table entry for a parameter passed to the driver already exists, for example the vproc, device, extentid, etc.

Generated By

TVS Extent Driver

For Whom

Field Engineer

Notes

None

Remedy

Contact the Global Support Center.

16000

Message

Context is uninitialized or corrupt.

Explanation

The context supplied by the calling function has not been initialized or is corrupt. All tasks using the TVS SAM Library must initialize a context.

Generated By

TVS SAM Library

For Whom

Field Engineer

Notes

None

Remedy

Contact the Global Support Center.

16001

Message

Application is not connected.

Explanation

One task per VPROC must perform a SamConnect before attempting to call any cylinder related functions.

Generated By

TVS SAM Library

For Whom

Field Engineer

Notes

None

Remedy

Contact the Global Support Center.

16002

Message

Already connected.

Explanation

A vproc has tried to connect to TVS twice.

Generated By

TVS SAM Library

For Whom

Field Engineer

Notes

None

Remedy

Contact the Global Support Center.

16003

Message

Application version is not compatible with the TVS SAM Library.

Explanation

The application version provided is not compatible with the TVS SAM Library.

Generated By

TVS SAM Library

For Whom

Field Engineer

Notes

None

Remedy

Contact the Global Support Center.

16004

Message

No storage space is available.

Explanation

No storage space is available.

Generated By

TVS SAM Library

For Whom

Field Engineer

Notes

None

Remedy

Database is full. Delete unnecessary data. If this error occurs frequently, please contact the Global Support Center.

16005

Message

Storage type requested is not available.

Explanation

A request to cancel an evacuation was received for a device that was not evacuating or a non-soft evacuation request was received while the system had AMPs running.

Generated By

TVS SAM Library

For Whom

Field Engineer

Notes

None

Remedy

Verify device and system state and enter the correct command.

16006

Message

FUTURE_SAM_ATOMIC_WRITE option is not available in the current release.

Explanation

FUTURE_SAM_ATOMIC_WRITE option is not available in the current release.

Generated By

TVS SAM Library

For Whom

Field Engineer

Notes

None

Remedy

Contact the Global Support Center.

16007

Message

FUTURE_SAM_CLEAR_ON_ALLOC option is not available in the current release.

Explanation

FUTURE_SAM_CLEAR_ON_ALLOC option is not available in the current release.

Generated By

TVS SAM Library

For Whom

Field Engineer

Notes

None

Remedy

Contact the Global Support Center.

16008

Message

No SAM_STORAGE_PROTECTED cylinders available.

Explanation

No SAM_STORAGE_PROTECTED cylinders available.

Generated By

TVS SAM Library

For Whom

Field Engineer

Notes

None

Remedy

Contact the Global Support Center.

16009

Message

Only SAM_VOLATILE cylinders available.

Explanation

Only SAM_VOLATILE cylinders available.

Generated By

TVS SAM Library

For Whom

Field Engineer

Notes

None

Remedy

Contact the Global Support Center.

16010

Message

No SAM_MULTIPATH cylinders available.

Explanation

No SAM_MULTIPATH cylinder savailable.

Generated By

TVS SAM Library

For Whom

Field Engineer

Notes

None

Remedy

Contact the Global Support Center.

16011

Message

No cylinders available.

Explanation

No cylinders available.

Generated By

TVS SAM Library

For Whom

Field Engineer

Notes

None

Remedy

Contact the Global Support Center.

16012

Message

No logical cylinder identifiers available (internal error).

Explanation

No logical cylinder identifiers available.

Generated By

TVS SAM Library

For Whom

Field Engineer

Notes

None

Remedy

Contact the Global Support Center.

16013

Message

Invalid param passed to SAM routine.

Explanation

Invalid param passed to SAM routine.

Generated By

TVS SAM Library

For Whom

Field Engineer

Notes

None

Remedy

Contact the Global Support Center.

16014

Message

download of cylinder map failed.

Explanation

IOCTL call to download the cylinder map failed.

Generated By

TVS SAM Library

For Whom

Field Engineer

Notes

None

Remedy

Contact the Global Support Center.

16015

Message

Out of memory.

Explanation

The TVS SAM Library is out of memory.

Generated By

TVS SAM Library

For Whom

Field Engineer

Notes

None

Remedy

Contact the Global Support Center.

16016

Message

Unexpected internal error.

Explanation

Unexpected internal error.

Generated By

TVS SAM Library

For Whom

Field Engineer

Notes

None

Remedy

Contact the Global Support Center.

16017

Message

Permission denied. Caller doesn't have permission to call this function.

Explanation

Permission denied. Caller doesn't have permission to call this function.

Generated By

TVS SAM Library

For Whom

Field Engineer

Notes

None

Remedy

Contact the Global Support Center.

16018

Message

The requested cylinder size is greater than the maximum cylinder size allowed.

Explanation

The requested cylinder size is greater than the maximum cylinder size allowed.

Generated By

TVS SAM Library

For Whom

Field Engineer

Notes

None

Remedy

Contact the Global Support Center.

16019

Message

Zero length cylinder requested.

Explanation

The application requested a zero length cylinder size.

Generated By

TVS SAM Library

For Whom

Field Engineer

Notes

None

Remedy

Contact the Global Support Center.

16020

Message

SamApplicationType is invalid.

Explanation

SamApplicationType is invalid.

Generated By

TVS SAM Library

For Whom

Field Engineer

Notes

None

Remedy

Contact the Global Support Center.

16021

Message

No response received from the allocator.

Explanation

No response received from the allocator.

Generated By

TVS SAM Library

For Whom

Field Engineer

Notes

None

Remedy

Contact the Global Support Center.

16022

Message

The requested entry is FREE: %s

Explanation

The requestesd entry is free.

Generated By

TVS SAM Library

For Whom

Field Engineer

Notes

None

Remedy

Contact the Global Support Center.

16023

Message

IOCTL TVSA_CLEAR_EXTENT_MAP failed.

Explanation

IOCTL TVSA_CLEAR_EXTENT_MAP failed.

Generated By

TVS SAM Library

For Whom

Field Engineer

Notes

None

Remedy

Contact the Global Support Center.

16024

Message

Operation invalid for VPROC.

Explanation

Operation invalid for VPROC.

Generated By

TVS SAM Library

For Whom

Field Engineer

Notes

None

Remedy

Contact the Global Support Center.

16025

Message

TVS SAM Library failed to open debug file or log file.

Explanation

TVS SAM Library failed to open debug file or log file.

Generated By

TVS SAM Library

For Whom

Field Engineer

Notes

None

Remedy

Contact the Global Support Center.

16026

Message

IOCTL TVSA_DEV_CLOSE failed.

Explanation

TVSA_DEV_CLOSE failed.

Generated By

TVS SAM Library

For Whom

Field Engineer

Notes

None

Remedy

Contact the Global Support Center.

16027

Message

IOCTL TVSA_DEV_OPEN failed.

Explanation

TVSA_DEV_OPEN failed.

Generated By

TVS SAM Library

For Whom

Field Engineer

Notes

None

Remedy

Contact the Global Support Center.

16028

Message

The TVS device has not been opened. TVSA_DEV_IOCTL call is not allowed.

Explanation

The TVS device has not been opened. TVSA_DEV_IOCTL call is not allowed.

Generated By

TVS SAM Library

For Whom

Field Engineer

Notes

None

Remedy

Contact the Global Support Center.

16029

Message

TVSA_DEV_IOCTL call to add/upload an cylinder from the map failed.

Explanation

TVSA_DEV_IOCTL call to add/upload an cylinder from the map failed.

Generated By

TVS SAM Library

For Whom

Field Engineer

Notes

None

Remedy

Contact the Global Support Center.

16030

Message

TVSA_DEV_IOCTL call to remove an cylinder from the map failed.

Explanation

TVSA_DEV_IOCTL call to remove an cylinder from the map failed.

Generated By

TVS SAM Library

For Whom

Field Engineer

Notes

None

Remedy

Contact the Global Support Center.

16031

Message

Maximum number of entries requested is greater than SAM_MAXNUMENTRIES or SAM_MULTIEXTENTMAXIMUM.

Explanation

The maximum number of entries requested must be less than or equal to SAM_MAXNUMENTRIES or SAM_MULTIEXTENTMAXIMUM.

Generated By

TVS SAM Library

For Whom

Field Engineer

Notes

None

Remedy

Contact the Global Support Center.

16032

Message

Call to SamGetFreeExtentList failed.

Explanation

Call to SamGetFreeExtentList failed.

Generated By

TVS SAM Library

For Whom

Field Engineer

Notes

None

Remedy

Contact the Global Support Center.

16033

Message

Call to SamFinishFreeExtentRecovery failed.

Explanation

Call to SamFinishFreeExtentRecovery failed.

Generated By

TVS SAM Library

For Whom

Field Engineer

Notes

None

Remedy

Contact the Global Support Center.

16034

Message

Unable to get CLIQUE ID for Specified VPROC.

Explanation

Unable to get CLIQUE ID for Specified VPROC.

Generated By

TVS SAM Library

For Whom

Field Engineer

Notes

None

Remedy

Contact the Global Support Center.

16035

Message

Unable get the number of previously freed cylinders for the calling vproc.

Explanation

Unable get the number of previously freed cylinders for the calling vproc.

Generated By

TVS SAM Library

For Whom

Field Engineer

Notes

None

Remedy

Contact the Global Support Center.

16036

Message

Call to SamAllocatorInit failed.

Explanation

Unable to process SamAllocatorInit request.

Generated By

TVS SAM Library

For Whom

Field Engineer

Notes

None

Remedy

Contact the Global Support Center.

16037

Message

A message was sent before the TVS Vproc was ready to process it.

Explanation

The TVS Vproc was still initializing when it received a message.

Generated By

TVS SAM Library

For Whom

Field Engineer

Notes

None

Remedy

Wait a short time and retry the operation.

16038

Message

Call to SamFinishQuarantineRecovery failed.

Explanation

Call to SamFinishQuarantineRecovery failed.

Generated By

TVS SAM Library

For Whom

Field Engineer

Notes

None

Remedy

Contact the Global Support Center.

16039

Message

Call to SamGetQuarantineList failed.

Explanation

Call to SamGetQuarantineList failed.

Generated By

TVS SAM Library

For Whom

Field Engineer

Notes

None

Remedy

Contact the Global Support Center.

16040

Message

The caller's VPROCID does not match the cylinder's owner.

Explanation

The caller is not the owner of the requested cylinderid.

Generated By

TVS SAM Library

For Whom

Field Engineer

Notes

None

Remedy

Contact the Global Support Center.

16041

Message

Call to SamUnSequesterAll failed.

Explanation

Call to SamUnSequesterAll failed.

Generated By

TVS SAM Library

For Whom

Field Engineer

Notes

None

Remedy

Contact the Global Support Center.

16042

Message

Some pdisks or TVS Vprocs are inaccessible. The calling AMP may be missing data.

Explanation

The system has one or more inaccessible pdisks or one or more TVS vprocs are FATAL. The calling AMP may have had data on the affected pdisk(s) or cylinders managed by the affected TVS vproc(s).

Generated By

TVS SAM Library

For Whom

Field Engineer

Notes

None

Remedy

Contact the Global Support Center.

16043

Message

SamReleaseExtentList was called after cylinders in the list had been modified.

Explanation

Internal error. SamReleaseExtentList should not be called if any of the cylinders in the list have been modified or released.

Generated By

TVS SAM Library

For Whom

Field Engineer

Notes

None

Remedy

Contact the Global Support Center.

16044

Message

Requested TVS Vproc is fatal or NONODE

Explanation

This SAMLIB call requires access to a TVS Vproc.

Generated By

TVS SAM Library

For Whom

Field Engineer

Notes

None

Remedy

Determine why the TVS Vproc is fatal or NONODE, remedy that problem, then use vprocmanager to bring the TVS Vproc back online before attempting this operation again.

16045

Message

The SAM request failed due to a device I/O failure.

Explanation

The allocator could not complete the request due to an I/O failure. See event messages logged by the TVS Allocator for details.

Generated By

TVS SAM Library

For Whom

Field Engineer

Notes

None

Remedy

Determine which device is having problems and repair the device.

16046

Message

An AMP that is not in the configuration tried to connect.

Explanation

An AMP that is not currently in the vconfig.gdo attempted to connect to TVS.

Generated By

TVS SAM Library

For Whom

Field Engineer

Notes

None

Remedy

If a delete AMP procedure is in progress, do not try to start the database until the delete AMP procedure has been completed. Check vconfig for improper configuration.

16047

Message

The system is being restarted to bring FATAL TVS vprocs online for sysinit.

Explanation

The user tried to sysinit but one or more TVS vprocs were FATAL or OFFLINE. They have been set online but a restart is required to bring them into the system.

Generated By

TVS SAM Library

For Whom

Field Engineer

Notes

None

Remedy

This is an intentional restart. Sysinit should be executed again following the restart.

16048

Message

The SAM update COD request failed due to another request in progress.

Explanation

Only one update cod request may be in progress at a time.

Generated By

TVS SAM Library

For Whom

Field Engineer

Notes

None

Remedy

Wait for the current request to complete. If the request won't complete, contact the Global Support Center.

16049

Message

The SAM update COD request failed because an allocator could not read its configuration file.

Explanation

Each node must have a COD configuration file.

Generated By

TVS SAM Library

For Whom

Field Engineer

Notes

None

Remedy

Install the COD configuration file.

16050

Message

The SAM update COD request failed due to a configuration file mismatch.

Explanation

The COD configuration file on each node must match.

Generated By

TVS SAM Library

For Whom

Field Engineer

Notes

None

Remedy

Install the correct COD configuration file on each node.

16051

Message

The SAM update COD request failed due to the new limit being too small.

Explanation

COD has estimated that there is not enough space in user DBC for the new settings.

Generated By

TVS SAM Library

For Whom

Field Engineer

Notes

None

Remedy

Set the new limit needs to a higher percentage.

16052

Message

The SAM update COD request failed due to exceeding the maximum downward adjustment.

Explanation

The COD update maximum downward adjustment limit was exceeded.

Generated By

TVS SAM Library

For Whom

Field Engineer

Notes

None

Remedy

Set the new limit to a higher percentage.

16053

Message

The SAM update COD request failed informing an AMP of the change.

Explanation

A COD_PARAMETER_ADJUSTMENT call failed.

Generated By

TVS SAM Library

For Whom

Field Engineer

Notes

None

Remedy

Contact the Global Support Center.

16054

Message

The SAM update COD request failed updating dbc.

Explanation

The updatedbc call failed.

Generated By

TVS SAM Library

For Whom

Field Engineer

Notes

None

Remedy

Contact the Global Support Center. Check the updatedbclog.TVS vproc.txt log in tpi-data

16055

Message

Requested TVS Vproc is offline

Explanation

This SAMLIB call requires access to a TVS Vproc.

Generated By

TVS SAM Library

For Whom

Field Engineer

Notes

None

Remedy

Use vprocmanager to bring the TVS Vproc back online before attempting this operation again.

16056

Message

The SAM update COD request failed due to a problem with the configuration.

Explanation

For a COD update, at least one grade must be set to at least 30%.

Generated By

TVS SAM Library

For Whom

Field Engineer

Notes

None

Remedy

Set the new limit to meet the configuration requirements.

16057

Message

The update COD request failed due to finding sequestered cylinders.

Explanation

Sequestered cylinders indicate a fatal or offline AMP. All AMPs must be online to update COD.

Generated By

TVS SAM Library

For Whom

Field Engineer

Notes

None

Remedy

Restart with all AMPS online.

16058

Message

The update COD request failed due to problems with an AMP

Explanation

An offline or otherwise bad AMP was found during a COD update.

Generated By

TVS SAM Library

For Whom

Field Engineer

Notes

None

Remedy

Restart with all AMPS online.

16059

Message

A timeout was detected in SamReadCIs()

Explanation

When an MI rebuild is performed, synching is done amongst the AMPs on the node when they call SamReadCIs. One or more of the AMPs expected to participate in the MI rebuild took too long to call SamReadCIs causing a timeout. This is normally a benign condition since the AMPs will continue on with the MI rebuild after the timeout. However the cause of the timeout should be investigated since it is not a normal occurrence.

Generated By

TVS SAM Library

For Whom

Field Engineer

Notes

None

Remedy

Contact the Global Support Center.

16060

Message

TVSA_DEV_IOCTL call was cancelled due to an in-progress migration.

Explanation

TVSA_DEV_IOCTL call was cancelled due to an in-progress migration.

Generated By

TVS SAM Library

For Whom

Field Engineer

Notes

None

Remedy

Contact the Global Support Center.

16061

Message

The Teradata Virtual Storage subsystem has detected that this AMP has multiple bootstrap (IDXCYLDURABLE) cylinders.

Explanation

An AMP should only have one bootstrap cylinder.

Generated By

TVS SAM Library

For Whom

Field Engineer

Notes

None

Remedy

Contact the Global Support Center.

16999

Message

Invalid logevent.

Explanation

This message is used to denote the largest Teradata message. It must not be used for normal error logging.

Generated By

PDE program management services.

For Whom

System Support Representative.

Notes

None

Remedy

Contact the Global Support Center.

Database Gateway Messages

Gateway is the interface between CLI and the Advanced SQL Engine.

Gateway messages indicate that an error or warning was detected by the Gateway software, or they report Gateway status.

06210

Message

%s

Explanation

This gateway node's TLS certificate was not found, has expired, or will expire within the next 15 days. It should be renewed with a fresh TLS certificate.

Generated By

Gateway

For Whom

Field Engineer, Security Administrator

Notes

None

Remedy

Install new TLS certificate/key pair to this node. Re-read the TLS certificate from gtwglobal or restart DBS to pick up new TLS certificate.

08000

Message

A fatal unexpected error was returned by PDE: %s

Explanation

An error was returned by PDE.

Generated By

Gateway

For Whom

Field Engineer

Notes

None

Remedy

Contact the Global Support Center.

08001**Message**

Starting Gateway

Explanation

The Gateway successfully started.

Generated By

Gateway

For Whom

Field Engineer

Notes

None

Remedy

Contact the Global Support Center.

08002**Message**

A fatal programming fault detected: %s

Explanation

The gateway software detected an programming error.

Generated By

Gateway

For Whom

Field Engineer

Notes

None

Remedy

Contact the Global Support Center.

08003

Message

Invalid message type received.

Explanation

The gateway software received a message whose type was in error.

Generated By

Gateway

For Whom

Field Engineer

Notes

None

Remedy

Contact the Global Support Center.

08004

Message

Message size invalid.

Explanation

The gateway software received a message whose size was in error.

Generated By

Gateway

For Whom

Field Engineer

Notes

None

Remedy

Contact the Global Support Center.

08005**Message**

Message Class is invalid.

Explanation

The gateway software received a message whose class was in error.

Generated By

Gateway

For Whom

Field Engineer

Notes

None

Remedy

Contact the Global Support Center.

08006**Message**

Message Kind is invalid.

Explanation

The gateway software received a message whose kind was in error.

Generated By

Gateway

For Whom

Field Engineer

Notes

None

Remedy

Contact the Global Support Center.

08007**Message**

Invalid message source.

Explanation

An assign server received a non-internal message. Somebody probably tried to send a directed request to the gateway from a PE-connected host.

Generated By

Gateway

For Whom

Field Engineer

Notes

None

Remedy

Contact the Global Support Center.

08008**Message**

A gateway error has occurred, because this event should never be logged or reported, yet it has been.

Explanation

Event to use to generate a back trace in a logmessage_t structure. Should never be logged or reported.

Generated By

Gateway

For Whom

Gateway Development

Notes

None

Remedy

Contact the Global Support Center.

08009

Message

The LAN message Class is invalid.

Explanation

The gateway software detected a problem with the Class field in the LAN header.

Generated By

Gateway

For Whom

End User

Notes

None

Remedy

Fix the Class and resubmit the request message.

08010

Message

The LAN message Kind is invalid.

Explanation

The gateway software detected a problem with the Kind field in the LAN header.

Generated By

Gateway

For Whom

End User

Notes

None

Remedy

Fix the Kind and resubmit the request message.

08011**Message**

The LAN message Format field is invalid.

Explanation

The gateway software detected a problem with the ByteVar field in the LAN header of an assign request.

Generated By

Gateway

For Whom

End User

Notes

None

Remedy

Fix the ByteVar and resubmit the request message.

08012**Message**

The LAN message CheckSum field is invalid.

Explanation

The gateway software detected a CheckSum error in the lan header.

Generated By

Gateway

For Whom

End User

Notes

None

Remedy

Fix the CheckSum and resubmit the request message.

08013

Message

The LAN message MessageLength field is invalid.

Explanation

The gateway detected an invalid MessageLength field in the LAN header.

Generated By

Gateway

For Whom

End User

Notes

None

Remedy

Fix the MessageLength and resubmit the request message.

08014

Message

The LAN message Version is invalid.

Explanation

The message version is either out of date or not yet supported by the gateway software.

Generated By

Gateway

For Whom

End User

Notes

None

Remedy

Recompile with the include files supplied with your software release.

08016

Message

A non-fatal internal error has occurred: %s

Explanation

The request issued by the user caused an internal error to occur during processing.

Generated By

Gateway

For Whom

Field Engineer

Notes

None

Remedy

If the frequency of the message is abnormally high, contact the Global Support Center.
Otherwise, ignore this message.

08017

Message

The UserId, Password or Account is invalid.

Explanation

Either the userid, password or account specified is not valid, or they are being used in an invalid manner or from an invalid location, or security policy was violated, and the requesting

user is not allowed to log on. Security policy can block logons for the following reasons: - Mechanism restrictions. - Having a security policy, but using a client that does not support the enforcement of policy. - Trying to logon directly to the database when policy requires logon through Unity. - There was a problem in looking up the security policy.

Generated By

Gateway

For Whom

End User

Notes

None

Remedy

Correct the offending logon string, or move to a host you are authorized to use, and resubmit. If this was caused by security policy, choose a mechanism you are permitted to use, upgrade your client interface to one that supports security policy, or choose a database name that connects through Unity if you are required to do so, and try again. If the security policy is the problem, contact whoever handles security policy problems at your organization. The system log may include messages to assist them in diagnosing and remedying the problem.

08018

Message

The session id is illegal.

Explanation

The session id specified in any request is not valid. Either the session had never been logged on, the session did not reconnect within the gateway timeout period after a DBS reset, or the session id is simply malformed.

Generated By

Gateway

For Whom

End User

Notes

None

Remedy

Correct the session number and resubmit the request.

08019**Message**

The parcel stream is invalid.

Explanation

The parcel stream following the message header on the assign, reassign, authorization, single sign-on, connect or reconnect request is not valid either because the sizes of the parcel(s) are wrong or the kinds of the parcel(s) are wrong.

Generated By

Gateway

For Whom

End User

Notes

None

Remedy

Repeat the assign sequence with a good parcel stream.

08022**Message**

That request is not valid for the session state.

Explanation

The session state was not suitable for processing a request message, e.g., a reconnect request was received for a session while the session state was in transition.

Generated By

Gateway

For Whom

Field Engineer

Notes

None

Remedy

Continue to resubmit the request until the session state is no longer in transition.

08024

Message

All virtual circuits are currently in use.

Explanation

This error is sent in response to an assign request when either the gateway capacity or the capacity of all PEs configured with the same logical host id has been reached.

Generated By

Gateway

For Whom

End User

Notes

None

Remedy

Wait some amount of time and retry the assign request. The assign will succeed when another session logs off.

08025

Message

The LAN message SessionNo field is invalid.

Explanation

This error is generated when an assign request contains a non-zero session number. It is also generated when a reassign request contains a zero session number.

Generated By

Gateway

For Whom

End User

Notes

None

Remedy

Correct the assign/reassign session number and try again.

08026

Message

The LAN message RequestNo field is invalid.

Explanation

This error is generated when a start request contains a request number lower than that of any previous start request or when a continue request contains a request number higher than any previous start request.

Generated By

Gateway

For Whom

End User

Notes

None

Remedy

Correct the request number and retry the continue or start request.

08028

Message

The LAN message Authentication is invalid.

Explanation

The authentication value passed in the LAN header contains a value that does not match the value the gateway expected or the TDGSS cryptographic routines reported an error.

Generated By

Gateway

For Whom

Field Engineer

Notes

None

Remedy

Contact the Global Support Center.

08029

Message

The LAN message ByteVar is invalid.

Explanation

The ByteVar value passed in the LAN header contains a value that does not match the value the gateway expects. If the message is a reconnect, the value of ByteVar should be either 0 or 1.

Generated By

Gateway

For Whom

Field Engineer

Notes

None

Remedy

Correct the ByteVar and retry the reconnect request.

08031

Message

Gateway could not recover a session from a down COP.

Explanation

The message occurs when the gateway tries to switch a session from a down PE and the switch operation fails in session control.

Generated By

Gateway

For Whom

Field Engineer

Notes

None

Remedy

Contact the Global Support Center.

08033

Message

Logons are disabled by the Gateway software.

Explanation

This message occurs when logons are disabled by the gtwcontrol or gtwglobal utilities.

Generated By

Gateway

For Whom

End User

Notes

None

Remedy

Contact the system administrator to enable logons with the gtwcontrol or gtwglobal utilities.

08035

Message

The LAN message WordVar is invalid.

Explanation

The WordVar values passed in the LAN header contains a value that does not match the value the gateway expects. If the message is a directed request, the value of WordVar must be a legitimate HUT request message kind. Otherwise WordVar must contain zero.

Generated By

Gateway

For Whom

Field Engineer

Notes

This error should never be seen by an end user unless the end user takes it upon himself to generate directed requests in the LAN environment. Directed request are only supported for use by Teradata utilities.

Remedy

Contact the Global Support Center.

08036

Message

The LAN message DirectMailBox is invalid.

Explanation

The DirectMailBox value passed in the LAN header for a directed request (1) is not appropriate for the request passed in WordVar, (2) specifies an unknown destination, or (3) contains an illegal value.

Generated By

Gateway

For Whom

Field Engineer

Notes

This error should never be seen by an end user unless the end user takes it upon himself to generate directed requests in the LAN environment. Directed request are only supported for use by Teradata utilities.

Remedy

Contact The Global Support Center.

08038

Message

Client Attribute extensions were malformed.

Explanation

ClientAttributes contains extensions that can only be specified in SecureAtributes or that only the Gateway is allowed to specify.

Generated By

Gateway

For Whom

Field Engineer

Notes

None

Remedy

Contact The Global Support Center.

08039

Message

Secure Attribute extensions from Unity were malformed.

Explanation

SecureAtributes contains extensions that only the gateway is allowed to specify.

Generated By

Gateway

For Whom

Field Engineer

Notes

None

Remedy

Contact The Global Support Center.

08040

Message

A fatal error was returned by an operating system call: %s

Explanation

The operating system returned an error from which the gateway could not recover.

Generated By

Gateway

For Whom

Field Engineer

Notes

None

Remedy

Contact the Global Support Center.

08041

Message

An non-fatal error was returned on a system call: %s

Explanation

The operating system returned an error from which the gateway attempted to recover. The gateway may be running in an degraded mode.

Generated By

Gateway

For Whom

Field Engineer

Notes

None

Remedy

Correct the condition which caused the error and force a reset when convenient. If the problem occurs again, contact the Global Support Center.

08045

Message

Encryption specified, but not supported.

Explanation

The current version of the gateway does not support encryption.

Generated By

Gateway

For Whom

End User

Notes

None

Remedy

Contact the Global Support Center.

08050

Message

Gateway Thread exited: %s

Explanation

One of the gateway's thread unexpected exited.

Generated By

Gateway

For Whom

Field Engineer

Notes

None

Remedy

Contact the Global Support Center.

08053

Message

Invalid control data section.

Explanation

The message header indicated the presence of a control data section, but none was found, or the one that was found was in some way ill-formed. This is caused by a programming error in the client interface or database code that generates a control data section, or in the gateway code that checks the consistency of a control data section.

Generated By

Gateway

For Whom

Field Engineer

Notes

None

Remedy

Contact the Global Support Center.

08054

Message

Invalid control data section: %s

Explanation

The message header indicated the presence of a control data section, but none was found, or the one that was found was in some way ill-formed. This is caused by a programming error in the client interface or database code that generates a control data section, or in the gateway code that checks the consistency of a control data section.

Generated By

Gateway

For Whom

Field Engineer

Notes

None

Remedy

Contact the Global Support Center.

08055

Message

Session forced off by PMPC or gtwglobal or security violation.

Explanation

The session was killed by either the PMPC or gtwglobal utilities or there is a security violation. This error will be returned to the user when the session tries to reconnect. If the user does not try to reconnect within the timeout period set in the gateway gdo, this error will result in an 8018 error.

Generated By

Gateway

For Whom

Field Engineer

Notes

None

Remedy

Close the virtual circuit on the forced off call and establish a new session that follows the established security protocol.

08056

Message

A message was received that failed to follow the required security policy

Explanation

The gateway received a message from the client with insufficient security level to satisfy the security policy established for the user based on their identity, the machine they are logged on from, or some other criteria.

Generated By

Gateway

For Whom

End User

Notes

None

Remedy

This error should only occur if a Client or the Gateway is misbehaving. Please contact the Global Support Center.

08057

Message

A message was received that failed to follow the required security policy. %s

Explanation

The gateway received a message from the client with insufficient security level to satisfy the security policy established for the user based on their identity, the machine they are logged on from, or some other criteria. This error can also occur during logon, if a policy would apply, but the client does not support the enforcement of security policy, or if the user used an authentication mechanism that their security policy does not allow. It will also occur if anything would prevent the lookup or enforcement of security policy. An error 8056 would normally be returned to the client, but if this error occurs during logon, an error 8017 will be returned to the client instead.

Generated By

Gateway

For Whom

Field Engineer, Security Administrator

Notes

None

Remedy

If the gateway received a message from the client with insufficient security level to satisfy the security policy, contact the Global Support Center. If the Client does not support the enforcement of security policy, it must be upgraded to a version that supports the enforcement of security policy, or, if the policy was applied in error, it should be removed from the security policy directory. If a complaint of lack of support occurs with a client version that is supposed to be able to enforce security policy, contact the Global Support Center. If the user used an authentication mechanism that their security policy does not allow, verify that the user knows

what mechanisms they are permitted to use, and how to set up their client to use them. If they should have been able to use the mechanism, update the security policy directory so that they are given permission to use it. If anything prevented the lookup or enforcement of security policy, verify your TDGSS setup, and if that fails, contact the Global Support Center.

08058

Message

A session must reconnect to the original connection port %d.

Explanation

The gateway requires that the session reconnects to the original connection port. If original session connected through the HTTPS port, the session must reconnect using the HTTPS port. If original session connected through the legacy port, the session must reconnect to the legacy port.

Generated By

Gateway

For Whom

Client Interface, End User

Notes

None

Remedy

Reconnect the session to the original connection port.

08059

Message

Advanced SQL Engine is configured to accept TLS encrypted connections only. %s

Explanation

When the gateway is configured with TLS set to 'required', connections are required to use TLS. The gateway listens to both the HTTPS port and the legacy port and only accepts a new TLS connection through the HTTPS port. Gateway will return an error to the client application if it receives a legacy connection request from the legacy port.

Generated By

Gateway

For Whom

Client Interface, End User

Notes

None

Remedy

Reconnect to the gateway using TLS port. Alternatively, the TLS setting can be configured to 'nolegacy' to disable connections on legacy port on server. Alternatively, the TLS setting can be configured to 'enable' to allow connections on both HTTPS and legacy ports on server. For 17.10+ clients, set connection SSLMODE to a TLS compatible value. If unsuccessful, contact your Teradata database administrator. For pre-17.10 clients, upgrade to TTU 17.10 or later version and set connection SSLMODE to a TLS compatible value. If unsuccessful, contact your Teradata database administrator.

08060

Message

Gtwtglobal issued kill command: %s

Explanation

Gtwtglobal issued a kill command for the specified session. The current request is aborted and the session will attempt to log off.

Generated By

Gateway

For Whom

Field Engineer

Notes

None

Remedy

If the frequency of the message is abnormally high, contact the National Support Center. Otherwise, ignore this message.

08061

Message

Gateway could not recover a session from a down PE.

Explanation

A session could not be switched from a down PE to an up PE because all available PEs for the host group are full.

Generated By

Gateway

For Whom

Field Engineer

Notes

None

Remedy

If the frequency of the message is abnormally high, contact the Global Support Center. Otherwise, ignore this message.

08062

Message

Session message had illegal authentication field or security violation

Explanation

A authorization error or security violation occurred. This may be the result of an attempt to illegally access the database.

Generated By

Gateway

For Whom

Field Engineer

Notes

None

Remedy

If the frequency of the message is abnormally high, contact the National Support Center. Otherwise, ignore this message.

08063**Message**

Session termination type is incorrect. Termination type forced used.

Explanation

The termination type for this session is incorrect. This error is due to a unexpected path through the state tables.

Generated By

Gateway

For Whom

Field Engineer

Notes

None

Remedy

Contact the National Support Center.

08064**Message**

Session caused an unexpected state transition.

Explanation

A session event caused a state transition to an unexpected event.

Generated By

Gateway

For Whom

Field Engineer

Notes

None

Remedy

If the frequency of the message is abnormally high, contact the National Support Center. Otherwise, ignore this message.

08065

Message

The gateway control gdo is corrupt or invalid: %s

Explanation

The Gateway Gdo used is either corrupt or invalid. A default Gdo is built to replace the bad gdo.

Generated By

Gateway

For Whom

System Administrator

Notes

None

Remedy

Contact Global Support Center.

08066

Message

%s

Explanation

One of the following has occurred: The gateway has not received the expected toshostenable message after the DBS configuration has been determined. It will wait until it receives the message. OR This gateway was chosen to build the GDO, but was not able to broadcast a GDO build complete message to the other gateways after the GDO build completed. It will continue trying to send the message. OR This gateway was not chosen to build the GDO and

has not received a GDO build complete message from the gateway that was supposed to build the GDO. It will wait until it receives the message.

Generated By

Gateway

For Whom

Field Engineer

Notes

None

Remedy

If the frequency of the message is abnormally high, contact the National Support Center. Otherwise, ignore this message.

08067

Message

Gateway vproc status not online: %s

Explanation

Status of the gateway vproc is not online.

Generated By

Gateway

For Whom

Field Engineer

Notes

None

Remedy

Change the gateway vproc status to online and restart the DBS. If problem persists, contact the Global Support Center.

08068

Message

External authentication not currently allowed.

Explanation

The gateway attempted an external authentication and external authentication is not currently allowed.

Generated By

Gateway

For Whom

End User

Notes

None

Remedy

Logon to the database without using external authentication.

08069**Message**

The gateway requires external authentication.

Explanation

The gateway detected a normal logon sequence and external authentication is required.

Generated By

Gateway

For Whom

End User

Notes

None

Remedy

Logon to the database using external authentication or have your system administrator disable must use external authentication.

08070

Message

The gateway was unable to register the Service Principal Name (SPN). Kerberos is not supported as a authentication protocol.

Explanation

The Kerberos authentication protocol requires a SPN. Since the gateway was unable to register the SPN, the gateway will not support kerberos as an authentication method.

Generated By

Gateway

For Whom

Field Engineer

Notes

None

Remedy

Upgrade the infrastructure to one which supports registering SPNs.

08071

Message

Deprecated logons are not allowed. Upgrade client software to latest version.

Explanation

The gateway detected a deprecated logon sequence and deprecated logons are not allowed. Upgrade the client application to a version which supports encrypted passwords.

Generated By

Gateway

For Whom

Field Engineer

Notes

None

Remedy

Correct the configuration. If the problem persists, contact the National Support Center.

08072

Message

%s

Explanation

This error message is used to display tdgss status information.

Generated By

Gateway

For Whom

Field Engineer

Notes

None

Remedy

No action is necessary. This is just an informative message.

08073

Message

Logon Authentication Failed

Explanation

This error message is used to display the results of the tdgss_accept_sec_context call which is used to authenticate users. The most probable reason for this error is the user specified an invalid set of credentials. Other possible reasons include incorrect tdgss configuration information or network infrastructure problems.

Generated By

Gateway

For Whom

System Administrator

Notes

None

Remedy

Verify the user is specifying the correct set of credentials for the mechanism the user is specifying. Verify the tdgss configuration information is correct. If the problem persists, contact the National Support Center.

08074

Message

%s Timed Out

Explanation

The connection was closed as the client exceeded the connection timeout during the logon sequence.

Generated By

Gateway

For Whom

System Administrator

Notes

None

Remedy

Verify if the user is genuine with the IP address/Port specified. If the frequency of the message is abnormally high, contact the Global Support Center.

08075

Message

%s

Explanation

This message is used to display the gateway status information.

Generated By

Gateway

For Whom

Field Engineer

Notes

None

Remedy

No action is necessary. This is just an informative message.

08076

Message

%s

Explanation

This message is used to display gateway informative message with appropriate details.

Generated By

Gateway

For Whom

Field Engineer

Notes

None

Remedy

No action is necessary. This is just an informative message.

08077

Message

Diagnostic Data Bundle file for event %d is ready to collect: %s

Explanation

The Diagnostic Data Bundle file is available and ready for collection.

Generated By

Gateway

For Whom

Field Engineer

Notes

None

Remedy

This event is not a problem in itself, but is just a trigger for the DDB collection of diagnostic information related to some other event. For more specific information, see the documentation for the event referred to in the message for this event.

08078

Message

A non-fatal error was returned by the security library call: %s

Explanation

The security library returned an error which was could not be isolated to a single session. Therefore, the gateway could not continue.

Generated By

Gateway

For Whom

Field Engineer

Notes

None

Remedy

Correct the configuration. If the problem persists, contact the National Support Center.

08079

Message

A fatal error was returned by the security library call: %s

Explanation

The security library returned an error which was could not be isolated to a single session. Therefore, the gateway could not continue.

Generated By

Gateway

For Whom

Field Engineer

Notes

None

Remedy

Correct the configuration. If the problem persists, contact the National Support Center.

08080**Message**

Secure Sign-on Only allowed and unable to initialize

Explanation

Secure Sign-on only specified and unable to load the secure library.

Generated By

Gateway

For Whom

Field Engineer

Notes

None

Remedy

Correct the configuration. If the problem persists, contact the National Support Center.

08081**Message**

External Authentication only required and unable to initialize Security Library. Unable to continue

Explanation

The gateway was unable to load the secure library. Since only external authentication is allowed, the gateway cannot provide a connection to the database.

Generated By

Gateway

For Whom

Field Engineer

Notes

None

Remedy

Correct the configuration. If the problem persists, contact the National Support Center.

08082**Message**

Invalid Configuration Warning: %s

Explanation

Either the gateway configuration, the PE configuration, the Lan configuration, the host group or the service setup is invalid, or they are inconsistent. If the problem can be resolved by the gateway rebuilding its GDO, as is the case when the inconsistency is caused by a configuration change since the last time the gateway started, the message will note that the gateway is rebuilding its GDO, and the gateway should come up normally. If the problem cannot be resolved by rebuilding the GDO, a default value will be used that should allow the gateway to come up normally, unless the value had been changed from its default. Note that a configuration change that prompts a gateway GDO rebuild can be intentional, as when host group membership is rearranged, or unintentional, as when a hardware problem forces a node to drop out, and again when the node rejoins after the problem is resolved.

Generated By

Gateway

For Whom

Field Engineer

Notes

None

Remedy

If the gateway cannot resolve the problem itself, you should correct the configuration. If the problem persists, contact the National Support Center.

08083

Message

Gateway not started in Gateway Vproc: %s

Explanation

The Gateway was not started in a vproc defined as type gateway.

Generated By

Gateway

For Whom

Field Engineer

Notes

None

Remedy

Correct the configuration. If problem persist, contact the Global Support Center.

08084

Message

Gateway Thread failed to start: %s

Explanation

One of the required gateway threads failed to start.

Generated By

Gateway

For Whom

Field Engineer

Notes

None

Remedy

Contact the Global Support Center.

08085

Message

A non-fatal internal error has occurred.

Explanation

An internal error has occurred in the gateway software. This error should be accompanied by the logevent by the gateway which indicated the gateway error encountered.

Generated By

Gateway

For Whom

Field Engineer

Notes

None

Remedy

If the frequency of the message is abnormally high, contact the Global Support Center. Otherwise, ignore this message.

08086

Message

All the virtual circuits on the node are in use

Explanation

The number of virtual circuits on the node has reached the capacity specified in the gateway gdo. The session will be closed so that the client can connect to a different node.

Generated By

Gateway

For Whom

End User

Notes

None

Remedy

If the frequency of the message is abnormally high, contact the Global Support Center. Otherwise, ignore this message.

08087**Message**

Session caused an illegal state transition.

Explanation

A session event which should not occur caused a state transition,

Generated By

Gateway

For Whom

Field Engineer

Notes

None

Remedy

If the frequency of the message is abnormally high, contact the National Support Center. Otherwise, ignore this message.

08088**Message**

Invalid Configuration Alert: %s

Explanation

Either the gateway configuration, the PE configuration, the Lan configuration or the host group is invalid, or they are inconsistent. The gateway will either continue in a degraded mode, force a database restart, or will suspend its startup and not accept connections.

Generated By

Gateway

For Whom

Field Engineer

Notes

None

Remedy

Correct the configuration. If host names or internet addresses are invalid, the problem may be in the network setup or in the host name lookup service, rather than in the configuration of the Teradata components. If the problem persists, contact the National Support Center.

08089

Message

An non-fatal unexpected error was returned by PDE: %s

Explanation

An error was returned by PDE.

Generated By

Gateway

For Whom

Field Engineer

Notes

None

Remedy

Contact the Global Support Center.

08090

Message

Information could not be converted to a different character set.

Explanation

When connecting to the database, or reconnecting after a network problem or database reset, information from the client, the database or an external authentication method may need to be converted into a different character set. The information could not be converted because it either cannot be represented in the other character set, or it would end up longer than it is allowed to be.

Generated By

Gateway

For Whom

End User

Notes

None

Remedy

Choose a session character set that can represent all of your account information without exceeding the size limits, or have your account administrator modify your account information to use only characters that can be represented in your session character set, and is not too long when it is represented in that character set.

08091**Message**

Detail for 8017: The user is attempting to logon from a non-authorized host. %s

Explanation

Logon restriction by host has been enabled and the user is attempting to logon from a host that they are not authorized to use. Error 8017 was returned in the logon response message.

Generated By

Gateway

For Whom

System Administrator

Notes

None

Remedy

Investigate why an account is attempting to logon from a host it is not authorized to use, and either remove the IP address restriction if the logon should have been allowed, or deal with it appropriately if the attempt was accidental or malicious.

08092

Message

This host group has reached its maximum session limit. %s

Explanation

When the gateway's assign task receives an assign request, it needs to assign the session to an available PE. If the capacity of all PEs configured with the same logical host id has been reached or if there is only one gateway vproc up and running in the host group, and its capacity has been reached, then the session cannot be assigned to a PE and error 8024 was returned to the client application in the assign response message.

Generated By

Gateway

For Whom

System Administrator

Notes

None

Remedy

Ask the client application user to wait for some amount of time and retry the logon attempt so that it may succeed when another session logs off. If this problem occurs frequently, then the system administrator may need to contact Global Support Center to increase the number of PEs in the host group, or to increase the number of sessions that the gateway is allowed to handle.

08093

Message

%s

Explanation

Information often needs to be converted between character sets. The information could not be converted because it cannot be represented in the new character set.

Generated By

Gateway

For Whom

System Administrator

Notes

None

Remedy

Tell the user to choose a session character set that can represent the information or modify their account information to use only characters that can be represented in their session character set, the database character set and Unicode. If the information is generated by the database or the gateway and changing the session character set doesn't fix the problem, contact the Global Support Center.

08094

Message

Gateway suspending: %s

Explanation

The Gateway has been suspended. It will not respond to new or existing connections until it resumes.

Generated By

Gateway

For Whom

System Administrator

Notes

None

Remedy

Determine why the gateway has suspended itself and fix the problem, or contact the Global Support Center.

08095

Message

Gateway resuming: %s

Explanation

The Gateway has resumed execution. It should now respond to all new or existing connections.

Generated By

Gateway

For Whom

System Administrator

Notes

None

Remedy

Information only. No action is needed.

08096

Message

The number of virtual circuits connected to this node has exceeded the specified maximum limit. %s

Explanation

The number of virtual circuits on the node has reached the capacity specified in the gateway GDO. The virtual circuit will be closed so that the client can connect to a different node.

Generated By

Gateway

For Whom

System Administrator

Notes

None

Remedy

If the frequency of the message is abnormally high, then the system administrator may need to contact the Global Support Center to increase the number of sessions the gateway is allowed to handle, or to determine what is causing an uneven distribution of connections.

08097

Message

Logon Failed

Explanation

Logon failed. Logging the reason in the log.

Generated By

Gateway

For Whom

System Administrator

Notes

None

Remedy

Information only. No action is needed.

08098

Message

Gateway encountered error while reserving port.

Explanation

An error occurred while the Gateway was attempting to reserve a network port.

Generated By

Gateway

For Whom

Field Engineer

Notes

None

Remedy

Check all network configuration settings such as service and port assignment on server and client side. Contact Global Support Center if problem persists.

08099

Message

A Gateway event has occurred.

Explanation

A Gateway event occurred. This is for checkpoint purposes.

Generated By

Gateway

For Whom

Field Engineer

Notes

None

Remedy

None needed.

Database Messages

1001

Message

%VSTR.

Explanation

This is a generic warning only. BAR job encounters a warning, but job completed. Abort/Skip processing current object, and continue to process next object.

Generated By

BAR.

For Whom

End user.

Notes

This message is informational.

Remedy

Remedy is specific to the condition.

1002

Message

%VSTR.

Explanation

This is a generic non-fatal error. BAR job encounters an error, but job completed. Abort/Skip processing current object, and continue to process next object.

Generated By

BAR.

For Whom

End user.

Notes

This message is informational.

Remedy

Remedy is specific to the condition.

1003

Message

%VSTR.

Explanation

This is a generic fatal error. BAR job encounters an error, and job failed.

Generated By

BAR.

For Whom

End user.

Notes

None.

Remedy

Remedy is specific to the condition.

1004

Message

%VSTR.

Explanation

This is a generic internal error. BAR job encounters an internal error, and job aborted.

Generated By

BAR.

For Whom

Either End user or field engineer.

Notes

None.

Remedy

Remedy is specific to the condition. Might need to contact a field engineer.

1005

Message

%VSTR.

Explanation

The BAR software uses CLI to access data on Teradata Database. It encounters an error while trying to access data on Teradata Database, and job aborted.

Generated By

BAR.

For Whom

End user.

Notes

This is a generic CLI error.

Remedy

Contact the System Administrator.

1006

Message

%VSTR.

Explanation

The BAR software uses Teradata SQL to do some of its work. It encounters an error while trying to access data on Teradata Database, and job aborted.

Generated By

BAR.

For Whom

Either End user or field engineer.

Notes

This is a generic SQL error that BAR software encounters.

Remedy

Remedy is specific to the condition. Might need to contact a field engineer.

1007

Message

The root element is not found during parsing.

Explanation

A BAR job definition contains an entry which is not in the proper sequence.

Generated By

BAR.

For Whom

End user.

Notes

None.

Remedy

Reference Manual to Correct the syntax and resubmit the job.

1008

Message

Online Logging is still enabled.

Explanation

At the end of DATA phase in a backup job there are still objects online.

Generated By

DBS BAR

For Whom

End user of BAR Backup.

Notes

This is an informational message, not a fatal error. The backup operation will complete successfully, returning a warning. This behavior is designed to emulate ARCMAN.

Remedy

User can run logging online archive off SQL to log off the objects that are online.

1009

Message

BuildObjectMap: Duplicate object in plan for %VSTR.

Explanation

This object is a duplicate of a previous object in the list or the table level object belongs to one of the database level objects in the object list.

Generated By

BAR.

For Whom

End user.

Notes

None.

Remedy

Remove one of the duplicate names or the table level object and resubmit the job.

1010

Message

The object was skipped because it was not in the archive.

Explanation

Restore processing could not locate the object in the indicated backup file.

Generated By

BAR.

For Whom

End user.

Notes

The BAR software skips this object and tries to restore next one in list.

Remedy

Make sure the specified objects in the restore job actually exist in the indicated backup file.

1011

Message

%VSTR.

Explanation

This is a generic postscript warning. Restore job encounters a warning during processing postscript in cross-system restore operation, but job completed.

Generated By

BAR.

For Whom

End user.

Notes

This message is informational.

Remedy

Remedy is specific to the condition.

1012

Message

%VSTR.

Explanation

This is a generic postscript non-fatal error. Restore job encounters a non-fatal error during processing postscript in cross-system restore operation, but job completed.

Generated By

BAR.

For Whom

Field engineer.

Notes

None.

Remedy

Contact a field engineer.

1013

Message

Error occurred during post script processing. %VSTR.

Explanation

This is a generic post script error. Restore job encountered an error during post script processing.

Generated By

BAR.

For Whom

Field engineer.

Notes

None.

Remedy

Review the post script log to determine the cause of the error. If possible, fix the cause and re-run the post script manually.

1014

Message

%VSTR.

Explanation

This is a common error for bad operation.

Generated By

BAR.

For Whom

End user.

Notes

The option combination indicated is not allowed.

Remedy

Reference Manual to Correct the syntax and resubmit the job.

1015

Message

The specified object does not exist in either the database system or backup:%VSTR.

Explanation

The specified object does not exist in either the database system or backup.

Generated By

BAR.

For Whom

End user.

Notes

None.

Remedy

Correct the object name and resubmit the job.

1016

Message

Request to abort job rejected as no running job with given job execution id is found.

Explanation

The request to abort job is rejected as no job is found with given job execution id.

Generated By

BAR.

For Whom

End user or field engineer.

Notes

None.

Remedy

None.

1017

Message

Object was skipped because it was excluded during the archive.

Explanation

The object is skipped because the user specified that the object be excluded during the archive so it cannot be restored.

Generated By

BAR.

For Whom

End user.

Notes

None.

Remedy

Correct the object name and resubmit the job.

1018

Message

An object of type %VSTR cannot be excluded during an archive.

Explanation

An object of this type cannot be excluded during an archive.

Generated By

BAR.

For Whom

End user.

Notes

None.

Remedy

Correct the object name and resubmit the job.

1019

Message

Cannot copy User-defined join or hash index.

Explanation

User-defined Join or hash indexes are not allowed to be copied to different database. But, system defined join indexes are allowed.

Generated By

BAR.

For Whom

End user.

Notes

None.

Remedy

Copy to same database.

1020

Message

Not allowed to backup object.

Explanation

The object not allowed to be archived. The object will not be included in the backup.

Generated By

BAR.

For Whom

End user.

Notes

None.

Remedy

None.

1021

Message

There is a Down Amp in the system, the job cannot continue.

Explanation

There is a down amp in the system.

Generated By

BAR.

For Whom

End user.

Notes

None.

Remedy

Bring all the amps online and resubmit the job.

1022

Message

XML Plan for execution of job contains no object list.

Explanation

XML Plan for execution of job contains no object list.

Generated By

BAR.

For Whom

End user.

Notes

None.

Remedy

Check the objects in job and submit again.

1023

Message

XML Plan for execution of job contains multiple objects with DBC.

Explanation

DBC objects are mentioned in job.

Generated By

BAR.

For Whom

End user.

Notes

None.

Remedy

Remove the dbc objects and resubmit the job.

1024

Message

XML Plan for execution of job does not allow dictionary only operations on DBC.

Explanation

Dump/restore of DICTIONARY only for database DBC is not allowed.

Generated By

BAR.

For Whom

End user.

Notes

None.

Remedy

Remove dictionary only option and resubmit the job.

1025

Message

Saveset Username is required for DBC Restore.

Explanation

Saveset user name is not defined.

Generated By

BAR.

For Whom

End user.

Notes

None.

Remedy

Provide a saveset username and resubmit the job.

1026

Message

Saveset Password is required for DBC Restore.

Explanation

Saveset password is not defined.

Generated By

BAR.

For Whom

End user.

Notes

None.

Remedy

Provide a saveset password and resubmit the job.

1027

Message

Job plan for execution of job does not allow dump/restore of individual objects in DBC. Please modify the job plan and retry.

Explanation

Individual dbc objects are not allowed to be dumped/restored.

Generated By

BAR.

For Whom

End user.

Notes

None.

Remedy

Change the job and resubmit it.

1028

Message

Job plan for execution of job does not allow dump/restore of individual objects in SYSUDTLIB.
Please modify the job plan and retry.

Explanation

Individual sysudtlb objects are not allowed to be dumped/restored.

Generated By

BAR.

For Whom

End user.

Notes

None.

Remedy

Change the job and resubmit it.

1029

Message

XML Plan for execution of job contains multiple objects with SYSUDTLIB.

Explanation

Sysudtlb objects are not allowed to be dumped/restored.

Generated By

BAR.

For Whom

End user.

Notes

None.

Remedy

Change the job and resubmit it.

1030

Message

Job plan cannot contain any SYSUDTLIB objects. Please modify the job plan and retry.

Explanation

Sysudtlib objects are not allowed to be dumped/restored.

Generated By

BAR.

For Whom

End user.

Notes

None.

Remedy

SYSUDTLIB objects will be backed up with DBC.

1031

Message

Job plan contains map_to or renamed_to without specifying the name. Please update the job plan to remove empty tags.

Explanation

Did not include new names for map_to or rename_to.

Generated By

BAR.

For Whom

End user.

Notes

None.

Remedy

Change the job and resubmit it.

1032

Message

Job plan requests copying the DBC database. The DBC database cannot be copied.

Explanation

Copy of DBC is not allowed.

Generated By

BAR.

For Whom

End user.

Notes

None.

Remedy

Change the job and resubmit it.

1033

Message

Job plan for execution of job does not allow copy to DBC. Please update job plan to specify target database other than DBC.

Explanation

Copy to DBC is not allowed.

Generated By

BAR.

For Whom

End user.

Notes

None.

Remedy

Change the job and resubmit it.

1034

Message

Job plan for execution of job does not allow copy of SYSUDTLIB. Please update the Job plan and retry.

Explanation

Copy of SYSUDTLIB is not allowed.

Generated By

BAR.

For Whom

End user.

Notes

None.

Remedy

Change the job and resubmit it.

1035

Message

Job plan for execution of job does not allow copy to SYSUDTLIB. Please update the job plan to specify target database other than SYSUDTLIB.

Explanation

Copy to SYSUDTLIB is not allowed.

Generated By

BAR.

For Whom

End user.

Notes

None.

Remedy

Change the job and resubmit it.

1036

Message

XML Plan for execution of job contains no streamlist.

Explanation

Streamlist is missing from job execution xml.

Generated By

BAR.

For Whom

End user.

Notes

None.

Remedy

Change the job and resubmit it.

1037

Message

Remote Target not found for MS Route Id = %VSTR.

Explanation

Remote Target is not found.

Generated By

BAR.

For Whom

Site support representative..

Notes

None.

Remedy

Contact your Support Representative.

1038

Message

TargetLocal not found for file system id = %VSTR.

Explanation

Target Local is not found.

Generated By

BAR.

For Whom

End user.

Notes

None.

Remedy

Define target local for file system and resubmit job.

1039

Message

Data Set not found for Data Set Id = %VSTR.

Explanation

Data Set is not found.

Generated By

BAR.

For Whom

End user.

Notes

None.

Remedy

Define data set and resubmit job.

1040

Message

Stream Set not found for Route Id = %VSTR.

Explanation

Stream Set is not found.

Generated By

BAR.

For Whom

End user.

Notes

None.

Remedy

Define stream set and resubmit job.

1041

Message

Job plan cannot specify ONLINE for a DICTIONARY backup. Please update the job and retry.

Explanation

Online option is not allowed for dictionary backup.

Generated By

BAR.

For Whom

End user.

Notes

None.

Remedy

Remove the online option and submit job.

1042

Message

Amp count in job plan does not match current configuration, job plan and current configuration amp count are %VSTR.

Explanation

Amp count in job plan does not match amp count in configuration.

Generated By

BAR.

For Whom

End user.

Notes

None.

Remedy

Contact field engineer.

1043

Message

The following maps requested in the restore job plan do not exist: %VSTR.

Explanation

The restore job plan specifies the tables be restored to a map that does not exist.

Generated By

BAR.

For Whom

End user.

Notes

None.

Remedy

Correct the map name in the restore job plan.

1044

Message

The user does not have access rights to the following maps: %VSTR.

Explanation

The restore job plan specifies the tables be restored to a map that the user does not have the appropriate access rights.

Generated By

BAR.

For Whom

End user.

Notes

None.

Remedy

Correct the map name in the restore job plan.

1045

Message

Execute map number was changed to system default map.

Explanation

The Execute Map Number for the object was changed to use the system default map. When a table operator is restored or copied, the Execute Map Number is always changed to use the system default map.

Generated By

BAR.

For Whom

End user.

Notes

None.

Remedy

None.

1046

Message

Map number for Foreign Server was changed to system default map.

Explanation

The Map Number for the object was changed to use the system default map. When a Foreign Server is restored or copied, the Map Number is always changed to use the system default map.

Generated By

BAR.

For Whom

End user.

Notes

None.

Remedy

None.

1047

Message

Restore job cannot be restarted due to reconfig id mismatch. Please run the full restore job.

Explanation

System configuration has changed since this restore job was last run. Please run the full restore job.

Generated By

BAR.

For Whom

End user.

Notes

None.

Remedy

The full restore job must be run.

1048

Message

Restore job cannot be restarted due to sysinit time mismatch. Please run the full restore job.

Explanation

The sysinit time has changed since this restore job was last run. Please run the full restore job.

Generated By

BAR.

For Whom

End user.

Notes

None.

Remedy

The full restore job must be run.

1049

Message

Restore job cannot be restarted due to DBS internal flag DSALimitObjects being set to true.

Explanation

The DBS internal control flag DSALimitObjects is set to true, which disables the ability to restart restore jobs. Please run the full restore job or change the DSALimitObjects internal control flag to false.

Generated By

BAR.

For Whom

End user.

Notes

None.

Remedy

The full restore job must be run or change DSALimitObjects internal control flag.

1050

Message

Object cannot be restarted because the table definition for %DBID.%TVMID has changed.

Explanation

The table definition has changed since this restore job was last run. Since the table definition might not match the data rows, this restore job cannot be restarted. Please run the full restore job.

Generated By

BAR.

For Whom

End user.

Notes

None.

Remedy

The full restore job must be run.

1051

Message

The current thread cannot unlock the mutex since it does not own it; expected and found threads are %VSTR.

Explanation

The current thread cannot unlock the mutex since it does not own it.

Generated By

BAR.

For Whom

End user.

Notes

None.

Remedy

Contact the field engineer.

1052

Message

Restore job cannot be restarted because the configuration is not the same. Please run the full restore job.

Explanation

The system configuration has changed since this restore job was last run. This could be due to a down amp or an amp coming back online. Please run the full restore job.

Generated By

BAR.

For Whom

End user.

Notes

None.

Remedy

The full restore job must be run.

1053

Message

The datablock size for table is not appropriate based on the system characteristics. Consider executing an ALTER TABLE DATABLOCKSIZE IMMEDIATE command or an INSERT-SELECT to a new table.

Explanation

A BAR Restore operation is restoring whole blocks from a table whose archived block sizes are inappropriate for the target system configuration.

Generated By

BAR.

For Whom

End user of BAR Restore.

Notes

This is an informational message, not a fatal error. The associated table is restored successfully.

Remedy

After completion of the Restore, contact Field Engineer and take appropriate action if necessary.

1055

Message

Lock Status unknown, please execute object_release command to release leftover locks.

Explanation

DSMain should released all locks but there might be leftover lock after the job/command is finished. To remove them user must execute object_release command.

Generated By

BAR

For Whom

End user.

Notes

None.

Remedy

User can release the lock through object_release command.

1056

Message

Cannot perform incremental restore when the source system is running on a different major release than the target system.

Explanation

Incremental Restores cannot be performed when the source system is a different major release than the target system.

Generated By

BAR

For Whom

End user.

Notes

None.

Remedy

The source system needs to be updated to be the same major version as the target system.

1057

Message

Online backup job enabled for Incremental Restore cannot be run because objects are already enabled for online logging. Abort processing attempted to disable online logging so retry the job.

Explanation

The online backup job enabled for Incremental Restore cannot be run because there are objects that have online logging already turned on. All objects must not have online logging enabled before starting an online backup enabled for Incremental Restore. The abort processing has attempted to disable online logging so retry running the job.

Generated By

BAR.

For Whom

End user.

Notes

None.

Remedy

Online logging must be disabled before an Online backup enabled for Incremental Restore can be run.

1058

Message

IR restore cannot be performed from this backup since source DBS version is using old version of delete log row structure.

Explanation

The IR restore cannot be performed using this backup since the source system DBS version is using old version of delete row logging structure, that means IR backups performed on DBS versions earlier than 16.20.47.01 cannot be restored to target with DBS version 16.20.47.01 or later. This is because DR 192097 introduced structure change in delete row logging at 16.20.47.01.

Generated By

BAR.

For Whom

End user.

Notes

None.

Remedy

Run traditional CBB restore from IR enabled backups. i.e. disable next_incremental_restore and enable_incremental_restore tags while creating restore job.

1060

Message

Message does not have BAR header. It has message class = %VSTR.

Explanation

Message received without proper header.

Generated By

BAR.

For Whom

End user.

Notes

None.

Remedy

Contact the field engineer.

1061

Message

Incorrect Message size, size of message received is = %VSTR.

Explanation

Message being received is bigger than any valid BAR(RSG) messages.

Generated By

BAR.

For Whom

End user.

Notes

None.

Remedy

Contact the field engineer.

1062

Message

Invalid XML job plan is detected.

Explanation

Invalid XML job plan is detected and is rejected. It is a potential DSC issue.

Generated By

BAR.

For Whom

End user.

Notes

None.

Remedy

Contact the field engineer.

1063

Message

A duplicate job id is found. The job id is %VSTR.

Explanation

A duplicate job id is detected. It is a potential DSC issue.

Generated By

BAR.

For Whom

End user.

Notes

None.

Remedy

Wait for the first job to finish and then resubmit the job.

1064

Message

No partitions available for job execution id = %VSTR. Please retry after any of the running DSA jobs completes execution.

Explanation

No partitions available for running job.

Generated By

BAR.

For Whom

End user.

Notes

None.

Remedy

Should wait until some jobs are done so the partition is available.

1065

Message

Time out: job execution id and bucket are %VSTR.

Explanation

Timeout period of 10 minutes is over.

Generated By

BAR.

For Whom

End user.

Notes

None.

Remedy

Contact the field engineer.

1066

Message

Cannot exclude Index during a restore. The Index name is %VSTR.

Explanation

Cannot exclude index during a restore.

Generated By

BAR.

For Whom

End user.

Notes

None.

Remedy

Remove the index name(s) and resubmit the job.

1067**Message**

Internal DSM Storage pool calculation error.

Explanation

The byte count to be substraced from the internal DSM storage pool may be too big.

Generated By

BAR.

For Whom

End user.

Notes

None.

Remedy

Contact the field engineer.

1068**Message**

Internal DSM Storage spool list is empty.

Explanation

Potential internal programming error.

Generated By

BAR.

For Whom

End user.

Notes

None.

Remedy

Contact the field engineer.

1069

Message

Invalid element count in the internal DSM storage list.

Explanation

The element count in the internal DSM storage list is zero.

Generated By

BAR.

For Whom

End user.

Notes

Potential internal programming error.

Remedy

Contact the field engineer.

1070

Message

Invalid message class received; received and expected classes are %VSTR.

Explanation

Received invalid message class.

Generated By

BAR.

For Whom

End user.

Notes

This can be caused by internal programming error.

Remedy

Contact the field engineer.

1071

Message

Error attempting to read Vconfig GDO.

Explanation

Error reading vconfig gdo.

Generated By

BAR.

For Whom

End user.

Notes

Verify if vconfig GDO exists.

Remedy

Contact the field engineer.

1072

Message

Could not locate ONLINE PE to open internal session.

Explanation

Could not locate ONLINE PE to open internal session.

Generated By

BAR.

For Whom

End user.

Notes

None.

Remedy

Ensure at least one PE is up.

1073

Message

Data File Open Error on directory path:%VSTR.

Explanation

File Open Error on the given directory path.

Generated By

BAR.

For Whom

End user.

Notes

None.

Remedy

Check to ensure that the data file exists.

1074

Message

Data File has bad format.

Explanation

Data File DumpHeader is missing.

Generated By

BAR.

For Whom

End user.

Notes

The Data File may be bad.

Remedy

If possible, please take a new dump. Otherwise, contact field engineer.

1075

Message

Cannot archive/restore more than 5000 objects.

Explanation

Maximum number of objects which can be archived/restore reached.

Generated By

BAR.

For Whom

End user.

Notes

This is a 14.10 restriction.

Remedy

Change the job plan and submit again.

1078

Message

Unknown record type is %VSTR.

Explanation

Unknown record type found.

Generated By

BAR.

For Whom

End user.

Notes

The dump may be bad.

Remedy

If possible, please take a new dump. Otherwise, contact field engineer.

1079

Message

Post dbc restore script not started since system is not quiescent. Please run the post_dbc_restore script manually with the following command: %VSTR<dbc_password>.

Explanation

Did not start post dbc restore script due to system not being quiescent.

Generated By

BAR.

For Whom

End user.

Notes

None.

Remedy

Please run the post_dbc_restore script manually and also configure the system with DSC again.

1080

Message

Possible data file corruption: Multiple DUMPHEADER records found. Please take a new DUMP.

Explanation

Multiple dump header records found.

Generated By

BAR.

For Whom

End user.

Notes

The dump is bad.

Remedy

If possible, please take a new dump. Otherwise, contact field engineer.

1081

Message

Possible data file corruption: Amp Info Record missing. Please take a new DUMP.

Explanation

Amp Info record missing.

Generated By

BAR.

For Whom

End user.

Notes

The dump is bad.

Remedy

If possible, please take a new dump. Otherwise, contact field engineer.

1082

Message

Possible data file corruption: No ENDOBJECT record found between DATASEGMENTS.
Please take a new DUMP.

Explanation

End object record missing between datasegments.

Generated By

BAR.

For Whom

End user.

Notes

The dump is bad..

Remedy

If possible, please take a new dump. Otherwise, contact field engineer.

1083

Message

Possible data file corruption: Found ENDOBJECT record that does not match current DATASEGMENT records. Please take a new DUMP.

Explanation

End object record does not match current datasegment.

Generated By

BAR.

For Whom

End user.

Notes

The dump is bad.

Remedy

If possible, please take a new dump. Otherwise, contact field engineer.

1084

Message

Possible data file corruption: Reached EOF without finding ENDOBJECT. Please take a new DUMP.

Explanation

Data File Corruption as reached EOF without finding ENDOBJECT.

Generated By

BAR.

For Whom

End user.

Notes

The dump is bad.

Remedy

If possible, please take a new dump. Otherwise, contact field engineer.

1085

Message

Possible data file corruption: Reached EOF without find ENDSTREAMDATA. Please take a new DUMP.

Explanation

Data File corruption as reached EOF without finding ENDSTREAMDATA.

Generated By

BAR.

For Whom

End user.

Notes

The dump is bad.

Remedy

If possible, please take a new dump. Otherwise, contact field engineer.

1086

Message

Meta data file dump header is missing, recordtype is %VSTR. Please take a new DUMP.

Explanation

Meta data file dump header is missing.

Generated By

BAR.

For Whom

End user.

Notes

The dump is bad.

Remedy

If possible, please take a new dump. Otherwise, contact field engineer.

1087

Message

Invalid meta data file record type, record type is %VSTR. Please take a new DUMP.

Explanation

Unexpected meta data file record type is found.

Generated By

BAR.

For Whom

End user.

Notes

The dump is bad.

Remedy

If possible, please take a new dump. Otherwise, contact field engineer.

1088

Message

Meta data file record not found for object, databaseid and tableid = %VSTR. Please take a new DUMP.

Explanation

Meta data file record not found for the object.

Generated By

BAR.

For Whom

End user.

Notes

The dump is bad.

Remedy

If possible, please take a new dump. Otherwise, contact field engineer.

1089

Message

Data seek error occurred. The current offset and data offset are %VSTR.

Explanation

Data seek error while reading data file records.

Generated By

BAR.

For Whom

End user.

Notes

None.

Remedy

Retry the job. If it fails again, either take a fresh dump or contact field engineer.

1090

Message

Meta data file open failed:%VSTR.

Explanation

Meta data file open failed.

Generated By

BAR.

For Whom

End user.

Notes

None.

Remedy

Check to ensure that the meta data file exists.

1091

Message

Message Id does not exist in the internal structure.

Explanation

Message cannot be found in the internal structure.

Generated By

BAR.

For Whom

End user.

Notes

Potential internal programming error.

Remedy

Contact the field engineer.

1092

Message

Table Id does not exist in the internal structure.

Explanation

Table Id cannot be found in the internal structure.

Generated By

BAR.

For Whom

End user.

Notes

Potential internal programming error.

Remedy

Contact the field engineer.

1093

Message

Invalid BAR message kind found. The received and expected message kind are %VSTR.

Explanation

The message kind received is invalid.

Generated By

BAR.

For Whom

End user.

Notes

This can be caused by internal programming error.

Remedy

Contact the field engineer.

1094

Message

The table id is not in the internal object list.

Explanation

The table id cannot be found in the internal object list.

Generated By

BAR.

For Whom

End user.

Notes

Potential internal programming error.

Remedy

Contact the field engineer.

1095

Message

Invalid table id is received from AMP. %VSTR

Explanation

Unexpected table id is received from AMP.

Generated By

BAR.

For Whom

End user.

Notes

This can be caused by internal software problems.

Remedy

Contact the field engineer.

1096

Message

Invalid record type is received. The record type is %VSTR.

Explanation

Unexpected record type is received.

Generated By

BAR.

For Whom

End user.

Notes

The dump is bad.

Remedy

If possible, please take a new dump. Otherwise, contact field engineer.

1097

Message

The AMP number does not exist in the internal structure.

Explanation

The AMP number in the data segment is not found in the internal structure.

Generated By

BAR.

For Whom

End user.

Notes

Internal programming error.

Remedy

Contact the field engineer.

1098

Message

The message does not contain data segment.

Explanation

The data segment is missing in the message.

Generated By

BAR.

For Whom

End user.

Notes

Potential internal programming error.

Remedy

Contact the field engineer.

1100

Message

The hash code does not exist in the internal structure.

Explanation

The hash code is not found in the internal structure.

Generated By

BAR.

For Whom

End user.

Notes

Internal programming error.

Remedy

Contact the field engineer.

1101

Message

Failed to create XML document for socket information.

Explanation

Failed to create xml document for socket information.

Generated By

BAR.

For Whom

End user.

Notes

Internal programming error.

Remedy

Contact the field engineer.

1102

Message

The user does not have DUMP/RESTORE access on %VSTR or more objects. Only the first %FSTR failed access rights are reported.

Explanation

User does not have dump or restore access on objects.

Generated By

BAR.

For Whom

End user.

Notes

None.

Remedy

Fix access right then resubmit the job.

1103

Message

Task Details not found, taskset id and dataset id are:%VSTR.

Explanation

Task details not found.

Generated By

BAR.

For Whom

End user.

Notes

None.

Remedy

Contact the field engineer.

1104

Message

Bad file kind is detected. The file kind is %VSTR.

Explanation

The valid file kinds is either Meta or Data.

Generated By

BAR.

For Whom

End user.

Notes

This is a programming error.

Remedy

Contact the field engineer.

1105

Message

SYSBAR.POSTSCRIPTWORKTBL has rows for current job execution id %VSTR ; please clean them.

Explanation

Rows exist in post script work table that needs to be cleaned.

Generated By

BAR.

For Whom

End user.

Notes

None.

Remedy

Remove the rows from postscriptworktbl for the job that has the execution id given in the error message then resubmit the job.

1106

Message

Dictionary File Open Error on directory path:%VSTR.

Explanation

File Open Error on the given directory path.

Generated By

BAR.

For Whom

End user.

Notes

None.

Remedy

Verify if the file exists before contacting the field engineer.

1107

Message

Cannot exclude too many objects.

Explanation

Exclude too many objects.

Generated By

BAR.

For Whom

End user.

Notes

None.

Remedy

Change the job and resubmit it.

1108

Message

Table header restore received an unknown message, Class and Kind are %VSTR.

Explanation

Table header restore received an unknown message.

Generated By

BAR.

For Whom

End user.

Notes

None.

Remedy

Contact the field engineer.

1109

Message

Post script did not complete due to abort or user error. %FSTR Please run the post script manually with the following command: %VSTR<password>

Explanation

Could not start post restore script.

Generated By

BAR.

For Whom

End user.

Notes

None.

Remedy

Verify if the script exists before calling field engineer.

1110

Message

Out of space in SYSBAR. Increase available space for sysbar and submit the job again.

Explanation

Out of space in SYSBAR.

Generated By

BAR.

For Whom

End user.

Notes

None.

Remedy

Increase available space for sysbar and submit job again.

1111

Message

Failed to create SYSBAR.BARCONNECTINFO macro. The error is %VSTR.

Explanation

Failure occurred when creating SYSBAR.BARCONNECTINFO macro.

Generated By

BAR.

For Whom

End user.

Notes

None.

Remedy

Macro can be created manually or using DSC.

1112

Message

Database Id in table descriptor is not in map:%VSTR.

Explanation

Database Id is not present in map.

Generated By

BAR.

For Whom

End user.

Notes

This can be caused by internal software problems.

Remedy

Contact the field engineer.

1113

Message

DOMImplementationRegistry::getDOMImplementation error detected.

Explanation

DOMImplementationRegistry::getDOMImplementation return none.

Generated By

BAR.

For Whom

Field Engineer.

Notes

The xerces-C++ XML parser may not be current.

Remedy

Contact the field engineer.

1115

Message

Meta Data read record length is not as expected, actual and expected length are:%VSTR.

Explanation

Meta Data read record length is not as expected.

Generated By

BAR.

For Whom

Field Engineer.

Notes

None.

Remedy

Contact the field engineer.

1116

Message

Meta Data read record, bytes read is not as expected, actual and expected bytes are:%VSTR.

Explanation

Meta Data read record byte is not as expected.

Generated By

BAR.

For Whom

Field Engineer.

Notes

None.

Remedy

Contact the field engineer.

1120

Message

Specific table id was not found in internal structure. The table id is %VSTR.

Explanation

A table id does not exist in the internal map structure.

Generated By

BAR.

For Whom

Field Engineer.

Notes

Programming error.

Remedy

Contact the field engineer.

1121

Message

An unexpected message kind was detected. The message kind is %VSTR.

Explanation

An unexpected message kind was detected during table header backup process.

Generated By

BAR.

For Whom

End user.

Notes

Programming error.

Remedy

Contact the field engineer.

1122

Message

The sanity check detects that the table id ordering is broken.

Explanation

The sanity check to detect broken table id ordering was captured during table header backup.

Generated By

BAR.

For Whom

End user.

Notes

None.

Remedy

Contact the field engineer.

1123

Message

An unexpected record type is detected. The record type is %VSTR.

Explanation

An unexpected record type was found from backup file.

Generated By

BAR.

For Whom

End user.

Notes

The dump may be bad.

Remedy

Take a new dump if possible before calling field engineer.

1124

Message

Correct number of amp records not written. Written count is %VSTR.

Explanation

Correct number of amp records not written.

Generated By

BAR.

For Whom

End user.

Notes

This can be caused by internal software problems.

Remedy

Contact the field engineer.

1125

Message

Call to grpget returned error %VSTR.

Explanation

Call to grpget returned an error status.

Generated By

BAR.

For Whom

Field Engineer.

Notes

None.

Remedy

Contact the field engineer.

1126

Message

Call to cnhget returned error %VSTR.

Explanation

Call to chnget returned an error status.

Generated By

BAR.

For Whom

Field Engineer.

Notes

None.

Remedy

Contact the field engineer.

1127

Message

Data arrived with subtable id out of order. The subtable id is %VSTR.

Explanation

Data arrived at RSG backup task out of subtable id order.

Generated By

BAR.

For Whom

Field Engineer.

Notes

None.

Remedy

Contact the field engineer.

1128

Message

Data arrived with table id out of order. The previous and current table id are %VSTR.

Explanation

Data arrived RSG backup task out of table id order.

Generated By

BAR.

For Whom

Field Engineer.

Notes

None.

Remedy

Contact the field engineer.

1129

Message

Meta Data Record Index is bigger than expected, Meta Data Record Index and number of table are %VSTR.

Explanation

Meta Data Record Index is bigger than expected.

Generated By

BAR.

For Whom

Field Engineer.

Notes

None.

Remedy

Contact the field engineer.

1130

Message

Meta Data Record Table Id is invalid, Meta Data Record Table Id and actual table id are %VSTR.

Explanation

Meta Data Record Table Id is invalid.

Generated By

BAR.

For Whom

Field Engineer.

Notes

None.

Remedy

Contact the field engineer.

1131

Message

Socket connection failed, %VSTR.

Explanation

Socket connect error.

Generated By

BAR.

For Whom

Field Engineer.

Notes

None.

Remedy

Contact the field engineer.

1132

Message

SSL Socket new error.

Explanation

SSL socket new error.

Generated By

BAR.

For Whom

Field Engineer.

Notes

None.

Remedy

Contact the field engineer.

1133

Message

Socket opened expected acknowledgement type %FSTR but message type received is %VSTR.

Explanation

Socket opened but invalid message received in place of acknowledgement.

Generated By

BAR.

For Whom

Field Engineer.

Notes

None.

Remedy

Contact the field engineer.

1134

Message

Socket opened, expected message length is %FSTR but message length is %VSTR.

Explanation

Socket opened but message of invalid length received.

Generated By

BAR.

For Whom

Field Engineer.

Notes

None.

Remedy

Contact the field engineer.

1135

Message

Socket opened, acknowledgement message received has unexpected status %VSTR.

Explanation

Socket opened but acknowledgement message received has invalid status.

Generated By

BAR.

For Whom

Field Engineer.

Notes

None.

Remedy

Contact the field engineer.

1136

Message

Socket closed, expected End Data message, but message type is %VSTR.

Explanation

Socket closed but invalid message received.

Generated By

BAR.

For Whom

Field Engineer.

Notes

None.

Remedy

Contact the field engineer.

1137

Message

Socket closed, expected End of File, got unexpected value of %VSTR.

Explanation

Socket closed expected End of File got unexpected result.

Generated By

BAR.

For Whom

Field Engineer.

Notes

None.

Remedy

Contact the field engineer.

1138

Message

Socket mode is not "READ".

Explanation

The reading socket mode is not "read"..

Generated By

BAR.

For Whom

Field Engineer.

Notes

None.

Remedy

Contact the field engineer.

1139

Message

During socket write, expected ABORT JOB, but message type is %VSTR.

Explanation

During Socket Write, expected ABORT JOB, but message type is unexpected.

Generated By

BAR.

For Whom

Field Engineer.

Notes

None.

Remedy

Contact the field engineer.

1140

Message

Got CMS Exception of %VSTR.

Explanation

CMS Exception encountered.

Generated By

BAR.

For Whom

Field Engineer.

Notes

None.

Remedy

Contact the field engineer.

1141

Message

Got XML exception of %VSTR.

Explanation

XML Exception encountered.

Generated By

BAR.

For Whom

Field Engineer.

Notes

None.

Remedy

Contact the field engineer.

1142

Message

Got DOM exception of %VSTR.

Explanation

DOM Exception encountered.

Generated By

BAR.

For Whom

Field Engineer.

Notes

None.

Remedy

Contact the field engineer.

1143

Message

Got boost exception of %VSTR.

Explanation

Boost Exception encountered.

Generated By

BAR.

For Whom

Field Engineer.

Notes

This can be caused by internal software problems.

Remedy

Contact the field engineer.

1144

Message

Got unknown exception.

Explanation

Unknown Exception encountered.

Generated By

BAR.

For Whom

Field Engineer.

Notes

None.

Remedy

Contact the field engineer.

1145

Message

Socket mode is not "WRITE".

Explanation

The write socket mode is not "write".

Generated By

BAR.

For Whom

Field Engineer.

Notes

None.

Remedy

Contact the field engineer.

1146

Message

The abort record has invalid record length of %VSTR.

Explanation

During Socket Handle BARNC Abort, the abort record has invalid record length.

Generated By

BAR.

For Whom

Field Engineer.

Notes

None.

Remedy

Contact the field engineer.

1147

Message

The abort record has invalid error text length of %VSTR.

Explanation

During Socket Handle BARNC Abort, the abort record has invalid error text length.

Generated By

BAR.

For Whom

Field Engineer.

Notes

None.

Remedy

Contact the field engineer.

1148

Message

BARNC abort returned error code and error text of %VSTR

Explanation

BARNC socket abort returned error code and error text.

Generated By

BAR.

For Whom

Field Engineer.

Notes

None.

Remedy

Contact the field engineer.

1149

Message

Unknown parcel flavor was detected. The DBC exception is %VSTR.

Explanation

Unknown parcel flavor passed to throw DBC Exception.

Generated By

BAR.

For Whom

Field Engineer.

Notes

None.

Remedy

Contact the field engineer.

1150

Message

Unexpected record type SOCKET ABORT JOB, the length is %VSTR.

Explanation

Unexpected record type of "socket abort job" received.

Generated By

BAR.

For Whom

Field Engineer.

Notes

None.

Remedy

Contact the field engineer.

1151

Message

Got unknown exception %VSTR.

Explanation

Unknown Exception encountered.

Generated By

BAR.

For Whom

Field Engineer.

Notes

None.

Remedy

Contact the field engineer.

1152

Message

CBB Job can't be run due to reconfig id mismatch. Please run the FULL backup.

Explanation

CBB Job can't be run due to reconfig id mismatch.

Generated By

BAR.

For Whom

Field Engineer.

Notes

None.

Remedy

System configuration is changed since the last FULL backup is completed. Please run the FULL backup again and try incremental backup. If after this same error still occurs, contact the field engineer.

1153

Message

CBB Job can't be run due to sysinit time mismatch. Please run the FULL backup.

Explanation

CBB Job can't be run due to sysinit time mismatch.

Generated By

BAR.

For Whom

Field Engineer.

Notes

None.

Remedy

Contact the field engineer.

1154

Message

Job can't be run due to amp rebuild mismatch. %VSTR

Explanation

CBB or restarted restore job can't be run due to amp rebuild mismatch.

Generated By

BAR.

For Whom

Field Engineer.

Notes

None.

Remedy

The amp configuration does not match since the last FULL backup or the original restore job was run. If the job is a CBB backup, run a FULL backup or if the job is a restarted restore, run the full restore job.

1155

Message

Job can't be run due to not finding matching amps between the config message and summary list.

Explanation

CBB or restarted restore job can't be run due to not finding matching amps between the config message and configuration defined in the job plan.

Generated By

BAR.

For Whom

Field Engineer.

Notes

None.

Remedy

If the job is a CBB backup, run a FULL backup. If the job is a restarted restore job, then the full restore will need to be run.

1156

Message

CBB Job can't be run due to amp number mismatch between config message and summary list.

Explanation

CBB Job can't be run due to amp number mismatch between config message and summary list.

Generated By

BAR.

For Whom

Field Engineer.

Notes

None.

Remedy

Contact the field engineer.

1157

Message

Table Id does not match for: %VSTR

Explanation

Restore processing found that the table id in backup does not match the table id in the database.

Generated By

BAR.

For Whom

End user.

Notes

The BAR software will abort the restore job.

Remedy

Contact the field engineer.

1158

Message

Selective Restore of %VSTR objects exceeds the limit of %FSTR objects per job.

Explanation

Selective restore of objects specified exceeds the limit.

Generated By

BAR.

For Whom

End user.

Notes

The BAR software cannot process this job.

Remedy

Reduce the number of objects in plan and submit again.

1159

Message

Next socket generation found nothing to do.

Explanation

No information found while generating next socket.

Generated By

BAR.

For Whom

End User.

Notes

Internal software error.

Remedy

Contact field engineer.

1160

Message

An error occurred restoring statistics.

Explanation

The SQL statement to replace the statistics failed. Review the DBS BARLog files to determine what statistics statement failed. Use the Collect Statistics command to restore the statistics values.

Generated By

BAR.

For Whom

End User.

Notes

None.

Remedy

Use the Collect Statistics command to regenerate the statistics.

1161

Message

Cannot copy TD_SERVER_DB or its objects to any other database.

Explanation

Copy of TD_SERVER_DB and its objects to any other database is not allowed.

Generated By

BAR.

For Whom

End user.

Notes

None.

Remedy

Change the job and resubmit it.

1162

Message

An error occurred archiving statistics. %VSTR

Explanation

A SQL statement used to retrieve the statistics failed.

Generated By

BAR.

For Whom

End User.

Notes

None.

Remedy

If the archive is used to restore data, you will need to use the Collect Statistics command to restore the statistics values.

1163

Message

The user does not have DUMP/RESTORE access on %VSTR objects.

Explanation

User does not have dump or restore access on objects.

Generated By

BAR.

For Whom

End user.

Notes

None.

Remedy

Fix access right then resubmit the job.

1164

Message

WARNING: Perform Row-at-a-time inserts instead of Block-at-a-time due to object having LOB columns.

Explanation

A BAR Restore operation cannot restore whole blocks from the archive. It does row-at-a-time inserts and display this warning when REBLOCK=false (Note that by default REBLOCK=false), doing COPY operation and the object has LOB column(s).

Generated By

DBS BAR

For Whom

End user of BAR Restore.

Notes

None

Remedy

This is an informational message, not a fatal error. The Restore operation will complete successfully.

1165

Message

WARNING: Perform Row-at-a-time inserts instead of Block-at-a-time due to object is a stored procedure.

Explanation

A BAR Restore operation cannot restore whole blocks from the archive. It does row-at-a-time inserts and display this warning when REBLOCK=false (Note that by default REBLOCK=false), doing COPY operation and the object is a stored procedure.

Generated By

DBS BAR

For Whom

End user of BAR Restore.

Notes

None

Remedy

This is an informational message, not a fatal error. The Restore operation will complete successfully.

1166

Message

Job cannot continue because AMP vproc %VSTR is not online.

Explanation

The system has one or more AMP vprocs that are not online.

Generated By

BAR.

For Whom

End user.

Notes

None.

Remedy

Bring all the amps online and resubmit the job.

1167

Message

An unknown block code has been detected for table %DBID.%TVMID (%VSTR).

Explanation

An unknown block code has been detected.

Generated By

File System

For Whom

Field Engineer

Notes

This indicates either a File System software error or a Hardware error has occurred.

Remedy

Contact a field engineer.

1168

Message

Unable to release HUT lock for one or more objects.

Explanation

The warning was generated while trying to release HUT lock, this may be because incorrect jobid or transaction number or may be corresponding object is in process of dump/restore.

Generated By

AMP.

For Whom

Site support representative.

Notes

None

Remedy

Contact your support representative.

1169

Message

DSA AMP error with object: %TVMID (%VSTR).

Explanation

Internal AMP error during DSA operation.

Generated By

AMP

For Whom

Field Engineer

Notes

This indicates an internal AMP error during the DSA operation.

Remedy

Contact a field engineer.

1170

Message

The system has/had down amp(s) and the table being dumped/restored has no fallback. Data might be lost.

Explanation

One of these cases is the reason: 1)The system has down amp(s) and the table being dumped has no fallback. 2)The system has no amp(s) and we are restoring a table from case 1. 3)The system has down amp(s) and we are restoring a table that had no fallback.

Generated By

BAR.

For Whom

End user.

Notes

None.

Remedy

For each case, accordingly: 1) No remedy than bringing back amp(s) or changing its protection 2) Exclude it to save its data at the destination 3) Bring amp(s) back up, then it can be restored

1171

Message

Object %DBID.%TVMID is not archived because of unresolved RI.

Explanation

Skip all unresolved RI during ARCHIVE operation.

Generated By

DSMain

For Whom

Field Engineer

Notes

This indicates that unresolved RI is not supported during the DSA ARCHIVE operation.

Remedy

Contact a field engineer.

1172

Message

Object %DBID.%TVMID is not restored because of unresolved RI.

Explanation

Skip all unresolved RI during RESTORE operation.

Generated By

DSMain

For Whom

Field Engineer

Notes

This indicates that unresolved RI is not supported during the DSA RESTORE operation.

Remedy

Contact a field engineer.

1173

Message

Object was dropped during the middle of an online dump operation.

Explanation

The object was dropped during the middle of an online dump. The object cannot be restored completely. If the object is restored, it will be left in a restored state.

Generated By

AMP

For Whom

End User

Notes

None

Remedy

If the table is restored or copied, it should be dropped.

1174

Message

Cannot rename join or hash index.

Explanation

Renaming of join or hash indexes is not allowed.

Generated By

BAR.

For Whom

End user.

Notes

None.

Remedy

Do not rename join or hash index.

1176

Message

%FSTR was restored to map %VSTR.

Explanation

There was not a compatible map between the source system and the target system so the objects were assigned to a new map.

Generated By

BAR.

For Whom

End user.

Notes

None.

Remedy

Use the Alter Table command to change the map if the object was not restored to the appropriate map.

1177**Message**

There is no available fallback amp to restore the data.

Explanation

The primary amp for sparse map is offline and there is not a fallback amp that is available to restore the data to.

Generated By

BAR.

For Whom

End user.

Notes

None.

Remedy

Bring all the amps back online.

1178**Message**

Statistics were skipped during backup therefore they cannot be restored.

Explanation

The BAR Restore operation has skipStat field in the job plan set to False while using a Backup which had skipStat set to true in its job plan. The Restore operation will not have any statistics.

Generated By

DBS BAR

For Whom

End user of BAR Restore.

Notes

None

Remedy

This is an informational message, not a fatal error. The Restore operation will complete successfully.

1179

Message

There is no online amps in mapNo: %VSTR.

Explanation

All amps for the current map is offline so we throw an error.

Generated By

BAR.

For Whom

End user.

Notes

None.

Remedy

Bring all the amps back online.

1180

Message

DSADumpMsgSize is invalid (< 128 or > 1024). Please adjust it in dbscontrol internal field #486.

Explanation

The current DSADumpMsgSize is less than 128 or greater than 1024, so error out to prevent infinite loop.

Generated By

BAR.

For Whom

End user.

Notes

None.

Remedy

Change internal field #486 under dbscontrol to value from 128 to 1024.

1181

Message

One or more DBC.Maps row may have been modified. Please see /var/log/messages for details.

Explanation

When restoring database DBC to a target system with smaller configuration, the DBC.MAPs row(s) will be adjusted based on the current configuration as needed.

Generated By

BAR.

For Whom

End user.

Notes

None.

Remedy

None.

1182

Message

Join and Hash Indices were skipped during backup therefore they cannot be restored.

Explanation

The DSA Restore operation has skipIndices field in the job plan set to False while running a Backup which had skipIndices set to true in its job plan. The Restore operation will not have any Join or Hash Indices.

Generated By

DBS BAR

For Whom

End user of BAR Restore.

Notes

None

Remedy

This is an informational message, not a fatal error. The Restore operation will complete successfully, returning a warning.

1183

Message

Column partition (CP) tables with LOBs or UDTs are not supported.

Explanation

Column Partition tables with LOBs or UDT are currently skipped when copying or restoring to a different configuration. The table definition is restored, but the data for the CP table is not restored.

Generated By

BAR.

For Whom

End user.

Notes

None.

Remedy

None.

1184

Message

Incremental Restore has been enabled since the last Full Archive. Please run a Full backup.

Explanation

The user is running a Change Block Backup (CBB); however, Incremental Restore has been enabled since the last Full backup. The user needs to run a full backup to ensure no data is lost if the user wants to use the backup for an incremental restore on a target system.

Generated By

BAR.

For Whom

End user.

Notes

None.

Remedy

User needs to run a full backup job.

1185

Message

Incremental Restore is not allowed because archive was not enabled for Incremental Restore. Please run a Full restore.

Explanation

The user is running an incremental restore job to a target system; however, the archive was not enabled for Incremental Restore. The user needs to run a full restore.

Generated By

BAR.

For Whom

End user.

Notes

None.

Remedy

User needs to run a full restore job.

1186

Message

Incremental Restore is not being processed in the correct order for table '%VSTR'.

Explanation

The object is not being restored in the correct order for incremental restore.

Generated By

BAR.

For Whom

End user.

Notes

None.

Remedy

The user needs to do a full restore or determine the correct CBB backup that needs to be restored.

1187

Message

Incremental Restore is not allowed because table '%VSTR' is not in read-only state.

Explanation

The object is not in a read only state, which is required for an incremental restore job. The object will need to be restored using a full restore job.

Generated By

BAR.

For Whom

End user.

Notes

None.

Remedy

The user needs to do a full restore for the object.

1188

Message

Copy operation not allowed for Incremental Restore with DBC.

Explanation

Copying objects is not supported when performing an Incremental Restore with DBC included.

Generated By

BAR.

For Whom

End user.

Notes

None.

Remedy

The user should change the job definition to not be a copy job.

1189

Message

Incremental Restore with DBC not supported between major versions.

Explanation

The major version must be the same between the source and target systems if Incremental Restore job includes DBC data.

Generated By

BAR.

For Whom

End user.

Notes

None.

Remedy

The user will need to do full migration if source and target version are not the same major version.

1190

Message

Incremental Restore not allowed because the hash function is different from the source system.

Explanation

The hash function must be the same between the source and target systems for Incremental Restore jobs.

Generated By

BAR.

For Whom

End user.

Notes

None.

Remedy

The user will need to run a full restore job.

1191

Message

Logging for Incremental Restore is not enabled for table %DBID.%TVMID.

Explanation

The object has not been enabled for Incremental Restore so the object will be fully archived.

Generated By

BAR.

For Whom

End user.

Notes

None.

Remedy

The user will need to run a Full Incremental Backup on the table so the table can be enabled for incremental restore or run the LOGGING INCREMENTAL ARCHIVE ON FOR SQL command.

1192

Message

Incremental Restore is not allowed because DBS Internal Control #555 IgnoreIncrementalRestoreState is true. Please run reset_ir_target_system command from DSC before retry running incremental restore.

Explanation

The system has been set to read-write enabled so Incremental Restores are disabled.

Generated By

BAR.

For Whom

End user.

Notes

None.

Remedy

From DSC run the INCREMENTAL RESTORE ALLOW WRITE FOR object_list SQL command to enable all objects for read-write and set the GDO IgnoreIncrementalRestoreState to false.

1193

Message

The whole system is defined to support incremental restores. Cannot disable for a specific table.

Explanation

The system is defined to support incremental restore for the whole system so incremental restore cannot be disabled on specific tables.

Generated By

BAR.

For Whom

End user.

Notes

None.

Remedy

If the user really intends to disable a specific table, then the Internal GDO flag 553 will need to be changed to table level.

1194

Message

%VSTR tables in the job were not enabled for Incremental Restore. Incremental Restore will not be allowed on this archive.

Explanation

There were tables in the job that were not enabled for incremental restore. When running a delta or cumulative backup with EnableBackupsforIncrementalRestore enabled on the table level, none of the tables in the job were enabled for Incremental Restore. In this case, a job level warning is displayed to inform the user that this archive will not be enabled for Incremental Restore. When running a delta or cumulative backup with EnableBackupsforIncrementalRestore enabled on the system level, some of the tables in the job were not enabled for Incremental Restore. In this case, a job level error is displayed and the job fails.

Generated By

BAR.

For Whom

End user.

Notes

This is a job level error if incremental restore is enabled for system level; otherwise, it is a job level warning message.

Remedy

If EnableBackupsforIncrementalRestore is set to system level, the user will need to run a full archive enabled for Incremental Restore. If EnableBackupsforIncrementalRestore is set to

table level, this is a warning and if the user wants to use the archives for Incremental Restores, then they will need to enable objects for Incremental Restore. They can enable all objects for Incremental Restore by running a full archive enabled for Incremental Restore.

1195

Message

Operation not allowed: %DBID.%TVMID is in Incremental Restore (read-only) state.

Explanation

This error occurs when a user performs any write operation on a table that is in Incremental Restore (read-only) state.

Generated By

AMP Steps.

For Whom

End user.

Notes

None.

Remedy

As the object is being Incrementally restored, only SELECT and DROP statements are allowed on this object. If the user really wants to make modifications(not recommended) to the table: Run the incremental restore job with the Allow Write option set to true or run SQL command INCREMENTAL RESTORE ALLOW WRITE FOR object name.

1196

Message

Database %DBID has exceeded it's logical space limit.

Explanation

The logical space limit of the database/user has been exceeded while doing the restore operation. But the restore/copy task is completed.

Generated By

BAR.

For Whom

End User.

Notes

Even if the user doesn't have sufficient space to accomodate the restore objects, still we do the restore. Once the restore is done,the user need to modify the perm space in order to add any objects to the database.

Remedy

Modify the perm space of the database/user post restore task.

1197

Message

Incremental Restore is not allowed because Internal GDO #553 EnableBackupsforIncrementalRestore is disabled.

Explanation

The EnableBackupsforIncrementalRestore DBS Internal Control is disabled, therefore the user cannot execute LOGGING INCREMENTAL ARCHIVE ON SQL command.

Generated By

BAR.

For Whom

End user.

Notes

None.

Remedy

User needs to modify DBS Internal Control #553 EnableBackupsforIncrementalRestore and set it to either 1 or 2. For enabling Incremental Restore logging at the object level, set it to 1. For enabling Incremental Restore logging for the whole system, set it to 2.

1198

Message

Incremental Restore cannot be turned off because Internal GDO #553 EnableBackupsforIncrementalRestore is enabled for the whole system.

Explanation

The EnableBackupsforIncrementalRestore DBS Internal Control is enabled for the whole system, therefore the user cannot execute LOGGING INCREMENTAL ARCHIVE OFF SQL command.

Generated By

BAR.

For Whom

End user.

Notes

None.

Remedy

User needs to modify DBS Internal Control #553 EnableBackupsforIncrementalRestore and set it to either 0 or 1. For disabling backups for Incremental Restore, set this to 0. For enabling Incremental Restore logging at the object level, set it to 1.

1199

Message

LOGGING INCREMENTAL ARCHIVE ON statement for database %VSTR is not supported.

Explanation

LOGGING INCREMENTAL ARCHIVE ON statement does not support the specified database. For instance, LOGGING INCREMENTAL ARCHIVE ON statement is not supported for database DBC or database SYSUDTLIB.

Generated By

BAR.

For Whom

End user.

Notes

None.

Remedy

Do not submit LOGGING INCREMENTAL ARCHIVE ON statement for the specified database.

1202

Message

Job plan has more streams than online AMPs in the system %VSTR.

Explanation

The job plan received during restore job has more number of streams than the online AMPs in the system. DSC generates job plan based on the discover AMPs output it has, This error may occur in following cases: 1) Same system restore/copy with offline AMP on target system a) Different hash and b) No multiplexing c) Cluster size is 2 or it is dedicated fallback configuration. OR d) If the DSMAIN choses to do different config restore(Eg: map override) 2) On MPP machine if any of the RSG vproc is offline or does not exist.

Generated By

BAR.

For Whom

End user.

Notes

None.

Remedy

Do multiplexing restore OR bring back the offline VPROC.

1203

Message

Incremental Restore logging is disabled on '%VSTR' as restore is performed on IR enabled object.

Explanation

Disabling incremental restore logging as restore is performed on object that has IR enabled

Generated By

BAR

For Whom

End user.

Notes

None.

Remedy

Logging needs to be enabled on the object and if backup is taken it will be full.

1204

Message

Operation not allowed: an incremental archive logging is currently active on %VSTR.

Explanation

The object is enabled for incremental archive logging. Online archive logging cannot be enabled while the object is enabled for incremental archive logging.

Generated By

BAR.

For Whom

End user.

Notes

None.

Remedy

Turn off incremental archive logging on the table or on the database.

1205

Message

Incremental Restore with DBC not supported for different rowformat restores.

Explanation

Rowformat must be the same between the source and target systems if Incremental Restore job includes DBC data.

Generated By

BAR.

For Whom

End user.

Notes

None.

Remedy

The user will need to do full migration if source and target have different rowformats.

1206

Message

Allow Write is not allowed because table %DBID.%TVMID has invalid secondary indices. From DSC, please run the build_restore_objects command to build these indices.

Explanation

The table has invalid secondary indices, often occurred because Incremental Restore jobs skip building these secondary indices.

Generated By

BAR.

For Whom

End user.

Notes

None.

Remedy

Run the build_restore_objects command from DSC to build secondary indices and if desired, the user can specify to perform allow write using the same command.

1207

Message

The function/procedure/jar (%VSTR) had no data when it was archived. The object should be dropped from the source system or excluded from the job.

Explanation

The object was skipped because the object had no data when it was archived. The error is generated for functions, procedures, and jar files.

Generated By

BAR.

For Whom

End user.

Notes

None.

Remedy

The object should be dropped from the source system or excluded from the job.

1208

Message

The stored procedure (%VSTR) was skipped because the compilation version was invalid. In order to migrate this object it must be compiled with a database two major release versions back or less.

Explanation

The stored procedure was skipped during the postscript phase of the restore job, because it was compiled on a DB version greater than two back from the target system.

Generated By

BAR.

For Whom

End user.

Notes

None.

Remedy

Before migrating the stored procedure to the current release, it must be recompiled on a database less than or equal to two major release versions back prior to archiving.

1209

Message

Error occurred getting the changed blocks for a delta or cumulative backup. You must run a full backup.

Explanation

Changed block backup data for the table could not be obtained.

Generated By

BAR.

For Whom

End user.

Notes

None.

Remedy

Since there was an error getting the changed blocks for a delta or cumulative backup, it is recommended to do a full backup.

1210

Message

The object is blocked by another transaction. The job will continue after the transaction releases the lock.

Explanation

The job is blocked, waiting for a transaction to release the lock on the object.

Generated By

BAR.

For Whom

End user.

Notes

None.

Remedy

Wait for the transaction to release the lock.

1211

Message

No table header exists for table %FSTR.

Explanation

A table header does not exist for the table to be accessed.

Generated By

BAR.

For Whom

End user.

Notes

None.

Remedy

If saving crashdumps, check if table exists in the crashdumps database. For other cases, if the table header subtable does not exist on the disk, then use the table rebuild utility to rebuild it.

1212

Message

DBC data cannot be included due to object errors. Resolve the errors and re-run the job to include DBC data.

Explanation

DBC data cannot be included as part of the job.

Generated By

BAR.

For Whom

End user.

Notes

None.

Remedy

Resolve the object errors that prevented DBC data, such as access rights violation, and re-run the job.

1213

Message

When trying to drop a USER which does not exist in the WITH DBC backup. This cannot occur while the user is logged on, please log the USER off and try again. More Information about the error: %VSTR

Explanation

USER does not exist in WITH DBC backup and will be removed from target system. We are unable to DROP USER the user because it is still logged on.

Generated By

BAR.

For Whom

End user.

Notes

None.

Remedy

Make sure USERS who do not exist in the WITH DBC backup are not logged in or running the job.

1214

Message

Starting Phase of the Object had changed for the Restore restart job.

Explanation

This is a specific Restart Job Warning. While restarting the Job, Object Starting Phase had changed.

Generated By

BAR.

For Whom

End user.

Notes

None

Remedy

This is an informational message, not a fatal error. The Restore operation will complete successfully, returning a warning. remedy: Remedy is specific to the condition.

1215

Message

Column Partition (CP) tables with BLOCK Metadata are not supported.

Explanation

Column Partition tables with METADATA are currently skipped when copying or restoring to a same or different configuration. The table definition and data are not restored

Generated By

BAR.

For Whom

End user.

Notes

None.

Remedy

None

1216

Message

System join Indices were skipped during backup therefore they cannot be restored.

Explanation

The Restore operation will not have any System join Indices as they were skipped during Backup.

Generated By

DBS BAR

For Whom

End user of BAR Restore.

Notes

None

Remedy

This is an informational message, not a fatal error. The Restore operation will complete successfully, returning a warning.

2147

Message

Internal error detected while comparing two strings.

Explanation

During the comparison of two strings, an internal error was detected by the float subsystem.

Generated By

Float subsystem.

For Whom

Field Engineer.

Notes

None

Remedy

Contact your Support Representative.

2148

Message

Internal error detected while copying a string.

Explanation

While making a copy of a string, an internal error was detected by the float subsystem.

Generated By

Float subsystem.

For Whom

Field Engineer.

Notes

None

Remedy

Contact your Support Representative.

2149

Message

Internal error detected while comparing two strings.

Explanation

During the comparison of two strings, an internal error was detected by the float subsystem.

Generated By

Float subsystem.

For Whom

Field Engineer.

Notes

None

Remedy

Contact your Support Representative.

2504

Message

Bad Parameter passed to file system.

Explanation

An invalid parameter was passed to a file system routine.

Generated By

JnlLogRd, RedDos, RedSvc, blkReplace, RowBPeek, RowUpdIns, RowReplace, RowRIDL, RowRLHas, and TabRBkIs

For Whom

Site support representative.

Notes

This error results when a sanity check of parameters passed to a file system routine indicates one or more invalid parameters. This can be caused by internal software problems or data corruption.

Remedy

Contact your System Representative.

2507

Message

Out of spool space on disk.

Explanation

Insufficient disk space was available on the AMP to allow an operation to complete.

Generated By

File System

For Whom

End User

Notes

This indicates that a request has exceeded the physical storage limits imposed by a given configuration without exceeding the logical limits imposed by PERM or SPOOL space allocations for a given database. Or, this indicates that a request for SPOOL space allocation failed due to DBS CONTROL File System field CylindersSavedforPERM.

Remedy

If out of SPOOL space, resubmit the request, preferably when there is less activity on the system. If out of PERM space, reduce permanent space usage by archiving journals or user tables where possible. Check if DBS Control File System field CylindersSavedforPERM is set too high.

2509

Message

AMP internal error (see traceback)

Explanation

One of the AMP software's many sanity checks has failed, indicating an internal inconsistency in data or processing state. This error causes a system restart.

Generated By

AMP software.

For Whom

Site support representative.

Notes

One of many fatal error conditions detected by sanity checks in AMP software could have caused this error message. Because this error is non-specific, it is necessary to qualify any 2509 error with the associated traceback.

Remedy

Save the crashdump for offloading. Have all traceback information ready. Then contact your Support Representative.

2511

Message

Bad locator parameter.

Explanation

A bad locator is specified in a parameter.

Generated By

RowInser.

For Whom

Site support representative.

Notes

This error is strictly for file system internal checking. It may be retired after system integration to improve performance.

Remedy

Contact your System Representative.

2513

Message

A%VSTR data row is too long.

Explanation

The length of the row specified by the caller is greater than the maximum length allowed by the specified format of the row. The row could be either one specified directly by the user, or an intermediate results row required for query processing.

Generated By

File System

For Whom

End User Field Engineer

Notes

This error indicates that a row is too long. Query processing often requires intermediate results rows that are longer than the data being selected. For example, ORDER BY and GROUP BY columns require sort keys that increase intermediate results row size.

Remedy

Reduce the size of row required. Fewer or smaller columns, or less complex queries may solve the problem. Otherwise, contact support personnel.

2514

Message

Operation not allowed: %DBID.%FSTR is being used to log ARC selected partition restore errors.

Explanation

This error occurs when a user issues a request to access the error table that is actively being used to log errors during an ARC restore of selected partitions to a PPI base table. Only read or drop access is permitted.

Generated By

AMP Steps.

For Whom

End User.

Notes

The table does exist with limited access rights.

Remedy

Wait until the ARC restore is finished, then resubmit the request.

2515

Message

The modification at this time instant can violate serializability. Please retry the request.

Explanation

Reported when multiple temporal DML are concurrently updating the same table that may violate serializability. This can be a transaction level abort.

Generated By

AMP steps.

For Whom

User.

Notes

This abort can result from any of the following situations: 1. Two concurrent CURRENT transactions modify the same row, and for one of the transactions, the row is modified in the time between the beginning of the transaction and the actual modification carried out by the transaction. 2. There are two concurrent transactions. One is CURRENT and the other is SEQUENCED, NONSEQUENCED, or NONTEMPORAL. They modify the same row and one of the following occurs: a) The VT of the row ends before the modification time of either transaction. b) The VT of the row is between the beginning of the transaction and the actual time of modification. These situations should be rare since they depend on very small amounts of time, and can generally be solved by retrying the request which generated the abort.

Remedy

Retry the request.

2516

Message

Error in calculating/updating disk space.

Explanation

Reported when the system encounter errors while updating disk space in Dbase and DataBaseSpace table.

Generated By

USVCalDs.

For Whom

Site support representative.

Notes

Software error.

Remedy

Contact your System Representative.

2517

Message

Empty DataBaseSpace Table Header.

Explanation

Reported when there is no DataBaseSpace table header.

Generated By

USVUDRcv.

For Whom

Site support representative.

Notes

Software error.

Remedy

Contact your System Representative.

2518

Message

USI row indexes non existent data row.

Explanation

Non existent indexed data rows are detected during the check for unique secondary indexes.

Generated By

CheckTable

For Whom

Site support representative

Notes

None

Remedy

Contact your Support Representative.

2519

Message

Data row indexed multiple times by USI.

Explanation

Multiply indexed data rows are detected during the check for unique secondary indexes.

Generated By

CheckTable

For Whom

Site support representative

Notes

None

Remedy

Contact your Support Representative.

2520

Message

A variable field offset exceeds the next variable offset or the row length.

Explanation

This message is displayed if a variable field offset in the row header is greater or equal to the next variable field offset or the row length.

Generated By

CheckTable.

For Whom

Site support representative.

Notes

None

Remedy

Contact your Support Representative.

2525

Message

Fatal read error encountered during Reconfig.

Explanation

An unrecoverable disk read error is encountered during Reconfig. The bad data block cannot be rebuilt. Reconfig is terminated due to the error.

Generated By

RbkCtrl.

For Whom

Operator. DBA.

Notes

None

Remedy

Manual intervention is required to rebuild the bad block. Contact your Support Representative.

2530

Message

End Transaction Error after space accounting.

Explanation

Error encountered when the system try to remove the transaction from the TIP and release associated Locks.

Generated By

SSSMain.

For Whom

Site support representative.

Notes

None

Remedy

Contact your System Representative.

2531

Message

No task found for task ID/Transaction ID.

Explanation

No task was found under the transaction ID that matched the task ID that was passed to LokRTTsk.

Generated By

LokRTTsk

For Whom

Site support representative.

Notes

None

Remedy

Contact your System Representative.

2532

Message

Unrecoverable read error detected. Retry.

Explanation

A disk read error is encountered. The bad data block cannot be rebuilt with the Teradata system on-line. The AMP which detects the error will remain offline.

Generated By

RbkCtrl.

For Whom

Operator. DBA.

Notes

None

Remedy

Manual intervention (table rebuild) or a restart may fix the problem.

2533

Message

Shut down DBS and rebuild the disk.

Explanation

A disk read error is encountered. The bad data block cannot be rebuilt with the processor on-line. The AMP which detects the error will remain offline.

Generated By

RbkCtrl.

For Whom

Operator. DBA.

Notes

None

Remedy

Shutdown the DBS, rebuild the bad disk and then restart the Teradata DBS.

2534

Message

System recovering from disk read error on spool file.

Explanation

A disk read error is encountered. The bad data block was in a spool file and will automatically recover when the system restarts.

Generated By

RbkCtrl.

For Whom

Operator.

Notes

None

Remedy

None. The Teradata DBS will restart itself and automatically recover from the disk read error.

2536

Message

Data lost while recovering from a read error.

Explanation

A disk read error occurred in a table which: 1) has no fallback copy, or 2) is an abended fastload table, or 3) is an abended restore table, or 4) is an invalid index table, or 5) is a permanent journal table, or 6) has been recovery aborted. 7) has been rebuild aborted. 8) has been reconfig aborted. 9) has fallback copy with amp down in the cluster. 10) is one of the following mload work subtables: - private permanent journal. - local checkpoint - foreign checkpoint - bit map - data 11) was corrupted in other amp in the cluster such as missing table header or table is being rebuilt. 12) is mload dump work subtable. Some data was lost, and the Teradata DBS cannot or will not rebuild it.

Generated By

U2URBK/RbkRcvy.

For Whom

Operator. DBA. End User.

Notes

Table header will be updated to indicate rebuild in process if rebuild failed.

Remedy

If the table has no fallback copy, you may recover the table from an archive. If the table is in fastload state, you may delete all the associated fastload tables and resubmit the fastload job. If the table is in restore state, you may recover the table from an archive. If the table is an invalid index table, you may drop the index and recreate the index. If the table has been recovery aborted, you may drop it or recover the data from an archive. If the table has been rebuild aborted, you should try to rebuild the whole table via Rebuild utility. If the table has been reconfig aborted, you may drop it or recover the data from an archive. If the table is a permanent journal table, Contact your Support Representative. If there is an amp down in the cluster, we should try to bring the down amp back to configuration and attempt to rebuild the table again. If rebuild fails after down amp rejoins the configuration, it usually means the table has been rebuilt aborted in more then one amp in the cluster. In order to recover the data, you may need to do restore and rollforward. If the table is one of those mload work subtables which can not be recovered due to no fallback. In order to recover the target table prior mload take place, restore (and rollforward) may require. If the rebuild table was corrupted in other amp in the rebuild cluster, in order to recover the target table prior mload take place, restore and rollforward may require. If the table is mload dump work subtable, subtable will be deleted, however table header will NOT be marked as rebuild in process.

2537

Message

ErrAmpSegV - Segmentation Violation in AMP

Explanation

This error occurs when a program attempts to access a memory location that is not allowed to access. Accessing a nil ptr is one of the cases that leads to segv. The segmentation violation can also be caused by a task stack overflow. This error leads to a system restart.

Generated By

AMP software.

For Whom

Site support representative.

Notes

None

Remedy

Save the crashdump. Have all the traceback information ready. Then contact your support representative.

2538**Message**

A disk read error occurred in the tables area.

Explanation

A disk read error occurred in DBS tables DCR5858-cy2-01 area of the disk. An attempt will be made to recover the data. If recovery is not possible, either the system will crash or the data table will remain locked. An event will be logged that indicates what action the Teradata DBS will take.

Generated By

RbkCtrl.

For Whom

Operator. DBA.

Notes

None

Remedy

This is an information only message. The next event logged will inform the user of the action taken as a result of the error.

2542**Message**

Requested rebuild is already running.

Explanation

This is an internal status error created when a restartable rebuild is attempted on an AMP which is currently running a rebuild.

Generated By

RbdRstar

For Whom

Operator.

Notes

None

Remedy

Allow the first rebuild to finish.

2543

Message

Operation not allowed: %DBID.%TVMID is being Rebuilt.

Explanation

This error occurs only when a user issues a request for a table that is being Rebuilt.

Generated By

AMP Steps.

For Whom

End User.

Notes

The table does exist, but it is not in a form in which it may be accessed.

Remedy

Wait until the Table Rebuild is finished, then resubmit the request.

2544

Message

Operation not allowed: %DBID.%TVMID had an error when Rebuilt.

Explanation

This error occurs only when a user issues a request for a table that was Rebuilt, and the rebuild did not successfully complete.

Generated By

AMP Steps.

For Whom

End User.

Notes

The table does exist, but it is not in a form in which it may be accessed.

Remedy

Either resubmit the request after the table has been restored or drop the table.

2545

Message

Operation not allowed: %DBID.%TVMID was Rebuilt without fallback.

Explanation

This error occurs only when a user issues a request for a table that was Rebuilt, and the table was not fallback protected.

Generated By

AMP Steps.

For Whom

End User.

Notes

The table does exist, but there is no data in the table on the rebuilt AMP.

Remedy

Either resubmit the request after the table has been restored, drop the table, or rebuild the table without the LOCK NO FALLBACK TABLES option.

2549

Message

A read error occurred in a permanent journal table.

Explanation

A disk read error occurred in a permanent journal table. The bad data block cannot be rebuilt automatically by the Teradata DBS. Manual intervention is required. AMP which detected error will remain offline.

Generated By

RbkCtrl.

For Whom

Operator. DBA. Site support representative.

Notes

None

Remedy

The permanent journal table must be rebuilt. If any user table which journals to this permanent journal table is not defined as dual image, then there will be loss of data in the permanent journal table during the table rebuild. Contact your Support Representative.

2550

Message

MLoad error: bad internal status - %VSTR

Explanation

This error occurs when an internal consistency check fails. The possible inconsistency are:
1) Session status not in order. 2) MLoad phase status not in order. 3) MLoad state status not in order. 4) Target table is in MLoad state but WorkTable is missing.

Generated By

AMP Steps.

For Whom

Site support representative.

Notes

None

Remedy

Contact your Support Representative.

2551

Message

MLoad has already been terminated.

Explanation

The MLoad operation on the DBS side has already been terminated. Session is no longer exists. This problem possible cause is the host MLoad Utility is ignoring the error returned from DBS and still send down data parcels.

Generated By

AMP MLoad Processing.

For Whom

Host MLoad Utility. Customer Engineer

Notes

The Utility should terminate if there is any error returned while it is sending data parcels to the DBS.

Remedy

Cancel the MLoad job on the Host. Correct the Utility if it is ignoring errors. Contact your Support Representative, if the user is not at fault.

2552

Message

BEGIN Mload executed without MLoad Init.

Explanation

This error occurs when a message is processed to start a MLoad without the necessary preparation for the operation.

Generated By

STPEBE

For Whom

End User.

Notes

This error means either that the user is incorrectly trying to use MLoad, or that there has been an error in the execution of the MLoad utility.

Remedy

If the user is not at fault, contact your Support Representative

2553

Message

Exceed maximum (100) DML Step Limit.

Explanation

DBS received too many DML steps for one MLoad job.

Generated By

AMP MLoad Processing.

For Whom

End User.

Notes

One MLoad operation can only handle up to 100 DML steps.

Remedy

Reduce DML statements in your MLoad job.

2554

Message

Inconsistent situation occurs in restart MLoad - %VSTR

Explanation

Inconsistency encountered in DBS during restarting a MLoad job. The possible inconsistent situations are: 1) The Base work table id maintained in table headers of all target tables are not the same. 2) The target tables given in the step are not the same as the ones saved in the table headers. 3) The existence of field 4 in table headers of all the MLoad tables are not consistent. 4) Table already existed when attempting to create default work (WT_) or error (ET_, UV_) tables in Multiload.

Generated By

STPEBE

For Whom

Site support representative.

Notes

All target tables should share one base work table within a MLoad job. All Mload related tables should have field 4 in their table headers after MLoad steps are processed.

Remedy

Contact your Support Representative.

2555

Message

Table does not belong to the MLoad job.

Explanation

The table does not exist in the given MLoad entry of the load information segment.

Generated By

STPEED

For Whom

MLoad Host Utility.

Notes

BEGIN MLoad should already define all the MLoad tables in the Load information segment before MLOAD step is processed.

Remedy

Contact your Support Representative.

2556

Message

Duplicate match tag found.

Explanation

Duplicate match tag found in MLoad work tables.

Generated By

STPEDM

For Whom

MLoad Host Utility.

Notes

Each DML step should provide unique match tag, the utility should ensure the uniqueness of each match tag.

Remedy

Cancel the MLoad job on the host. Correct the error to ensure match tag uniqueness.

2557

Message

Too many target tables in the MLoad job.

Explanation

DBS received too many MLOAD steps.

Generated By

AMP MLoad Processing.

For Whom

Mload host utility.

Notes

One MLoad operation can only handle 5 target tables. The Utility should terminate and report error if more than 5 target tables are used.

Remedy

Cancel the MLoad job on the Host. Correct the Utility to include the limit check.

2558

Message

The Mload step was sent more than once.

Explanation

DBS received the same MLoad step.

Generated By

StpEED

For Whom

MLoad host utility.

Notes

If DBS receives the same MLOAD step more than once, this must be a programming error.

Remedy

Contact your Support Representative.

2559

Message

MLoad not allowed: %DBID.%FSTR is a permanent journal table.

Explanation

This error occurs only when a user issues a request for a table that is a permanent journal table.

Generated By

STPEBE

For Whom

End User.

Notes

The table does exist, but it is not in a form in which it can be edited by user.

Remedy

Remove the journal table from your MLOAD job and resubmit the request.

2560

Message

Mload table has not been initialized for MLoad.

Explanation

This error normally means field 4 is missing in the table header of the MLoad related table.

Generated By

AMP MLoad Steps

For Whom

Site support representative

Notes

All the MLoad related tables must have field 4 defined in their table headers.

Remedy

Contact your Support Representative.

2561

Message

MLoad related table %TVMID has bad usage field in table header

Explanation

The usage field in the table header does not match with the real usage of the table.

Generated By

AMP MLoad Steps

For Whom

Site support representative

Notes

The usage field in field 4 of table header of target table and error tables should be Target. The usage field in field 4 of table header of work tables should be Worktable.

Remedy

Contact your Support Representative.

2562

Message

MLoad not allowed: table %TVMID has been rebuilt.

Explanation

While the table is being edited, table was rebuilt and failed.

Generated By

AMP MLoad step.

For Whom

End User.

Notes

Some data is lost, and cannot be recovered.

Remedy

Drop this table and its associated tables, and resubmit the MLoad job.

2563

Message

MLoad not allowed: DBS had been reconfigured.

Explanation

The Teradata DBS had been reconfigured before the table completed the editing.

Generated By

AMP MLoad step.

For Whom

End User.

Notes

Partial data was edited and the Teradata DBS was reconfigured. The data in the Teradata DBS was invalidated.

Remedy

Drop this table and its associated tables, recreate them, then resubmit the request.

2565

Message

The operation does not honor Single Processor Recovery mode

Explanation

The operation that caused the system reset does not allow Single Processor Recovery mode. The operation is most likely RECONFIG.

Generated By

ACTSPF.

For Whom

End User.

Notes

None

Remedy

None.

2566

Message

Processor %s failed to respond.

Explanation

Processor is hung during Single Processor Recovery operation.

Generated By

SSSPF.

For Whom

End User.

Notes

None

Remedy

None.

2567

Message

The system has no PE or PEs running

Explanation

There must be at least one PE or PE available before Single Processor Recovery can be performed.

Generated By

SSSSPF.

For Whom

End User.

Notes

None

Remedy

None.

2570

Message

Operation not allowed: %DBID.%FSTR is a MLoad worktable.

Explanation

This error occurs only when a user issues a request for a MLoad worktable.

Generated By

AMP Steps.

For Whom

End User.

Notes

The table does exist, but it is a MLoad worktable which may not be accessed for select or update.

Remedy

None.

2571

Message

Multiload task still running against table %TVMID

Explanation

An attempt is made to release MLoad target table before the initial MLoad termination is done.

Generated By

STPERE

For Whom

Site support representative

Notes

The MLoad entry should be removed from the load control segment before STPERE is called.

Remedy

Contact your Support Representative.

2572

Message

MLoad table %TVMID can not be released.

Explanation

An attempt is made to release a MLoad target table which has entered apply phase already.

Generated By

STPERE

For Whom

Site support representative

Notes

RELEASE MLOAD statement will be aborted if any table in the list has passed the acquisition phase.

Remedy

You may recover the tables via restore or permanent journal.

2573

Message

Invalid match tag found.

Explanation

The match tag of a data parcel does not match those in the MLoad work tables.

Generated By

StpESD

For Whom

Host MLoad Utilities

Notes

This data parcel will be inserted into the MLoad error table.

Remedy

Contact your Support Representative.

2574**Message**

Operation not allowed: %DBID.%FSTR is being MLoaded.

Explanation

This error occurs only when a user issues a request for a table that is being MLoaded.

Generated By

AMP Steps.

For Whom

End User.

Notes

The table does exist, but it is not in a form in which it may be accessed.

Remedy

Wait until the MLoad is finished, then resubmit the request.

2575**Message**

Timed out waiting for lock on %DBID.%TVMID

Explanation

This error occurs when a transaction is unable to obtain a lock on a database object (table, view or macro) within a reasonable time. The time allowed for the lock depends on the type of transaction being performed.

Generated By

AMP Steps.

For Whom

End User.

Notes

None

Remedy

Look for sources of lock contention on the indicated object and remove them if possible; then resubmit the request that generated the error.

2576

Message

Number of Field IDs exceeds SysMaxFields

Explanation

This error occurs when an attempt is made to write a Field ID/Field Name List Row in a worktable, when the number of FIDs exceeds the system-defined maximum of 'SysMaxFields'.

Generated By

Mload Begin Edit Delete Step.

For Whom

Site support representative.

Notes

None

Remedy

A Software error may have occurred during generation of the parameters passed to 'EDTCRFID', which generates the worktable row.

2578

Message

Shutdown DBS and rebuild the DOWN amp in the cluster.

Explanation

When this error occurs, there must be a down/catchup amp in the same cluster of the amp which detects read error. The read error is encountered on table which contains data for recovering the down/catchup amp.

Generated By

RbkCtrl.

For Whom

Operator. DBA.

Notes

None

Remedy

Rebuild the DOWN amp via table rebuild utility.

2579

Message

System recovering from disk read error.

Explanation

A disk read error is encountered. The bad data block cannot be rebuilt automatically. The table must be rebuilt manually.

Generated By

RbkCtrl.

For Whom

Operator. DBA.

Notes

None

Remedy

Manual intervention (table rebuild).

2580

Message

MLoad not active on table %TVMID.,=%s

Explanation

An attempt to release MLoad on a table not MLoading.

Generated By

STPERE

For Whom

User.

Notes

None

Remedy

This is an information only message.

2581

Message

Processor reset via software reset simulation tool

Explanation

This is a request from the testing tool to generate a software error.

Generated By

SPFTsk

For Whom

User. Note: This is to simulate a software error. It is for internal use only.

Notes

None

Remedy

N/A

2582

Message

Not an operational configuration for MLoad

Explanation

An AMP has gone down in a cluster which already has another AMP marked as logically down for the apply phase of a given MultiLoad job. Although the configuration is still operational at the system level, the MLoad restart logic in the AMPs considers it non-operational for apply phase processing in the current job.

Generated By

AMP MLoad steps

For Whom

User. Site support representative.

Notes

In addition to the user error returned to the MLoad host utility, this error will also be logged to the DBS console and the error log. Every effort should be made to preserve the data on the down AMP, since it is not possible to rebuild an MLoad target table during the apply phase. Once this phase has been entered, the MLoad must run to completion or the target tables will have to be restored from archived copies. Only as a last resort, therefore, should the down AMP repair include an HDA replacement with its consequent data loss.

Remedy

Bring the down AMP back online with all its disk data intact, if possible, and restart the MLoad job. For problem analysis of the down AMP, consult the errors logged at the time the AMP went down, not the MLoad error described here. For further help, contact your Support Representative.

2583

Message

%VSTR is missing for %DBID.%TVMID during MLoad restart.

Explanation

WorkTable or Error table is missing during restart.

Generated By

STPEBE

For Whom

User.

Notes

None

Remedy

Drop the existing worktable and error tables of the MLoad job. If the error is diagnosed before the end of the acquisition phase, issue the RELEASE MLOAD statement on the MLoad target tables. Otherwise, the target tables should be dropped. Finally, restart the MLoad job.

2585

Message

An I/O error on an MLOAD table caused a crash.

Explanation

An I/O error has occurred on an MLOAD table and it was necessary to crash.

Generated By

RBKRcvy.

For Whom

End User.

Notes

None

Remedy

Try running MLOAD again.

2586

Message

AMP has been marked as an MLOAD nonparticipant

Explanation

An AMP has been marked as an MLOAD nonparticipant. This error is only used internally.

Generated By

RBKRcvy.

For Whom

U2URbk.

Notes

None

Remedy

None.

2587

Message

Segment overflow -- FastExport request is too complex to process.

Explanation

The FastExport job requires too many segments to redistribute data when data is to be sorted.

Generated By

StpExpVR

For Whom

End User

Notes

None

Remedy

Simplify the request or avoid sorting the data, or increase the DBS control field ExportOrderBySegmentLimit. If none of these approaches succeeds, contact your Support Representative.

2588

Message

Invalid block number in the FastExport Initiate request.

Explanation

The block number defined in the FastExport initiate request was outside the range of the number of blocks in the answer set.

Generated By

LCTEpSt

For Whom

End user

Notes

None

Remedy

Modify the request block number and resubmit the initiate request.

2589

Message

Request block is not found.

Explanation

The file system does not find the request block in the spool file. Either we have a software bug or the spool file has been deleted by the host (i.e., an End Request has been issued by the host).

Generated By

LCTEpSt

For Whom

End user

Notes

None

Remedy

If the spool file was not explicitly deleted by the host, then contact your Support Representative.

2590

Message

Buffer size is too small for the response.

Explanation

The buffer size specified in the FastExport Initiate request was smaller than that specified in the Select request.

Generated By

LCTExpSt

For Whom

End user

Notes

None

Remedy

Modify the buffer size and resubmit the initiate request.

2591

Message

There is no response data for the specified statement in the FastExport request.

Explanation

There is no response data in the DBS for the specified statement number in an FastExport initiate request. Either the SQL Select request results no response data or the statement number is incorrect.

Generated By

LCTExpSt

For Whom

End user

Notes

None

Remedy

Correct the statment number and resubmit the initiate request.

2592

Message

Select request has not been processed.

Explanation

Either the host has not sent down the SQL Select request or the DBS is still processing the first Select statement in the SQL request.

Generated By

LCTEpSt

For Whom

End user

Notes

None

Remedy

Submit the SQL Select request or wait until the Select completes.

2593

Message

The Select request is not completed yet.

Explanation

The SQL Select request is currently in process. The user must wait until the request completed to submit the FastExport Initiate request.

Generated By

LCTEpSt

For Whom

End user

Notes

None

Remedy

Wait until the Select request is successfully completed then submit the initiate request.

2594

Message

One of the FastExport session has been logged off

Explanation

The host has logged off one of the FastExport session which causes the response data inaccessible. If the log off occurs during the processing of SQL Select then the Select should have been aborted. On the other hand, if the log off occurs after the completion of SQL Select then the answer set is inaccessible by any remaining FastExport sessions. In this case, however, the host is still responsible to send down an End Request to delete the answer set spool file.

Generated By

LCExpSt

For Whom

End user

Notes

None

Remedy

Delete the answer set spool file if necessary and then resubmit the SQL Select.

2595

Message

The FastExport select request has been aborted.

Explanation

The current Select request has been aborted.

Generated By

LCExpSt

For Whom

End user

Notes

None

Remedy

Examine the reason of the abort, do whatever necessary to correct the problem and then resubmit the Select request.

2596

Message

Invalid parcel sequences in the FastExport Initiate request.

Explanation

The FastExport Initiate request from the host has an invalid parcel flavor. The request should consists of PclFMReq/PclReq and PclResp where the request parcel should conatin two 4-byte integer indicating the desired statement number and block number.

Generated By

LCExpSt

For Whom

End user

Notes

None

Remedy

Contact your Support Representative.

2597

Message

Table Rebuild procedures required to recover AMP.

Explanation

A disk read error was encountered while executing a recovery function. The bad data block cannot be rebuilt with the processor on-line. The AMP which detects the error will remain offline.

Generated By

RbkCtrl.

For Whom

Operator. DBA.

Notes

None

Remedy

Run Table Rebuild to recover the failing table and then restart the Teradata DBS.

2598

Message

Discrepancy between CI DBD and data block.

Explanation

Following a read of a data block, the file system discovered that the information in the header portion of the data block itself did not match information in the Data Block Descriptor in the Cylinder Index. This could be due to an undetected I/O error on a previous write, an undetected I/O error on the current read, an undetected memory error, or a software error. The logical location of the block on disk and whether the table was a spool table or permanent table is recorded in additional text printed with this message.

Generated By

Miscellaneous file system read routines.

For Whom

Site support representative

Notes

None

Remedy

Contact your Support Representative.

2599

Message

One of the Foreign Key columns has a Null value.

Explanation

This is not really an error message. It is used by the DBS code to determine that the Foreign Key value has a null value.

Generated By

SutGnIR1.

For Whom

Whoever invokes SutGnIR1.

Notes

None

Remedy

None.

2600

Message

Stack overflow -- expression too complicated.

Explanation

This error occurs because an expression employs too many levels of parentheses or is too complex. The maximum stack depth is eight.

Generated By

The interpretative expression processor.

For Whom

End User.

Notes

None

Remedy

Resubmit the request using an expression that does not nest as many levels as the expression that caused the error.

2601

Message

Stack overflow calculating expression involving %TVMID.%FLDID.

Explanation

This error occurs because an expression employs too many stack push operations. The maximum stack depth is eight. The tablename and columnname identified are those of the last fields accessed in forming the stack entries.

Generated By

The interpretative instruction processor.

For Whom

End User.

Notes

The TvmId and FldId can be from the source or target row.

Remedy

Resubmit the request using an expression that does not nest as many levels as the expression that caused the error.

2602

Message

Internal error -- Stack Underflow.

Explanation

If this error occurs while processing pseudo code, it indicates that (a) something has caused the stack to become empty, and that (b) some instruction expected to find some data on the stack.

Generated By

The interpretative instruction processor.

For Whom

Site support representative.

Notes

None

Remedy

Contact your Support Representative.

2603

Message

Bad argument for SQRT function.

Explanation

SQRT called with negative or non-numeric argument.

Generated By

The interpretative instruction processor.

For Whom

End User.

Notes

None

Remedy

Change query to avoid bad call to SQRT.

2604

Message

Bad argument involving %TVMID.%FLDID for SQRT function.

Explanation

SQRT called with negative or non-numeric argument. The indicated field is a part of the argument.

Generated By

The interpretative instruction processor.

For Whom

End User.

Notes

The Tvmid and Fldid can be from the source or target row.

Remedy

Change query to avoid bad call to SQRT.

2605

Message

Bad argument for LOG function.

Explanation

LOG called with zero, negative, or non-numeric argument.

Generated By

The interpretative instruction processor.

For Whom

End User.

Notes

None

Remedy

CHange query to avoid bad call to LOG.

2606

Message

Bad argument involving %TVMID.%FLDID for LOG function.

Explanation

LOG called with a zero, negative, or non-numeric argument. The indicated field is a part of the argument.

Generated By

The interpretative instruction processor.

For Whom

End User.

Notes

The Tvmld and Fldld can be from the source or target row.

Remedy

Change query to avoid bad call to LOG.

2607

Message

Bad argument for LN function.

Explanation

LN called with a zero, negative, or non-numeric argument.

Generated By

The interpretative instruction processor.

For Whom

End User.

Notes

None

Remedy

Change query to avoid bad call to LN.

2608

Message

Bad argument involving %TVMID.%FLDID for LN function

Explanation

LN called with a zero, negative, or non-numeric argument. The indicated field is a part of the argument.

Generated By

The interpretative instruction processor.

For Whom

End User.

Notes

The Tvmid and Fldid can be from the source or target row.

Remedy

Change query to avoid bad call to LN.

2609

Message

Internal error: improper field reference.

Explanation

This error indicates that an illegal sequence of Op Codes has been executed.

Generated By

The interpretative instruction processor.

For Whom

Site support representative.

Notes

This error occurs if there is either no output row to place the field in or no field already open.

Remedy

Contact your Support Representative.

2610

Message

Internal error: field maintenance error

Explanation

This error indicates that an illegal sequence of Op Codes has been executed.

Generated By

The interpretative instruction processor.

For Whom

Site support representative.

Notes

This error occurs if an AppendOp is executed without a field to append to.

Remedy

Contact your Support Representative.

2611

Message

Internal error: illegal comparison operation

Explanation

This error indicates that an illegal sequence of Op Codes has been executed.

Generated By

The interpretative instruction processor.

For Whom

Site support representative.

Notes

This error occurs if the pseudo machine is told to perform a comparison operation with mismatched types (for example, CHAR with BYTE).

Remedy

Contact your Support Representative.

2612

Message

Internal error: illegal opcode detected.

Explanation

This error indicates that an illegal sequence of Op Codes has been executed.

Generated By

The interpretative instruction processor.

For Whom

Site support representative.

Notes

This error occurs if pseudo code contains an Op Code that is not recognized.

Remedy

Contact your Support Representative.

2613

Message

Internal error: illegal datatype conversion

Explanation

This error indicates that an illegal sequence of Op Codes has been executed.

Generated By

The interpretative instruction processor.

For Whom

Site support representative.

Notes

This error occurs if the pseudo machine is asked to perform an illegal type conversion during a pop operation.

Remedy

Contact your Support Representative.

2614

Message

Precision loss during expression evaluation.

Explanation

This error indicates that an expression has produced a result that is too small to be expressed in the requested data type.

Generated By

The interpretative instruction processor.

For Whom

End User.

Notes

None

Remedy

Resubmit the request after changing the type specified to accommodate the result. (For example, convert DECIMAL to FLOAT.)

2615

Message

Precision loss calculating expression involving %TVMID.%FLDID.

Explanation

This error indicates that an expression has produced a result that is too small to be expressed in the requested data type. The indicated field is a part of the expression.

Generated By

The interpretative instruction processor.

For Whom

End User.

Notes

This error occurs for the same reason as ErrAMPEPresisn. However, in this case more information exists about the calculation that produced the precision loss error. The TvmId and FldId can be from the source or target row.

Remedy

Resubmit the request after changing the type specified to accommodate the result. (For example, convert DECIMAL to FLOAT.)

2616

Message

Numeric overflow occurred during computation.

Explanation

This error indicates that an expression has produced a result that is too large to be expressed in the requested data type. (For example, a result of 100,000.00 and a data type of DECIMAL(5,2).)

Generated By

The interpretative instruction processor.

For Whom

End User.

Notes

None

Remedy

Resubmit the request after changing the type specified to accommodate the result.

2617

Message

Overflow occurred computing an expression involving %TVMID.%FLDID

Explanation

This error indicates that an expression has produced a result that is too large to be expressed in the requested data type. The indicated field is part of the expression.

Generated By

The interpretative instruction processor.

For Whom

End User.

Notes

This error occurs for the same reason as ErrAMPEOverflo. However, in this case more information exists about the calculation that produced the precision loss error. The Tvmlid and Fldid can be from the source or target row.

Remedy

Resubmit the request after changing the type specified to accommodate the result.

2618

Message

Invalid calculation: division by zero.

Explanation

This error indicates that an expression has attempted to divide by zero.

Generated By

The interpretative instruction processor.

For Whom

End User.

Notes

None

Remedy

Resubmit the request after removing the division by zero.

2619

Message

Division by zero in an expression involving %TVMID.%FLDID.

Explanation

This error indicates that an expression has attempted to divide by zero. The indicated field is part of the expression being calculated.

Generated By

The interpretative instruction processor.

For Whom

End User.

Notes

This error occurs for the same reason as ErrAMPEZeroDiv. However, in this case more information exists about the calculation that produced the error. The Tvmlid and Fldld can be from the source or target row.

Remedy

Resubmit the request after removing the division by zero.

2620

Message

The format or data contains a bad character.

Explanation

This error indicates that the user has submitted a numeric-to-character conversion with an illegal format, or that, in a character-to-numeric conversion, the data or the format contains a bad character.

Generated By

The interpretative instruction processor.

For Whom

End User.

Notes

None

Remedy

Verify the format used. If it is legal, then an illegal character is present in the data being converted from character to numeric.

2621

Message

Bad character in format or data of %TVMID.%FLDID.

Explanation

This error indicates that the user has submitted a numeric-to-character conversion with an illegal format, or that, in a character-to-numeric conversion, the data or the format contains a bad character.

Generated By

The interpretative instruction processor.

For Whom

End User.

Notes

This error occurs for the same reason as message 2620, above. However, in this case more information exists about the calculation that produced the error. The TvmId and FldId can be from the source or target row.

Remedy

Verify the format used. If it is legal, then an illegal character is present in the data being converted from character to numeric.

2622

Message

Bad argument for ** operator.

Explanation

An argument is non-numeric or an attempt has been made to evaluate 0**0 or 0**(negative argument). Results are undefined for 0**0 and 0**(negative value).

Generated By

The interpretative instruction processor.

For Whom

End User.

Notes

None

Remedy

Change query to avoid bad use of **.

2623

Message

Bad argument involving %TVMID.%FLDID for ** operator.

Explanation

An argument is non-numeric or an attempt has been made to evaluate 0**0 or 0**(negative argument). Results are undefined for 0**0 and 0**(negative value). The indicated field is a field in the expression.

Generated By

The interpretative instruction processor.

For Whom

End User.

Notes

The Tvmld and Fldld can be from the source or target row.

Remedy

Change query to avoid bad use or **.

2624

Message

Internal error: no format given for editing

Explanation

This error indicates that an illegal sequence of Op Codes has been executed.

Generated By

The interpretative instruction processor.

For Whom

Site support representative.

Notes

This error occurs either on a DeEditOp or a EditOp, when the format given happens to be a null string.

Remedy

Contact your Support Representative.

2625

Message

Internal error: nested open parcel operations

Explanation

This error indicates that an illegal sequence of Op Codes has been executed.

Generated By

The interpretative instruction processor.

For Whom

Site support representative.

Notes

Two open parcel ops occurred without a close parcel op between them.

Remedy

Contact your Support Representative.

2626

Message

Internal error: parcel closed prior to open

Explanation

This error indicates that an illegal sequence of Op Codes has been executed.

Generated By

The interpretative instruction processor.

For Whom

Site support representative.

Notes

The Pseudo Machine was instructed to terminate a parcel that was not opened.

Remedy

Contact your Support Representative.

2627

Message

Internal error: invalid operand for UpCaseOp

Explanation

This error indicates that an illegal sequence of Op Codes has been executed.

Generated By

The interpretative instruction processor.

For Whom

Site support representative.

Notes

This error occurs if, for instance, an UpCaseOp is performed on YnetAsc or YnetDesc format data.

Remedy

Contact your Support Representative.

2628

Message

Internal error: creating fields out of order.

Explanation

This error indicates that an illegal sequence of Op Codes has been executed.

Generated By

The interpretative instruction processor.

For Whom

Site support representative.

Notes

For example, the user was told to put field 1009 before field 1007, but did not.

Remedy

Contact your Support Representative.

2629

Message

Internal error: bad data type for operation.

Explanation

This error indicates that an illegal sequence of Op Codes has been executed.

Generated By

The interpretative instruction processor.

For Whom

Site support representative.

Notes

This error occurs when an operation is requested that does not make sense (for example, comparing numbers to characters, adding character or byte strings, etc.).

Remedy

Contact your Support Representative.

2630

Message

Internal error: null lower set bound

Explanation

This error indicates that an illegal sequence of Op Codes has been executed.

Generated By

The interpretative instruction processor.

For Whom

Site support representative.

Notes

This error occurs when a Set Check operation is performed and the field checked first is Null or not there.

Remedy

Contact your Support Representative.

2631

Message

Transaction ABORTed due to %VSTR.

Explanation

This error indicates that: (1) an excessive number of transactions were queued waiting for locks, and the user's request would have blocked on the lock queue, or (2) the request conflicted with another request, causing a deadlock, or (3) a software problem (for example, a lost message) occurred, causing the request to "time out". (4) a dirty read error occurred due to concurrent update from a separate thread, causing the request to be aborted.

Generated By

AMP Software.

For Whom

End User.

Notes

None

Remedy

Resubmit the transaction.

2632

Message

All AMPs own sessions for this Fast/Multi Load or FastExport.

Explanation

This error occurs when all AMPs have a session assigned to them for the ongoing FastLoad, MLoad or FastExport.

Generated By

AMP Software.

For Whom

Internal Message Only.

Notes

This error exists only to instruct the utility program to stop attempting to log sessions onto the Teradata DBS.

Remedy

None possible.

2633

Message

Too many load/unload tasks running: try again later

Explanation

This error occurs when more than a certain number (currently 5) of Fast/Multi Loads, FastExport are simultaneously active.

Generated By

AMP Software.

For Whom

End User.

Notes

This error exists because of the need to set a limit on the number of concurrent Fast/Multi load , FastExport operations. Check var/adm/streams for more information

Remedy

For fastload resubmit request later. Multiload automatically resubmits when it gets this error.

2634

Message

Existing ERROR table(s) or Incorrect use of %TVMID in Fast Load operation.

Explanation

This error occurs if the table/error table(s) specified either; (a) existed before the start of the Fast Load, or (b) did not indicate that it was involved in this specific Fast Load.

Generated By

AMP Software.

For Whom

End User.

Notes

This error means either that the user has referenced existing tables for the ERRORFILES in a Fast Load that is not restarting, or that incorrect tables were referenced in a restart of a Fast Load.

Remedy

If this is not a restart of a previous Fast Load, delete the referenced error files. If this is a restart, correct the Begin Loading Statement so that the error files are those specified for the original Fast Load.

2635

Message

Error tables are invalid OR %TVMID is in an invalid state for Load - %VSTR

Explanation

This error occurs if the table specified for the Fast/Multi Load is already being used by some other process (for example, a Dump/Restore or another Fast/Multi Load). This error could also occur if different error tables are specified for a table whose load job is not completed successfully.

Generated By

AMP Software.

For Whom

End User.

Notes

This error means that the user has referenced a table that another user is using for some other purpose.

Remedy

Find out who is using the named table, or use a different table. If previous load operation on the same table is not completed successfully then check whether error tables are same.

2636

Message

%TVMID must be empty for Fast Loading.

Explanation

This error occurs if the table to be loaded exists and contains data.

Generated By

AMP Software.

For Whom

End User.

Notes

This error means that the user has referenced a table that contains data rows.

Remedy

Delete all the rows in the specified table, or specify a different table.

2637

Message

BEGIN LOADING executed without Fast Load Init.

Explanation

This error occurs when a message is processed to start a Fast Load without the necessary preparation for the operation.

Generated By

AMP Software.

For Whom

End User.

Notes

This error means either that the user is incorrectly trying to use Fast Load, or that there has been an error in the execution of the Fast Load utility.

Remedy

If the user is not at fault, contact your Support Representative.

2638

Message

No dump image found on system.

Explanation

This error occurs when a request is made to save a system crash dump and there are no dumps to save.

Generated By

AMP Software.

For Whom

Internal Use Only.

Notes

This error means that all AMPs in the system are operational and none of them contains a dump image.

Remedy

This is an internal message, not a user error.

2639

Message

Too many simultaneous transactions.

Explanation

This error occurs if a new transaction is initiated but the system cannot accommodate it.

Generated By

AMP Software.

For Whom

End User.

Notes

This error means that an AMP has as many active transactions as it can hold.

Remedy

Resubmit the request.

2640

Message

Specified table either does not exist in %DBID or is moved to another map.

Explanation

A table was either dropped or moved to another map before a statement that references the table was processed.

Generated By

AMP Software.

For Whom

End User.

Notes

None

Remedy

The table that is referenced either no longer exists or is moved to another map. If it is needed and it was dropped, it must be re-created. If it exists, the query needs to be submitted again.

2641

Message

%DBID.%TVMID was restructured. Resubmit.

Explanation

A table was changed before a statement that references the table was processed. (For example, an index may have been added or a field removed.)

Generated By

AMP Software.

For Whom

End User.

Notes

The statement may not have the intended result because of the change in the table.

Remedy

Examine the table and resubmit the request.

2642

Message

AMP Down: the request against nonfallback %TVMID cannot be done.

Explanation

This error occurs when an AMP on which a nonfallback table resides is unavailable and (a) a request is entered to modify a row in the table or (b) an all-AMPs operation is initiated for the table.

Generated By

AMP Software.

For Whom

End User.

Notes

None

Remedy

Wait until the unavailable AMP is available, then resubmit request.

2643

Message

Internal error: inconsistent constraint code.

Explanation

This error occurs when pseudo code reports that a row does not meet the constraints placed on it and does not also indicate why it does not.

Generated By

AMP Step Processing Software.

For Whom

Site support representative.

Notes

None

Remedy

Contact your Support Representative.

2644

Message

No more room in database %DBID.

Explanation

This error occurs only when an attempt is made to increase the amount of space used by a database, and there is no space left to accommodate the increase. Note: The numeric database id may be displayed in place of the database name when the name is not available. This would be the case, for example, when a CREATE DATABASE or CREATE USER statement fails because there is insufficient space in the new database for a default journal table.

Generated By

AMP Step Processing Software.

For Whom

End User.

Notes

None

Remedy

Either drop some of the tables currently contained in the database, or have the permanent space limit for the database increased. Then resubmit the request.

2645

Message

Internal error: bad Response.Kind.

Explanation

This error occurs only if a message is received by the AMPs that does not have a legal mode of response.

Generated By

AMP Step Processing Software.

For Whom

Site support representative.

Notes

This error is the result of a random consistency check, and may imply that there is a serious problem.

Remedy

Contact your Support Representative.

2646

Message

No more spool space in %DBID.

Explanation

Insufficient space available in the specified database for the spool file.

Generated By

AMP Step Processing Software.

For Whom

End User.

Notes

None

Remedy

Have the spool space limit for the database increased and resubmit the request.

2647

Message

Internal error: OneAMP operation found.

Explanation

The AMP has been instructed to execute in a mode that is not yet supported. (For example, a message that should have been sent to an AMP using the hash code was instead sent using processor number.)

Generated By

AMP Step Processing Software.

For Whom

Site support representative.

Notes

None

Remedy

Contact your Support Representative.

2648

Message

Internal error: could not find spool header.

Explanation

This error occurs only when the step that is building a local spool file cannot find the table header immediately after building it.

Generated By

AMP Step Processing Software.

For Whom

Site support representative.

Notes

None

Remedy

Contact your Support Representative.

2649

Message

Internal error: illegal index type

Explanation

This error occurs only when the step that is building a new secondary index discovers that the index is to be both unique and unhashed.

Generated By

AMP Step Processing Software.

For Whom

Site support representative.

Notes

This type of index is recognized by the AMP, but is not currently supported.

Remedy

Contact your Support Representative.

2650

Message

Numeric processor operand error.

Explanation

This error occurs only when the numeric co-processor returns an operand error. This error code can also be returned when the right operand of a MOD expression is zero.

Generated By

The Numeric Processor.

For Whom

Site support representative.

Notes

This is normally caused by an attempt to load data that is not numeric.

Remedy

Try to resubmit the request. If unsuccessful, contact your Support Representative.

2651

Message

Operation Error computing expression involving %TVMID.%FLDID.

Explanation

This error occurs only when the numeric co-processor returns an operand error. This error code can also be returned when the right operand of a MOD expression is zero.

Generated By

The Numeric Processor.

For Whom

Site support representative.

Notes

This normally indicates the presence of bad data. However, it may also be a hardware error. The Tvmlid and Fldld can be from the source or target row.

Remedy

Try to resubmit the request. If unsuccessful, Contact your Support Representative.

2652

Message

Operation not allowed: %DBID.%TVMID is being Loaded.

Explanation

This error occurs only when a user issues a request for a table that is being Fast/Multi Loaded.

Generated By

AMP Steps.

For Whom

End User.

Notes

The table does exist, but it is not in a form in which it may be accessed.

Remedy

Wait until the Fast/Multi Load is finished, then resubmit the request.

2653

Message

Fast Load not allowed: table %TVMID has been rebuilt.

Explanation

While the table is being Fast Loaded, a disk error occurred causing the table to be rebuilt.

Generated By

AMP Software.

For Whom

End User.

Notes

Some data is lost, and cannot be recovered.

Remedy

Drop this table and its associated tables, recreate them, then resubmit the request.

2654

Message

Operation not allowed: %DBID.%TVMID is being Restored.

Explanation

This error occurs when a user issues a request for a table that is being restored.

Generated By

AMP Steps.

For Whom

End User.

Notes

A table that is being restored may not be accessed for select or update.

Remedy

Wait until the restore operation is completed, then resubmit the request. If a restore is not in process, the operation may have been aborted, and needs to be restarted or started over, or the table must be dropped.

2655

Message

Invalid parcel sequences during Load

Explanation

This error occurs when the data parcel block sent from the host has an invalid parcel flavor, the flavor is out of sequence, the length of a parcel is invalid or data was sent without Fast Load/MLoad initialization.

Generated By

StpLin/StpESD/LctStrtR

For Whom

Host Fast Load/MLoad Utility.

Notes

A problem occurred in the processing of a Fast Load/MLoad.

Remedy

Contact your Support Representative.

2656

Message

%TVMID Load error: bad internal status - %VSTR

Explanation

This error occurs when an internal consistency check fails. This may have been caused by one Fast/Multi Load job started immediately right after another Fast/Multi Load had just finished. This error may also occur if the load entry is missing. The cause could be due to a network error or session abort.

Generated By

AMP Steps.

For Whom

Site support representative.

Notes

A problem occurred in the processing of a Fast/Multi Load.

Remedy

Try to resubmit the Fast/Multi Load request. If unsuccessful, contact your Support Representative.

2657

Message

FALLBACK cannot be added or removed when an AMP is down.

Explanation

This error occurs when a user tries to add or drop the FALLBACK option while an AMP is not available.

Generated By

AMP Steps.

For Whom

End User.

Notes

None

Remedy

Wait until all AMPs are available and resubmit the request.

2658

Message

Data type conversion is not supported in Fast Load.

Explanation

This error occurs when: (a) a Fast Load operation attempts to store a character string as a numeric, or vice versa, or; (b) an attempt is made to store one type of numeric data in another type of numeric (for example, INTEGER in DECIMAL).

Generated By

AMP Steps.

For Whom

End User.

Notes

None

Remedy

If it is necessary to convert data types, a host program must be written to do the conversion.

2659

Message

The DBS restarted between FastLoad or MLoad requests.

Explanation

This error is returned when a restart occurs between requests during a FastLoad or MLoad operation.

Generated By

AMP FastLoad/MLoad processing.

For Whom

The FastLoad/MLoad Utilities.

Notes

This error code is designed to be intercepted by a host utility and should never be seen by the end user.

Remedy

None required. The load utility should recover and continue the load.

2660

Message

Illegal INSERT detected after the END LOADING was started.

Explanation

This error occurs during Fast Load if the INSERT statement is retransmitted after END LOADING has been started.

Generated By

AMP Fast Load Processing.

For Whom

End User.

Notes

None

Remedy

Remove the INSERT statement from the Fast Load request.

2661

Message

Invalid numeric value or bad string length.

Explanation

This error occurs due to either of two conditions: (1) An attempt was made to move a character or byte string data item into a character or byte field of shorter length (for example, moving a 5-character data item into a 4-character field). (2) The row under construction in EvlBuild is appending a numeric field that has a value not consistent with its evlRepresent_t length definition (for example, integer64 has value of length 2).

Generated By

The interpretative instruction processor.

For Whom

End User for case 1. Site support representative.for either case.

Notes

This is used for development debugging purposes and should never occur in the field.

Remedy

For case 1, the problem can be circumvented by changing the request to use strings of equal length. In either case, this is an internal error. Contact your Support Representative.

2662

Message

SUBSTR: string subscript out of bounds.

Explanation

This error occurs when a SUBSTR is used, and either the start position used is beyond the end of the string, the start offset plus the specified length is greater than the string length, or the specified length is negative.

Generated By

The interpretative instruction processor.

For Whom

End User.

Notes

This can be caused by an error in the second or third argument of SUBSTR.

Remedy

Fix the DBC/SQL request and resubmit.

2663

Message

SUBSTR: string subscript out of bounds in %TVMID.%FLDID.

Explanation

This error occurs when a SUBSTR is used, and either the start position used is beyond the end of the string or the start offset plus the specified length is greater than the string length.

Generated By

The interpretative instruction processor.

For Whom

End User.

Notes

This can be caused by an error in the second or third argument of SUBSTR. The Tvmlid and Fldid can be from the source or target row.

Remedy

Fix the DBC/SQL request and resubmit.

2664

Message

The requested aggregate operation is too complex to execute.

Explanation

This error occurs when a request requires a segment longer than 32K.

Generated By

Database software for the AMPs.

For Whom

End User.

Notes

Either the request specifies many aggregate operations or one of the fields being operated on has a potential size of several K.

Remedy

Simplify the query or avoid use of the large field. If neither approach succeeds, contact your Support Representative.

2665

Message

Invalid date.

Explanation

This error occurs when date arithmetic is attempted on an invalid date.

Generated By

AMP Steps.

For Whom

End User.

Notes

Dates are stored as integers in the form YYMMDD, where YY is a calendar year beginning with 1900. Values such as 861332 are invalid as dates and may not be used where the value is to be used as a DATE data type. This error can also occur when character strings are being converted to DATE and the character data is in the wrong format or conversion results in an invalid value.

Remedy

Correct and resubmit the request.

2666**Message**

Invalid date supplied for %TVMID.%FLDID.

Explanation

This error occurs when an operation is attempted on an invalid date and a known data field is involved.

Generated By

AMP Steps.

For Whom

End User.

Notes

Dates are stored as integers in the form YYMMDD, where YY is a calendar year beginning with 1900. Values such as 861332 are invalid as dates and may not be used where the value is to be used as DATE data type. This error can also occur when character strings are being converted to DATE type and the character data is in the wrong format or conversion results in an invalid value. This is the same error as 2665, except that Tvmid and Fldid are available. The Tvmid and Fldid can be from the source or target row.

Remedy

Correct and resubmit the request.

2667**Message**

Left-over spool table found. Spool Created In :: <57,1%\$E

Explanation

This error occurs if a left-over spool or headerless left-over spool is used by a transaction other than the transaction for which it was created. The transaction attempting to use this left-over spool or headerless left-over spool is aborted, and diagnostic information about the left-over spool or headerless left-over spool appears on the system-console screen.

Generated By

SutBldSp, SutRespF.

For Whom

Site Support Representative

Notes

Developers researching the left-over spool or headerless left-over spool problem will be interested in the console-screen output produced by the logging of this error. A valid Spool Index starts from 1. 0 is printed when the actual Spool Index value is not available

Remedy

Contact your Support Representative.

2668

Message

Output row buffer size exceeded (in MoveRow).

Explanation

This error occurs if, during Fast Load, the segment size limit for the output row in MoveRow is exceeded.

Generated By

MoveRow.

For Whom

Site support representative.

Notes

A software error may have occurred during definition of the output row.

Remedy

Contact your Support Representative.

2669

Message

Outrow reference to source is illegal case (in MoveRow).

Explanation

This error occurs if, say during Fast Load, the cross reference to the source in MoveRow is an unspecified or invalid case.

Generated By

MoveRow.

For Whom

Site support representative.

Notes

A software error may have occurred during definition of the output row.

Remedy

Contact your Support Representative.

2670

Message

Source data kind is illegal kind (in MoveRow).

Explanation

This error occurs if, during Fast Load, the type that defines the source data in MoveRow is unspecified.

Generated By

MoveRow.

For Whom

Site support representative.

Notes

A software error may have occurred during definition of the output row.

Remedy

Contact your Support Representative.

2671

Message

Unable to find a source constant (in MoveRow).

Explanation

This error occurs if, during Fast Load, the source constant in MoveRow cannot be found.

Generated By

MoveRow.

For Whom

Site support representative.

Notes

A software error may have occurred during definition of the output row.

Remedy

Contact your Support Representative.

2672

Message

Output data kind is illegal kind (in MoveRow).

Explanation

This error occurs if, during Fast Load, the type that defines the output data in MoveRow is unspecified.

Generated By

MoveRow.

For Whom

Site support representative.

Notes

A software error may have occurred during definition of the output row.

Remedy

Contact your Support Representative.

2673

Message

The source parcel length does not match data that was defined.

Explanation

This error occurs if the source parcel definition is inconsistent.

Generated By

MoveRow.

For Whom

End User.

Notes

This is probably caused by incorrect definition of the input parcel from the host computer.

Remedy

Check the definition of the input parcel.

2674

Message

Precision loss during data conversion.

Explanation

The data conversion has resulted in a value that is too small to be expressed in the requested data type.

Generated By

MoveRow.

For Whom

End User.

Notes

None

Remedy

Resubmit the request after changing the data type specified for the result. (For example, convert DECIMAL to FLOAT.)

2675

Message

Numerical overflow occurred during computation.

Explanation

The data conversion has resulted in a value that is too large to be expressed in the requested data type. (For example, trying to store 100,000.00 as DECIMAL(5,2).)

Generated By

MoveRow.

For Whom

End User.

Notes

None

Remedy

Resubmit the request after changing the data type specified for the result. (For example, convert DECIMAL to FLOAT.)

2676

Message

Invalid calculation: division by zero

Explanation

This error occurs when an attempt is made to divide by zero.

Generated By

MoveRow.

For Whom

End User.

Notes

None

Remedy

Resubmit the request after removing the division by zero.

2677

Message

NDP stack overflow.

Explanation

This error occurs when MoveRow exceeds the numeric co-processor stack of 8 numbers in converting numeric data.

Generated By

MoveRow.

For Whom

Site support representative.

Notes

This is probably caused by a software error that occurred during definition of the output row.

Remedy

Contact your Support Representative.

2678

Message

NDP stack underflow.

Explanation

This error occurs when MoveRow converts numeric data and the numeric co-processor stack of 8 numbers is empty.

Generated By

MoveRow.

For Whom

Site support representative.

Notes

This is probably caused by a software error that occurred during definition of the output row.

Remedy

Contact your Support Representative.

2679

Message

The format or data contains a bad character.

Explanation

This error occurs when the user submits a numeric-to-character conversion with an illegal format, or when, in converting characters to numeric, either the data or the format contains a bad character.

Generated By

MoveRow.

For Whom

End User.

Notes

None

Remedy

Validate the format used. If it is legal, then an illegal character is present in the data being converted from character to numeric.

2680

Message

Numeric processor operand error.

Explanation

This error occurs only when the numeric co-processor sends back an operand error.

Generated By

The Numeric Processor.

For Whom

End User.

Notes

This may be caused by an attempt to load data that is not numeric.

Remedy

Verify that valid numeric data was submitted from the host computer.

2681

Message

Fast Load not allowed: DBS had been reconfigured.

Explanation

The Teradata DBS had been reconfigured before the FAST LOAD of the table was completed.

Generated By

AMP Software.

For Whom

End User.

Notes

Partial data was FASTLOADED and the Teradata DBS was reconfigured. The data in the Teradata DBS was invalidated.

Remedy

Drop this table and its associated tables, recreate them, then resubmit the request.

2682

Message

Precision loss during data conversion.

Explanation

The data conversion has resulted in a value that is too small to be expressed in the requested data type.

Generated By

MoveRow.

For Whom

End User.

Notes

None

Remedy

Resubmit the request after changing the type specified for the result. For example, convert DECIMAL to FLOAT.

2683

Message

Numeric overflow occurred during computation.

Explanation

The data conversion has resulted in a value that is too large to be expressed in the requested data type. (For example, an attempt is made to store 100,000.00 as DECIMAL(5,2).)

Generated By

MoveRow.

For Whom

End User.

Notes

None

Remedy

Resubmit the request after changing the type specified for the result. For example, convert DECIMAL to FLOAT.

2684

Message

Invalid calculation: division by zero.

Explanation

This error occurs when an attempt is made to divide by zero.

Generated By

MoveRow.

For Whom

End User.

Notes

None

Remedy

Resubmit the request after removing the division by zero.

2685

Message

NDP stack overflow.

Explanation

This error occurs when, in converting numeric data, MoveRow exceeds the numeric co-processor stack of 8 numbers.

Generated By

MoveRow.

For Whom

Site support representative.

Notes

This is probably caused by a software error that occurred during definition of the output row.

Remedy

Contact your Support Representative.

2686

Message

NDP stack Underflow.

Explanation

This error occurs when MoveRow converts numeric data and the numeric co-processor stack of 8 numbers is empty.

Generated By

MoveRow.

For Whom

Site support representative.

Notes

This is probably caused by a software error that occurred during definition of the output row.

Remedy

Contact your Support Representative.

2687

Message

The format or data contains a bad character.

Explanation

This error occurs when the user submits a numeric-to-character conversion with an illegal format, or when, in converting characters to numeric, either the data or the format contains a bad character.

Generated By

MoveRow.

For Whom

End User.

Notes

None

Remedy

Validate the format used. If it is legal, then an illegal character is present in the data being converted from character to numeric.

2688

Message

Numeric Processor Operand Error.

Explanation

This error occurs only when the numeric co-processor sends back an operand error.

Generated By

The Numeric Processor.

For Whom

End User.

Notes

This may be caused by an attempt to load data that is not numeric.

Remedy

Verify that valid numeric data was submitted from the host computer.

2689

Message

Field is null for column defined as NOT NULL.

Explanation

This error occurs only when the input parcel contains a null field that is not defined as nullable.

Generated By

MoveRow.

For Whom

End User.

Notes

This is caused by an incorrect input parcel.

Remedy

Verify that valid data was submitted from the host computer.

2690

Message

Zero table length in Unload.

Explanation

This error occurs only when the description of the row to be unloaded has a length of zero.

Generated By

MoveOut.

For Whom

Site support representative.

Notes

This is caused by an incorrect list of EvlReprs.

Remedy

Verify that the data definition is valid.

2691

Message

Reference to a deleted fieldid

Explanation

The caller is attempting to find a field whose fieldid has been deleted.

Generated By

FldLocat.

For Whom

Site support representative.

Notes

This may be caused by an incorrect field 5 header.

Remedy

Contact your Support Representative.

2692

Message

Reference to a fieldid less than the base-id.

Explanation

The caller is attempting to find a field whose fieldid is less than the base fieldid for the table.

Generated By

FldLocat.

For Whom

Site support representative.

Notes

This may be caused by an incorrect field 5 header.

Remedy

Contact your Support Representative.

2693

Message

The fieldids in field 5 are not contiguous.

Explanation

The field descriptors in field 5 should be contiguous, they are not.

Generated By

FldLocat.

For Whom

Site support representative.

Notes

This is caused by an incorrect field 5 header.

Remedy

Contact your Support Representative.

2694

Message

The row is incorrectly formatted.

Explanation

The row has inconsistent header information or length, or is not in the new row format.

Generated By

FldLocat.

For Whom

Site support representative.

Notes

This is caused by an incorrect field 5 header.

Remedy

Contact your Support Representative.

2696

Message

Error in the Numeric Data Processor.

Explanation

This error is caused by problems in the numeric co-processor.

Generated By

the Numeric Operations.

For Whom

Site support representative.

Notes

None

Remedy

Contact your Support Representative.

2697

Message

Release 3 to 4 conversion process not complete.

Explanation

This error is the result of attempting to run Release 4 without following the proper Release 3 to 4 conversion process.

Generated By

SSSMain.

For Whom

Site support representative.

Notes

The system will pause in system startup when this error is detected.

Remedy

The only remedy for this error is to perform an IdLoad. Typically this IdLoad would be done at release 3 and user data archived via the release 3 Archive and Recovery Utility would then be restored. For further assistance, contact your Support Representative.

2698

Message

A disk read error has occurred in primitive dump area.

Explanation

The dump area is mentioned in the event message (for example, "AMPDUMP could not be saved"). The rest of the crash dump is saved regardless.

Generated By

DBS Startup.

For Whom

Site support representative.

Notes

None

Remedy

Contact your Support Representative.

2699

Message

Inconsistent ROM pointer information in a crash dump ignored

Explanation

The crash dump being saved is mentioned in the event message (e.g., "Error saving crash dump from AMPDUMP"). The crash dump is saved anyway, using "reasonable" defaults for saving into the crash tables.

Generated By

DBS Startup.

For Whom

Site support representative.

Notes

None

Remedy

Contact your Support Representative.

2700

Message

Referential constraint violation: invalid Foreign Key value.

Explanation

The new Foreign Key value in the referencing table has no corresponding value in the referenced table. Note, this is typically caused by an SQL Insert or Update statement on a referencing table.

Generated By

SutCK1Rw & SutCKNRw.

For Whom

End user.

Notes

None

Remedy

Insert the new Foreign Key value into the referenced table first and then resubmit the request.

2701

Message

Unable to access the /tdsw/etc directory or the DBS config files.

Explanation

The /tdsw/etc directory is missing or we were unable to read/write the DBS configuration files in this directory.

Generated By

sssrss.

For Whom

Support Representative.

Notes

This indicates the the DBS has not been properly installed.

Remedy

Contact your Support Representative.

2702

Message

Missing DBS config file in /tdsw/etc.

Explanation

The DBS configuration files are not present in the /tdsw/etc directory.

Generated By

Unused at this time.

For Whom

Support Representative.

Notes

This indicates that the DBS configuration files may have been inadvertently removed.

Remedy

Contact your Support Representative.

2703

Message

The DBS config file is empty.

Explanation

The DBS configuration file is present but it is empty (i.e., zero byte length).

Generated By

Unused at this time.

For Whom

Support Representative.

Notes

This indicates that the DBS configuration file may have been touched before/after they were created by the DBS.

Remedy

Contact your Support Representative.

2704

Message

DBS config file I/O error.

Explanation

There was a system I/O error while accessing the DBS configuration file.

Generated By

sssrss.

For Whom

Support Representative.

Notes

This indicates that there was a UNIX system I/O error.

Remedy

Contact your Support Representative.

2705

Message

Invalid DBS config file format.

Explanation

The DBS configuration file is not in the expected format.

Generated By

Unused at this time.

For Whom

Support Representative.

Notes

This indicates that the DBS configuration file is not a regular UNIX file.

Remedy

Contact your Support Representative.

2706

Message

Invalid DBS config file address.

Explanation

The internal address for the DBS configuration file is invalid.

Generated By

Unused at this time.

For Whom

Support Representative.

Notes

This indicates that the internal UNIX path name of filep pointer is invalid.

Remedy

Contact your Support Representative.

2707

Message

Invalid DBS config file path name.

Explanation

The internal DBS configuration file path name is invalid.

Generated By

Unused at this time.

For Whom

Support Representative.

Notes

This indicates the the internal UNIX path name is invalid.

Remedy

Contact your Support Representative.

2709

Message

SSSWAIT has timed out.

Explanation

The maximum time allowed for SSSWAIT has expired.

Generated By

sssutl.

For Whom

Support Representative.

Notes

This indicates that the time allowed waiting for a success response from the last Vproc done with a specific step during DBS start-up has expired.

Remedy

Contact your Support Representative.

2711

Message

Inconsistent AMP/PE Vproc count.

Explanation

The AMP/PE VProc counts are inconsistent.

Generated By

sssmain.

For Whom

Support Representative.

Notes

This indicates that AMP/PE Vproc counts are inconsistent with that of the well know static groups.

Remedy

Contact your Support Representative.

2713

Message

Problem creating DBS -> RSS shared memory segment

Explanation

Problem creating a shared memory segment for communication between DBS and RSS.

Generated By

sssrss.

For Whom

Support Representative.

Notes

This indicates that there has been a failure obtaining a UNIX Shared memory segment.

Remedy

Contact your Support Representative.

2714

Message

Resusage discarded some monitoring information because of insufficient resources

Explanation

ResUsage software was not able to keep up with its workload, as described in the message. This usually happens because the system is too busy to handle the resusage log rate specified in the control GDO.

Generated By

SSSRSS -- resource usage monitoring.

For Whom

System Administrator, System Support Representative.

Notes

This event is informational.

Remedy

Consider setting longer resusage collect and log intervals or disabling one or more ResUsage tables. If this is infeasible or the explanation does not seem to fit your case, contact your Support Representative.

2715

Message

Convert Time function failed

Explanation

Converttime function failed for the given secs value and ResUsage table.

Generated By

resd daemon.

For Whom

System Support Representative

Notes

This indicates the corruption of rss data buffers.

Remedy

Contact the Support Representative.

2716

Message

Convert Date function failed

Explanation

Convertdate function failed for the given secs value and ResUsage table.

Generated By

resd daemon.

For Whom

System Support Representative

Notes

This indicates the corruption of rss data buffers.

Remedy

Contact the Support Representative

2717

Message

Segget failure occurred in sssrss

Explanation

segget function failed for bundling the resusage rows into the segment due to lack of segments.

Generated By

resd/restpad daemon.

For Whom

System Support Representative

Notes

This indicates that resusage data will not be logged or some of the rows will be missed. There will be no impact other than this on the system - although other areas may be affected by lack of segments.

Remedy

Contact the Support Representative

2718

Message

FASTLOAD CHECKPOINT must be within the Data Loading transaction.

Explanation

The CHECKPOINT LOADING statement and the FASTLOAD INSERT statement must be in the same transaction.

Generated By

AMP FASTLOAD Processing.

For Whom

Host FASTLOAD Utility.

Notes

None

Remedy

Put the CHECKPOINT statement within the same transaction as the INSERT statement.

2719

Message

FASTLOAD END LOADING cannot be inside the Data Loading phase.

Explanation

The END LOADING statement cannot be inside the same transaction as the INSERT statement.

Generated By

AMP Fastload Processing.

For Whom

Host Fastload Utility.

Notes

None

Remedy

Put the END LOADING statement outside the transaction which contains the INSERT statement.

2720

Message

Fast/MLoad or FastExport has already been terminated.

Explanation

If this was a FastLoad or MLoad job then the load operation on the DBS side has already been terminated, but data parcels are still being sent down from the host. Possible cause is the Host Load Utility is ignoring the error returned from DBS. If this was a FastExport job then the FastExport session has been logged off. The SQL Select is either aborted or if it has been completed then the logoff results the answer set inaccessible. In the latter case, the host must submit an End Request to delete any spool files created on the AMPs.

Generated By

AMP Load Processing.

For Whom

Host Load Utility.

Notes

The Utility should terminate if there is any error returned while it is sending data parcels to the DBS.

Remedy

Cancel the Load job on the Host. Correct the Utility if it is ignoring errors.

2721

Message

Fast Load Utility fails to recognize error in previous request.

Explanation

DBS has decided to abort this Fast Load due to some error conditions caused by the previous request during the data loading phase, but the Host Fast Load Utility fails to acknowledge the error returned and continues to send data parcels to the DBS.

Generated By

AMP Fast Load Processing.

For Whom

Host Fast Load Utility.

Notes

None

Remedy

Correct the Host Fast Load Utility.

2722

Message

Too many in-doubt 2PC transactions.

Explanation

There are more in-doubt 2PC transactions than can be accommodated.

Generated By

AMP

For Whom

End User.

Notes

This error means that an AMP has as many in-doubt 2PC transactions as it can accommodate.

Remedy

Resolve the in-doubt 2PC transactions and resubmit the request.

2723

Message

Too many Locks used by 2PC transactions.

Explanation

During a COLDWAIT restart, the number of locks for in-doubt 2PC transactions to be placed on a catch-up AMP to bring it on-line exceeded the lock manager lock resources.

Generated By

AMP

For Whom

Operator. DBA.

Notes

This error causes a COLD restart of the DBC to bring the system back up, but the catch-up AMP will not be on line.

Remedy

Resolve the in-doubt 2PC transactions, then COLDWAIT restart the DBC if the AMP must be brought on-line immediately.

2724

Message

The two-phase commit transaction is in-doubt.

Explanation

An in-doubt transaction was detected during a restart.

Generated By

AMP

For Whom

End User.

Notes

The transaction was in this state when the DBC was restarted.

Remedy

The transaction must be committed or aborted by the coordinator automatically, or by the TPCCONS utility.

2725**Message**

Too many 2PC transactions for COLDWAIT restart

Explanation

Too many in-doubt transactions exist to allow a COLDWAIT DBC restart. The DBC will be restarted with a COLD restart.

Generated By

AMP

For Whom

Operator. DBA.

Notes

This condition occurs if the number of in-doubt 2PC transactions on the on-line AMPs in a cluster with a catch-up AMP exceeds the total capacity (number of in-doubt transactions) the catch-up AMP would have to establish in a COLDWAIT restart.

Remedy

Following COLD restart of the DBC, the in-doubt 2PC transactions must be committed/aborted in order to reduce the number of in-doubt 2PC transactions. A subsequent COLDWAIT restart should allow the catch-up AMP to come on-line.

2726**Message**

Referential constraint violation: cannot delete/update the Parent Key value.

Explanation

At least one of the Parent Key (i.e. referenced columns) values being deleted or updated is referenced by some Foreign Key values. By definition, the Parent Key value cannot be deleted or updated if there exists a Foreign Key value which is referencing it. Note, this is typically caused by an SQL Delete or Update statement on a referenced table.

Generated By

SutCKPRw.

For Whom

End user.

Notes

None

Remedy

Delete the corresponding Foreign Key value from the Child table (i.e. referencing table) first and then resubmit the request.

2728**Message**

Aborted due to a non-valid reference index on %DBID.%TVMID.

Explanation

The table being accessed has a reference index that is not valid. This could be resulted from the following two cases: (1) The target table or other table which references or being referenced by the target table was rollforward/back or restored. (2) The target table has some unresolved references because it is referencing some non-existent tables. For either case, no inserts, updates, or deletes are allowed.

Generated By

SutCK1Rw & SutCKNRw.

For Whom

End user.

Notes

None

Remedy

For the Roll and Restore case, drop the corresponding referential constraint and resubmit the request. For the unresolved references case, create all the missing referenced table and resubmit the request.

2729

Message

Dictionary parent count does not match header parent count.

Explanation

This message is displayed if the parent count field in the table header does not match the corresponding parent count in the DBC.TVM record for the table.

Generated By

CheckTable.

For Whom

Site support representative.

Notes

None

Remedy

Contact your Support Representative.

2730

Message

Warning: RI is not valid on one or more AMPs.

Explanation

This message is displayed if any AMP does not have the valid state set for the reference index. All remaining checks for the index are bypassed. The possible RI states are ValidRI, InvalidRI, InconsistentRI, and UnresolvedRI. ValidRI is the normal state. InvalidRI means that there has been a rollforward/rollback operation on the table. InconsistentRI means there has been a restore operation on the table. Since the parent or child table might not be restored at the same time, the state is marked as inconsistent. A Revalidate command can be used to revalidate the RI. UnresolvedRI means this is a forward reference and the parent table has not been created yet. The RI state will be changed to ValidRI when the parent table is created.

Generated By

CheckTable.

For Whom

Site support representative.

Notes

None

Remedy

Contact your Support Representative.

2731

Message

Warning: Unable to access the parent table header.

Explanation

This message is displayed if any AMP fails to lock the parent table or fails to read the parent table header. All remaining checks for the index are bypassed.

Generated By

CheckTable.

For Whom

Site support representative.

Notes

None

Remedy

Contact your Support Representative.

2732

Message

Warning: Skipping parent key validation in level 3 checking.

Explanation

This message is displayed if any AMP fails to lock the parent table in order to check the parent keys. Only parent key validation is bypassed in level 3 checking.

Generated By

CheckTable.

For Whom

Site support representative.

Notes

None

Remedy

Contact your Support Representative.

2733

Message

Primary and fallback RI row checksums do not match.

Explanation

A mismatch is detected when the checksum of the primary copy of a reference index row is compared to its fallback copy.

Generated By

CheckTable.

For Whom

Site support representative.

Notes

None

Remedy

Contact your Support Representative.

2734

Message

Data row count is less than RI count.

Explanation

This message is displayed when the number of rows in the primary data subtables across all AMPs is less than the number of rows in the corresponding reference index subtables across all AMPs. Note, data count must be greater than or equal to the RI count.

Generated By

CheckTable.

For Whom

Site support representative.

Notes

None

Remedy

Contact your Support Representative.

2735

Message

Primary and fallback RI counts do not match.

Explanation

This message is displayed when the count of rows in the primary reference index subtable on each AMP does not match the sum of counts of the rows in the corresponding fallback reference index subtables on other AMPs in the same cluster.

Generated By

CheckTable.

For Whom

Site support representative.

Notes

None

Remedy

Contact your Support Representative.

2736

Message

RI row out of order.

Explanation

Out of order reference index rows are detected as the reference index subtables are traversed. The row is discarded from the remainder of the checking process.

Generated By

CheckTable.

For Whom

Site support representative.

Notes

None

Remedy

Contact your Support Representative.

2737

Message

RI row has same row id as previous row.

Explanation

Duplicated reference index rows are detected as the reference index subtables are traversed. The row is discarded from the remainder of the checking process.

Generated By

CheckTable.

For Whom

Site support representative.

Notes

None

Remedy

Contact your Support Representative.

2738

Message

%TVMID already has Fastload running

Explanation

This error occurs if a user submits a FastLoad operation for a table that already is being loaded by another FastLoad job.

Generated By

AMP Software.

For Whom

End User.

Notes

This error means that a user has submitted a Fastload on a table that is being loaded by another Fastload.

Remedy

Take administrative action to determine which FastLoad job should be run against the table. If necessary, delete existing rows and reload the data.

2739

Message

Mload did not find an insert for insert missing update rows.

Explanation

Multi Load attempted to perform an insert for a missing update row but could not find the insert statement. This could be caused by having different table names in the update and insert parts of the statement.

Generated By

AMP Multi Load Processing.

For Whom

Multi Load user.

Notes

The User should ensure that the table names in both parts of the statement are the same.

Remedy

Correct the Multi load script and resubmit the job.

2740

Message

One or more rows found for table not in DBC.TVM.

Explanation

If any rows are found on any AMP for tables which are not recorded in TVM.

Generated By

CheckTable

For Whom

Site support representative

Notes

None

Remedy

Contact your Support Representative.

2741

Message

Table header not found.

Explanation

This message is displayed if one or more AMPs are missing a table header.

Generated By

CheckTable

For Whom

Site support representative Note: This code is also used as an express request crash code on a missing DBC.NEXT table header.

Notes

None

Remedy

Contact your Support Representative.

2742**Message**

Extraneous subtable

Explanation

This message is displayed for each AMP on which an extraneous subtable is detected. CheckTable formats the message text as: Extraneous subtable nnnnn on AMP vvvvv where nnnnn is the decimal subtable number vvvvv is the AMP processor

Generated By

CheckTable

For Whom

Site support representative

Notes

None

Remedy

Contact your Support Representative.

2743**Message**

Mismatch on the following table header components:

Explanation

This message is displayed when the following components of the table headers on all AMPs are different from the table header of the AMP with the lowest physical processor number of all online AMPs. The components are: . ExternalName . DataBaselId . AccountId . StructVersion . UtilVersion . PermJrnlTblId . Protection . UserJournal . HashedTable . Journal . Fields in field 5 . Index descriptors Only components for which a mismatch is detected on some AMP are listed.

Generated By

CheckTable

For Whom

Site support representative

Notes

None

Remedy

Contact your Support Representative.

2744

Message

Dictionary version does not match header version.

Explanation

This message is displayed if the version field in the table header does not match the corresponding version number in the DBC.TVM record for the table.

Generated By

CheckTable

For Whom

Site support representative

Notes

None

Remedy

Contact your Support Representative.

2745

Message

Warning: USI flagged as invalid on one or more AMPs.

Explanation

This message is displayed if any AMP does not have the valid flag set for the USI. By default, all remaining index checks for the index are bypassed. The CHECKINVALIDSI option may be specified to continue with index checking despite the invalid state. This might be useful in determining why the index was marked invalid.

Generated By

CheckTable

For Whom

Site support representative

Notes

None

Remedy

Contact your Support Representative.

2746**Message**

Warning: NUSI flagged as invalid on one or more AMPs.

Explanation

This message is displayed if any AMP does not have the valid flag set for the NUSI. By default, all remaining index checks for the index are bypassed. The CHECKINVALIDSI option may be specified to continue with index checking despite the invalid state. This might be useful in determining why the index was marked invalid.

Generated By

CheckTable

For Whom

Site support representative

Notes

None

Remedy

Contact your Support Representative.

2747**Message**

Primary and fallback data counts do not match.

Explanation

This message is displayed if the count of rows in the primary data subtable on each AMP does not match the sum of the counts of the rows in the corresponding fallback data subtables on other AMPs in the same cluster.

Generated By

CheckTable

For Whom

Site support representative

Notes

None

Remedy

Contact your Support Representative.

2748

Message

Data count does not match the USI count.

Explanation

This message is displayed when the sum of rows in the primary data subtables across all AMPs does not match the sum of the rows in the corresponding primary unique secondary index subtables across all AMPs.

Generated By

CheckTable

For Whom

Site support representative

Notes

None

Remedy

Contact your Support Representative.

2749

Message

Primary and fallback USI counts do not match

Explanation

This message is displayed when the count of rows in the primary unique secondary subtable on each AMP does not match the sum of counts of the rows in the corresponding fallback unique secondary index subtables on other AMPs in the same cluster.

Generated By

CheckTable

For Whom

Site support representative

Notes

None

Remedy

Contact your Support Representative.

2750

Message

Data subtable count does not match NUSI count.

Explanation

This message is displayed when the counts of the rows in each data subtable does not match the count of rows indexed by the corresponding index subtable.

Generated By

CheckTable

For Whom

Site support representative

Notes

None

Remedy

Contact your Support Representative.

2751

Message

Data row out of order.

Explanation

A data row is found to be out of order when the data subtables are scanned.

Generated By

CheckTable

For Whom

Site support representative

Notes

None

Remedy

Contact your Support Representative.

2752

Message

Data row has same row id as previous row.

Explanation

Two adjacent rows with the same row id are found when the data subtables are scanned.

Generated By

CheckTable

For Whom

Site support representative

Notes

None

Remedy

Contact your Support Representative.

2753

Message

Primary data row is on wrong AMP.

Explanation

A row is found to be on the wrong AMP when the data subtables are scanned.

Generated By

CheckTable

For Whom

Site support representative

Notes

None

Remedy

Contact your Support Representative.

2754

Message

Fallback data row is on wrong AMP.

Explanation

A row is found to be on the wrong AMP when the data subtables are scanned.

Generated By

CheckTable

For Whom

Site support representative

Notes

None

Remedy

Contact your Support Representative.

2755

Message

Fallback data row is in wrong subtable.

Explanation

A row is found to be in the wrong subtable when the data subtables are scanned.

Generated By

CheckTable

For Whom

Site support representative

Notes

None

Remedy

Contact your Support Representative.

2756

Message

Fallback data row is missing.

Explanation

Missing fallback data rows are detected.

Generated By

CheckTable

For Whom

Site support representative

Notes

None

Remedy

Contact your Support Representative.

2757

Message

Primary data row is missing.

Explanation

Extra fallback data rows are detected.

Generated By

CheckTable

For Whom

Site support representative

Notes

None

Remedy

Contact your Support Representative.

2758

Message

USI row out of order.

Explanation

Out of order index rows are detected as the index subtables are traversed. The row is discarded from the remainder of the checking process.

Generated By

CheckTable

For Whom

Site support representative

Notes

None

Remedy

Contact your Support Representative.

2759

Message

USI row has same row id as previous row

Explanation

Duplicated index rows are detected as the index subtables are traversed. The row is discarded from the remainder of the checking process.

Generated By

CheckTable

For Whom

Site support representative

Notes

None

Remedy

Contact your Support Representative.

2760

Message

Primary USI row is on wrong AMP

Explanation

Incorrectly distributed index rows are detected as the index subtables are traversed. The row is discarded from the remainder of the checking process.

Generated By

CheckTable

For Whom

Site support representative

Notes

None

Remedy

Contact your Support Representative.

2761

Message

Fallback USI row is on wrong AMP.

Explanation

Incorrectly distributed index rows are detected as the index subtables are traversed. The row is discarded from the remainder of the checking process.

Generated By

CheckTable

For Whom

Site support representative

Notes

None

Remedy

Contact your Support Representative.

2762

Message

Fallback USI row is in wrong subtable.

Explanation

Incorrectly distributed index rows are detected as the index subtables are traversed. The row is discarded from the remainder of the checking process.

Generated By

CheckTable

For Whom

Site support representative

Notes

None

Remedy

Contact your Support Representative.

2763

Message

USI row indexes non existent data row.

Explanation

Non existent indexed data rows are detected during the check for unique secondary indexes.

Generated By

CheckTable

For Whom

Site support representative

Notes

None

Remedy

Contact your Support Representative.

2764

Message

Data row not indexed by USI.

Explanation

Unindexed data rows are detected during the check for unique secondary indexes.

Generated By

CheckTable

For Whom

Site support representative

Notes

None

Remedy

Contact your Support Representative.

2765

Message

Data row indexed multiple times by USI.

Explanation

Multiply indexed data rows are detected during the check for unique secondary indexes.

Generated By

CheckTable

For Whom

Site support representative

Notes

None

Remedy

Contact your Support Representative.

2766

Message

Fallback USI row is missing.

Explanation

A missing fallback unique secondary index row is detected.

Generated By

CheckTable

For Whom

Site support representative

Notes

None

Remedy

Contact your Support Representative.

2767

Message

Primary USI row is missing.

Explanation

A missing primary unique secondary index row is detected.

Generated By

CheckTable

For Whom

Site support representative

Notes

None

Remedy

Contact your Support Representative.

2768

Message

NUSI row out of order.

Explanation

Out of order index rows are detected as the index subtables are traversed. The row is discarded from the checking process.

Generated By

CheckTable

For Whom

Site support representative

Notes

None

Remedy

Contact your Support Representative.

2769

Message

NUSI row has same row id as previous row.

Explanation

Duplicated index rows are detected as the index subtables are traversed. The row is discarded from the checking process.

Generated By

CheckTable

For Whom

Site support representative

Notes

None

Remedy

Contact your Support Representative.

2770

Message

Data row id referenced by NUSI is on wrong AMP.

Explanation

An indexed data row id is found which belongs to another AMP during the traversal of index subtables.

Generated By

CheckTable

For Whom

Site support representative

Notes

None

Remedy

Contact your Support Representative.

2771

Message

Data row id referenced by fallback NUSI in wrong subtable.

Explanation

An indexed data row id is found which belongs to another fallback subtable during the traversal of index subtables.

Generated By

CheckTable

For Whom

Site support representative

Notes

None

Remedy

Contact your Support Representative.

2772

Message

NUSI row indexes non existent data row.

Explanation

A non existent indexed data row is detected when a check is made for nonunique secondary indexes.

Generated By

CheckTable

For Whom

Site support representative

Notes

None

Remedy

Contact your Support Representative.

2773

Message

Data row not indexed by NUSI.

Explanation

An unindexed data row is detected when a check is made for nonunique secondary indexes.

Generated By

CheckTable

For Whom

Site support representative

Notes

None

Remedy

Contact your Support Representative.

2774

Message

Data row indexed multiple times by NUSI.

Explanation

Multiple indexed data rows are detected when a check is made for nonunique secondary indexes.

Generated By

CheckTable

For Whom

Site support representative

Notes

None

Remedy

Contact your Support Representative.

2775

Message

Data row hash code is incorrect.

Explanation

A primary (or fallback if an AMP is down) data row has incorrect hash code. The row's hash code will not be corrected in the remainder of the checking process.

Generated By

CheckTable

For Whom

Site support representative Note: This code is also used internally by MultiLoad to log a row hashing anomaly to the error table during the application phase.

Notes

None

Remedy

Contact your Support Representative.

2776

Message

Data row has duplicate unique primary key.

Explanation

A primary (or fallback if an AMP is down) data row has the same primary key as another row in the same hash code (unique primary index). The row is not ignored in the remainder of the checking process.

Generated By

CheckTable

For Whom

Site support representative Note: This code is also used as a crash code during system startup if the DBC.TRANSLATION table contains rows with duplicate primary keys.

Notes

None

Remedy

Contact your Support Representative.

2777

Message

Data row is duplicate.

Explanation

A primary (or fallback if an AMP is down) data row is a duplicate of another row in the same hash code (nonunique primary index). The row is not ignored in the remainder of the checking process.

Generated By

CheckTable

For Whom

Site support representative

Notes

None

Remedy

Contact your Support Representative.

2778

Message

Primary and fallback data rows do not match.

Explanation

A mismatch is detected during a byte by byte comparison of the primary copy of a data row to its fallback copy.

Generated By

CheckTable

For Whom

Site support representative

Notes

None

Remedy

Contact your Support Representative.

2779

Message

USI row hash code is incorrect.

Explanation

A primary (or fallback if an AMP is down) unique secondary index row has incorrect hash code. The hash code is not corrected in the remainder of the checking process.

Generated By

CheckTable

For Whom

Site support representative

Notes

None

Remedy

Contact your Support Representative.

2780

Message

USI row has duplicate key.

Explanation

A primary (or fallback if an AMP is down) unique secondary index row which has the same index key as another row in the same hash code. The row is not ignored in the remainder of the checking process.

Generated By

CheckTable

For Whom

Site support representative

Notes

None

Remedy

Contact your Support Representative.

2781

Message

Data row indexed by USI row with incorrect key.

Explanation

A discrepancy is detected when the key of each unique secondary index row is compared to the expected key extracted from the data row.

Generated By

CheckTable

For Whom

Site support representative

Notes

None

Remedy

Contact your Support Representative.

2782

Message

Primary and fallback USI rows do not match.

Explanation

A mismatch is detected during a byte by byte comparison of the primary copy of an index row to its fallback copy.

Generated By

CheckTable

For Whom

Site support representative

Notes

None

Remedy

Contact your Support Representative.

2783**Message**

NUSI row incorrectly has continuation flag set. ***OBSOLETE***

Explanation

Inconsistencies in the setting of the index continuation flags are detected during traversal of index subtables. The row still participates in the remainder of the check.

Generated By

CheckTable

For Whom

Site support representative

Notes

None

Remedy

Contact your Support Representative.

2784**Message**

NUSI row incorrectly has continuation flag clear.

Explanation

Inconsistencies in the setting of the index continuation flags are detected during traversal of index subtables. The row still participates in the remainder of the check.

Generated By

CheckTable

For Whom

Site support representative

Notes

None

Remedy

Contact your Support Representative.

2785

Message

Data row indexed by NUSI row with incorrect key.

Explanation

A discrepancy is detected when the key of the nonunique secondary index row which indexes each data row is compared to the expected key extracted from the data row.

Generated By

CheckTable

For Whom

Site support representative

Notes

None

Remedy

Contact your Support Representative.

2786

Message

NUSI data row ID out of order.

Explanation

Out of order indexed data rows are detected during the check for nonunique secondary indexes.

Generated By

CheckTable

For Whom

Site support representative

Notes

None

Remedy

Contact your Support Representative.

2787

Message

Table check bypassed due to pending

Explanation

The table header on one or more AMPs has a field 4 present which indicates that the table is in the process of being Fast Loaded, Restored or has been Recovery Aborted.

Generated By

CheckTable

For Whom

Site support representative

Notes

None

Remedy

Contact your Support Representative.

2788

Message

Table header not found for table.

Explanation

For each table recorded in TVM which does not have a corresponding table header on one or more AMPs.

Generated By

CheckTable

For Whom

Site support representative

Notes

None

Remedy

Contact your Support Representative.

2789

Message

Disk read error during checking process.

Explanation

A read error was encountered during CheckTable processing. The current table check is aborted and NO automatic rebuild action is taken. An error is also logged to Event Log file system. This error includes an indication of if the read error occurred on a spool file or a data or index subtable and the AMP on which the error occurred.

Generated By

CheckTable

For Whom

Site support representative

Notes

None

Remedy

If the error occurred on a spool file, attempt to repeat the check on the table that CheckTable was processing when the error was reported. If the error occurred on a user table, the data may be recovered via a Table Rebuild, DROP/CREATE index or Restore as appropriate. For additional assistance, contact your Support Representative.

2790

Message

NUSI row hash code is incorrect.

Explanation

A non-unique secondary index row has an incorrect hash code. The hash code is not corrected in the remainder of the checking process.

Generated By

CheckTable

For Whom

Site support representative

Notes

None

Remedy

Contact your Support Representative.

2791

Message

Primary and fallback data row checksums do not match.

Explanation

A mismatch is detected during a checksum comparison of the primary copy of a data row to its fallback copy.

Generated By

CheckTable

For Whom

Site support representative

Notes

None

Remedy

Contact your Support Representative.

2792

Message

Primary and fallback USI row checksums do not match.

Explanation

A mismatch is detected when a checksum comparison of the primary copy of a index row to its fallback copy.

Generated By

CheckTable

For Whom

Site support representative

Notes

None

Remedy

Contact your Support Representative.

2793

Message

MLoad MARK DUPLICATE INSERT (dup row)

Explanation

An MLoad apply error table row with this code marks a duplicate-insert event where the newly built row is identical to an old row in the target table.

Generated By

AMP MLoad steps

For Whom

MLoad user

Notes

None

Remedy

The MLoad user must decide if the duplicate row is an anomaly. The user may then use the contents of the error table row to perform event logging or recovery actions.

2794

Message

MLoad MARK DUPLICATE INSERT (dup key)

Explanation

An MLoad apply error table row with this code marks a duplicate-insert event where the newly built row has the same unique primary key value as an old row in the target table.

Generated By

AMP MLoad steps

For Whom

MLoad user

Notes

None

Remedy

The MLoad user must decide if the duplicate row is an anomaly. The user may then use the contents of the error table row to perform event logging or recovery actions.

2795

Message

MLoad MARK DUPLICATE UPDATE

Explanation

An MLoad apply error table row with this code marks a duplicate-update event where the newly built row is identical to an old row in the target table. This event will only occur if the target table has a non-unique primary index (NUPI).

Generated By

AMP MLoad steps

For Whom

MLoad user

Notes

None

Remedy

The MLoad user must decide if the duplicate row is an anomaly. The user may then use the contents of the error table row to perform event logging or recovery actions.

2796

Message

MLoad MARK MISSING DELETE

Explanation

An MLoad apply error table row with this code marks a missing-delete event where the row specified for delete is not found in the target table.

Generated By

AMP MLoad steps

For Whom

MLoad user

Notes

None

Remedy

The MLoad user must decide if the missing row is an anomaly. The user may then use the contents of the error table row to perform event logging or recovery actions.

2797

Message

MLoad MARK MISSING UPDATE

Explanation

An MLoad apply error table row with this code marks a missing-update event where the row specified for update is not found in the target table.

Generated By

AMP MLoad steps

For Whom

MLoad user

Notes

None

Remedy

The MLoad user must decide if the missing row is an anomaly. In the case of this error, the mark rows for the missing update operations places nulls for the target table columns in the error table. The user may still use the contents of the error information in the error table row to perform event logging or recovery actions.

2798

Message

MLoad: Prime Key mismatch on insert missing update.

Explanation

The user attempted to perform the insert part of a 'DO INSERT FOR MISSING UPDATE ROWS' with a different prime key values for the update and insert.

Generated By

AMP MLoad steps

For Whom

MLoad user

Notes

None

Remedy

The MLoad user must correct the job to ensure that the update and insert rows have the prime key.

2799**Message**

MLoad MARK MISSING UPDATE INSERT

Explanation

An MLoad apply error table row with this code marks a missing-update insert event where the row specified for update is not found in the target table and is subsequently inserted into the target table.

Generated By

AMP MLoad steps

For Whom

MLoad user

Notes

None

Remedy

The MLoad user must decide if the missing row is an anomaly. In the case of this error, the mark rows for the missing update operations places nulls for the target table columns in the error table. The user may still use the contents of the error information in the error table row to perform event logging or recovery actions.

2800**Message**

Aborted due to invalidated secondary index on %DBID.%TVMID.

Explanation

The table being accessed has a unique or nonunique secondary index that was invalidated as a result of one of the below operations. A restore operation with an AMP down or A rollforward operation with 'primary data' option or A restore operation with 'no build' option. A corruption detected during NUSI maintenance could also end up invalidating the index. No

updates or inserts are allowed on this table until the index is built through a 'build' statement of arcmain or dropped.

Generated By

AMP Steps.

For Whom

End User.

Notes

None

Remedy

In case of AMP down, drop the invalidated secondary indexes on the table else A 'build' statement of arcmain should follow to build the invalidated secondary indexes. No NUSI index access is allowed, the invalidated index needs to be dropped and re-created.

2801

Message

Duplicate unique prime key error in %DBID.%TVMID.

Explanation

The request generated a row whose prime key duplicated that of an existing row in a table with a unique prime key.

Generated By

AMP Steps.

For Whom

End User.

Notes

None

Remedy

Correct and resubmit the request.

2802

Message

Duplicate row error in %DBID.%TVMID.

Explanation

An update or insert request generated a row that was a duplicate of an existing row.

Generated By

AMP Steps.

For Whom

End User.

Notes

None

Remedy

Correct and resubmit the request.

2803

Message

Secondary index uniqueness violation in %DBID.%TVMID.

Explanation

A row generated by the request violated the uniqueness criteria of some unique secondary index. The unique secondary index was created with a CREATE UNIQUE INDEX statement, or a UNIQUE constraint, or a PRIMARY KEY specification.

Generated By

AMP Steps.

For Whom

End User.

Notes

None

Remedy

Correct and resubmit the request.

2804

Message

Incompatible version in recovery status row.

Explanation

The version number in the recovery status row on disk is incompatible with the current software version.

Generated By

Recovery, Booter, Idllink or AFUINQDI.

For Whom

End User.

Notes

This error occurs in two different cases: 1) An attempt was made to migrate across more software versions than supported. This may occur as a result of setting the version back to an obsolete version or by skipping forward across more than one software release. 2) An attempt was made to run with more than two joined DSUs with Release 3.0 versions of the Booter, or Idllink, or DBS software.

Remedy

1) Reboot system at correct version or contact your Support Representative. 2) Unjoin all DSUs beyond the 2nd before running with Release 3.0 software.

2805

Message

Maximum row length exceeded in %TVMID. For response rows, consider reducing the size of the select list and/or order by clause.

Explanation

A row generated by the request exceeded the maximum row length allowed by the Teradata DBS.

Generated By

AMP Steps.

For Whom

End User.

Notes

A data row or an index row may be too long. If an index row is too long, the associated data row is very close to the maximum limit, and/or contains compressed fields that are not stored in compressed form in index rows.

Remedy

Correct and resubmit the request.

2807

Message

Internal error: Invalid message source.

Explanation

A message was received from an external (internal) source when it should have been from an internal (external) source.

Generated By

AMP worker tasks.

For Whom

Site support representative.

Notes

None

Remedy

Contact your Support Representative.

2808

Message

Internal error: a received message was of invalid type

Explanation

A message was received that was of an unexpected type (Response, Simplex, or Initiating).

Generated By

AMP worker tasks.

For Whom

Site support representative.

Notes

None

Remedy

Contact your Support Representative.

2809

Message

Invalid recovery sequence detected

Explanation

An illegal sequence of recovery actions has been detected. This could be a cluster Restore of a fallback table that was not preceded by a dictionary restore or a specific-AMP restore operation during a Fast Load or MLoad.

Generated By

AMP Software.

For Whom

End User.

Notes

All cluster restores of fallback tables must be preceded by a dictionary restore. This situation may arise in doing a specific-AMP restore of a no fallback table after CREATE/ DROP INDEX, a Fast Load, or an MLoad.

Remedy

To restore a fallback table to AMP clusters, you must first perform a dictionary restore of the table from a dictionary dump. If the problem is CREATE/DROP INDEX, perform an all-AMPs restore followed by a specific-AMPs restore of the no fallback table. Then do the CREATE/ DROP INDEX. If the problem is Fast Load or MLoad, the operation must finish prior to issuing the recovery operation, or all-AMPs must be restored first.

2810

Message

Internal error: permanent journal error found.

Explanation

An unexpected reference to permanent journals was found.

Generated By

AMP Software.

For Whom

Site support representative.

Notes

None

Remedy

Contact your Support Representative.

2811

Message

Data rowid is already indexed.

Explanation

During an insert of a rowid into an index, the row id was found to exist already in the index.

Generated By

AMP Worker Tasks.

For Whom

Site support representative.

Notes

This error is a status result returned by the secondary index service routines. The caller of these routines may either ignore the error if it is expected or log an event if it was not expected.

Remedy

If this event was logged, contact your Support Representative.

2812

Message

Internal error: invalid record found on transient journal.

Explanation

An invalid record was found on the transient journal. The AMP which detects the error will remain offline.

Generated By

AMP System and Transaction Recovery.

For Whom

Site support representative.

Notes

This error usually results from an incorrect "Kind" field in the transient journal record header.

Remedy

Contact your Support Representative.

2813

Message

Internal error: bad InXaction flag in step header.

Explanation

The value of the InXaction flag in the step header was False (True) in a step that must be (must not be) in a transaction.

Generated By

AMP Steps.

For Whom

Site support representative.

Notes

None

Remedy

Contact your Support Representative.

2814

Message

Data size exceeds the maximum specified.

Explanation

This status indicator is returned when the host side of host utilities specifies that it will accept n bytes of data and the AMP finds that there are more than n bytes to send.

Generated By

Host Utilities.

For Whom

Programmers.

Notes

This should never be seen by an end user or in a crash situation.

Remedy

Supply a larger max byte count and resend the parcel.

2815

Message

Apparent invalid restart of a restore.

Explanation

This error is returned when restarting a restore. It indicates that either the table was rebuilt by table rebuild, or was subject to a BUILD statement prior to the restore restart. This could cause data loss in the failed table.

Generated By

Host Utilities.

For Whom

End User.

Notes

This is a user error. An invalid sequence of restore operations was attempted, probably an invalid restart of a restore from the host.

Remedy

Use correct sequence of restores.

2816

Message

Auto CHECKTABLE mode found errors.

Explanation

This error indicates that CHECKTABLE encountered at least one error while validating the ALL TABLES.

Generated By

DBS Auto CHECKTABLE mode.

For Whom

SE/FE.

Notes

Auto CHECKTABLE mode is enable/disabled by the RcvACUTL console startable utility. When enabled, CHECKTABLE is automatically run on all tables immediately after startup has set up for transaction recovery (ie. voted and placed all required locks). To find out exactly which tables had errors, the auto CHECKTABLE mode should be disabled, the system should be restarted and CHECKTABLE should be run manually. Alternatively, if the debugger is running, a GO AFTERTRAP will allow the system to continue and then a manual CHECKTABLE can be run. If the debugger is not running then this error does not cause the system to crash. The trace back is printed on the console but operation continues.

Remedy

See notes

2817

Message

Internal error: transaction not found in TIP table.

Explanation

A supposedly active transaction was not found in the Transaction In Process table on the AMP.

Generated By

AMP Steps.

For Whom

Site support representative.

Notes

None

Remedy

Contact your Support Representative.

2818

Message

Invalid lock to dump table without after image journaling

Explanation

If the table to be dumped does not have after- image journaling, the USE GROUP READ LOCK option in the DUMP statement cannot be used.

Generated By

Dump.

For Whom

End User.

Notes

None

Remedy

(1) Switch to USE READ LOCK option when dumping a table without after-image journaling, or (2) ALTER TABLE for after-image journaling before dumping with USE GROUP READ LOCK option.

2819

Message

Internal error: unimplemented message received.

Explanation

A message was received that requested an unimplemented or unknown function.

Generated By

AMP worker tasks.

For Whom

Site support representative.

Notes

This is probably caused by a bad "Kind" or "Class" field in the message header.

Remedy

Contact your Support Representative.

2820

Message

Fallback reference index row is on the wrong AMP.

Explanation

Incorrectly distributed reference index rows are detected as the reference index subtables are traversed. The row is discarded from the remainder of the checking process.

Generated By

CheckTable.

For Whom

Site support representative.

Notes

None

Remedy

Contact your Support Representative.

2821

Message

Internal error: invalid message kind in message header.

Explanation

A message with an unexpected "Kind" value in the message header was received.

Generated By

AMP worker tasks.

For Whom

Site support representative.

Notes

None

Remedy

Contact your Support Representative.

2822

Message

Internal error: invalid message class in message header.

Explanation

A message with an unexpected "Class" value in the message header was received.

Generated By

AMP worker tasks.

For Whom

Site support representative.

Notes

None

Remedy

Contact your Support Representative.

2823

Message

Table id is inconsistent during restore operation.

Explanation

During a restore operation, a table id found on the archive data set was found to be inconsistent with other data on the archive or on the Teradata DBS being restored.

Generated By

Host Utilities.

For Whom

End User. Site support representative.

Notes

This indicates a problem with the dump tape, or an attempt to restore a database from one system to another system.

Remedy

Follow rules for restore operations or, if the rules have been followed, contact your Support Representative.

2824

Message

Database id is inconsistent during restore

Explanation

During a restore operation, a database id found on the archive data set was found to be inconsistent with other data on the archive or on the Teradata DBS being restored.

Generated By

Host Utilities.

For Whom

End User. Site support representative.

Notes

This indicates a problem with the dump tape, or an attempt to restore a database from one system to another system.

Remedy

Follow rules for restore operations or, if the rules have been followed, contact your Support Representative.

2825

Message

NO RECORD OF THE LAST REQUEST WAS FOUND AFTER DBC RESTART

Explanation

No record of the last request sent was found on the Teradata DBS after restart. The request may or may not have been rolled back. The user must determine if the request completed or not.

Generated By

System Recovery.

For Whom

End User.

Notes

This error is sent in response to a host status request from the TDP after a Teradata DBS restart.

Remedy

Resubmit the last request if it did not complete.

2826

Message

Request completed but all output was lost due to DBC restart.

Explanation

The user's last request completed, but all the output from the request was lost because the Teradata DBS restarted.

Generated By

System Recovery.

For Whom

End User.

Notes

This error is sent in response to a host status request from the TDP after a Teradata DBS restart.

Remedy

No action needed.

2827

Message

Request was aborted by user or due to statement error.

Explanation

The last request and the transaction it was in was rolled back by a user abort or because of an error during processing of the statement. The cause of the rollback, however, has been lost because of a Teradata DBS restart.

Generated By

System Recovery.

For Whom

End User.

Notes

This error is sent in response to a host status request from the TDP after a Teradata DBS restart.

Remedy

If the rollback was not due to a user abort, correct the statement and resubmit the transaction.

2828

Message

Request was rolled back during system recovery.

Explanation

The last request and its transaction was rolled back because it was in an active transaction during a Teradata DBS restart.

Generated By

System Recovery.

For Whom

End User.

Notes

This error is sent in response to a host status request from the TDP after a Teradata DBS restart.

Remedy

Resubmit the transaction.

2829

Message

Specified AMP does not exist.

Explanation

A processor number specified by the user in a specific-AMP(s) host utility operation does not correspond to that of a currently configured AMP.

Generated By

Host Utilities.

For Whom

End User.

Notes

None

Remedy

Resubmit the request with the correct processor number.

2830

Message

Unique secondary index must be dropped before restoring table.

Explanation

During a single-AMP restore of a nonfallback table, the table header on disk indicated the existence of a unique secondary index.

Generated By

Host Utilities.

For Whom

End User.

Notes

Because a single-AMP restore should always be preceded by an all-AMPs restore with the single AMP down, and because the unique secondary indexes on a nonfallback table are invalidated during such a restore, this error indicates a user error. Either the index was added after the AMP came back up (modifications should never be made to the database until the AMP is restored), the single-AMP restore was not preceded by an all-AMPs restore, or the single-AMP restore was not preceded by an all-AMPs restore.

Remedy

The restore operation must be started over.

2831

Message

No row was found for the event in the Recovery Control Catalog.

Explanation

The event number specified by the host utility was not found in the Recovery Control Catalog table.

Generated By

Host Utility steps

For Whom

Site support representative.

Notes

This is a logic error in the Host Utility.

Remedy

Contact your Support Representative.

2832

Message

Unique secondary index violation on table %DBID.%TVMID during restore.

Explanation

During a restore operation, a duplicate unique secondary index was encountered.

Generated By

Host Utilities.

For Whom

End User.

Notes

This is the result of reapplying dump data sets in the incorrect sequence during a restore operation.

Remedy

Apply archive data sets in the correct sequence during restore.

2833

Message

Row already exists with different content.

Explanation

During a restore operation, an attempt was made to restore a row that already existed, but whose data was different from that of the one being restored.

Generated By

Host utilities.

For Whom

End User.

Notes

This is probably caused by applying single-AMP dump tapes of the same data, but made at a different time.

Remedy

Use the correct sequence of archive data sets during the restore.

2834

Message

Another user released the lock requested by the current operation.

Explanation

While the current operation was waiting for a host utility lock, another user released all host utility locks on the specified object via the "override" option. The current operation was aborted.

Generated By

Host Utilities.

For Whom

End User.

Notes

This error is not returned to the user if the lock has already been granted when another user releases it. No error is returned in this case.

Remedy

Resubmit the host utility operation.

2835

Message

A unique index has been invalidated; resubmit request.

Explanation

Unique secondary index for retrieval has been invalidated by a restore operation.

Generated By

AMP Steps.

For Whom

End User.

Notes

None

Remedy

Resubmit the request.

2836

Message

The specified index id was not found.

Explanation

The specified index id was not found in the table header.

Generated By

AwtLocID.

For Whom

Site support representative.

Notes

None

Remedy

Contact your Support Representative.

2837

Message

Table being Fast/Multi Loaded; no data dumped.

Explanation

The table being dumped is in the process of being Fast/Mutli Loaded. No data rows are being dumped, just the table header.

Generated By

Dump.

For Whom

End User.

Notes

When the table is restored from this dump, it will be empty.

Remedy

If the data in the table must be backed up, complete the Fast Load and dump the database again.

2838

Message

Table is unhashed; no data dumped.

Explanation

The table being dumped is unhashed. No data rows are being dumped, just the table header.

Generated By

Dump.

For Whom

End User.

Notes

When the table is restored from this dump, it will be empty. Crash dumps that did not originate from a DUL load are the only tables that fall in this class.

Remedy

If it is necessary to save the data in the crash dump table, use the DUL utility.

2839

Message

Invalid attempt to operate on a fallback table.

Explanation

An attempt was made to restore a fallback table during an operation other than an all-AMPs restore of an all-AMPs dump.

Generated By

Restore.

For Whom

End User. Site support representative.

Notes

This error may indicate that (a) a user was attempting to add fallback during the restore attempt (which is not valid), or (b) there is an internal error in the Archive Utility software.

Remedy

If a concurrent attempt to add fallback is not the problem, identify the tables in the database that are nonfallback, and restore them via individual restore statements. If this fails, Contact your Support Representative.

2840**Message**

Data rows discarded due to inconsistent hash codes

Explanation

During a restore operation, some rows were discarded because of inconsistencies in the row hash codes.

Generated By

Restore.

For Whom

End User. Site support representative.

Notes

Two situations cause this error to occur: 1) During an attempt to restore a row, a row with the same rowid but different data was found on the disk. 2) During a specific-AMP restore, the AMP received a data block containing a row that it does not own, even though reconfiguration has not taken place since the dump. The situation may be caused either by a software bug (the rows were mis-distributed when the dump was taken) or a user error (updating the table before the table was completely restored). In either case, the restore continues unaffected, except that the offending rows are discarded. Associated with this error is a count of the rows discarded.

Remedy

If the error is caused by an operational error, start the restore process over or accept an incomplete table. If there were no operational errors, contact your Support Representative.

2841**Message**

A Utility lock was reapplied by recovery.> <1,%s> lock by <34,%S> on <292,%S

Explanation

During recovery, a Utility lock was reapplied. The text that accompanies this message describes the lock that was placed: either a single-AMP Host Utility lock or a lock placed by table rebuild. After Restore/Rebuild, you must EXPLICITLY use HUT/ARC to Release Locks.

Generated By

Recovery.

For Whom

Operator.

Notes

None

Remedy

If necessary, dump or restore the affected database or rebuild the affected table. Release the lock when no longer needed.

2842

Message

A utility lock was not reapplied by recovery due to conflict.> <1,%s> lock by <34,%S> on <292,%S

Explanation

During recovery, a Utility lock was not reapplied because of a conflict with some other utility lock. The text associated with this message describes the lock that was not reapplied.

Generated By

Recovery.

For Whom

Operator.

Notes

Normally, this error is caused by a global deadlock brought on when two operations attempt to place utility locks at the same time.

Remedy

If the error is due to a deadlock, release the locks and restart the conflicting operations.

2843

Message

No more room in database.

Explanation

This error occurs only when an attempt is made to increase the amount of space used by a database, and there is no space left to accommodate the increase.

Generated By

Archive Utility.

For Whom

End User.

Notes

None

Remedy

Either drop some of the tables currently contained in the database, or have the permanent space limit for the database increased.

2844

Message

Journal image is longer than maximum.

Explanation

This error occurs when a journal record is generated for an update, delete, or insert operation that is larger than the maximum allowable journal record.

Generated By

AMP Steps.

For Whom

End User.

Notes

None

Remedy

Reduce the number of fields being updated (if the error occurs on an update operation); reduce the size of the data rows being deleted by update operations against compressed or variable-length fields; or reduce the level of archive journaling on the table.

2845

Message

Shut down DBS and rebuild the entire disk.

Explanation

A disk read error was encountered. The bad data block cannot be rebuilt with the processor on-line. This error is logged prior to a crash due to error ErrAMPDBErrSDown.

Generated By

RbkCtrl.

For Whom

Operator. DBA.

Notes

None

Remedy

Use Diskcopy and Table Rebuild to recover the disk and then restart the Teradata DBS.

2846

Message

Unrecoverable read error detected. Retry.

Explanation

A disk read error is encountered. The bad data block cannot be rebuilt with the Teradata DBS on-line. This error is logged prior to a crash due to error ErrAMPURcvReadErr.

Generated By

RbkCtrl.

For Whom

Operator. DBA.

Notes

None

Remedy

Manual intervention (table rebuild) or a restart may fix the problem.

2847

Message

Internal error: Invalid record found on transient journal.

Explanation

An invalid record was found on the transient journal. This error is logged just prior to a crash due to error ErrAMPIITJRec.

Generated By

AMP System and Transaction Recovery.

For Whom

Site support representative.

Notes

This error usually results from an incorrect "Kind" field in the transient journal record header.

Remedy

Contact your Support Representative.

2848

Message

Invalid record type on transient journal.

Explanation

An invalid journal kind was specified or found on a journal. This error is logged just prior to a crash due to error ErrAMPInvJnlKind.

Generated By

AwtRcv.

For Whom

Site support representative.

Notes

This is an internal error. Transaction recovery detected an inconsistency on the transient journal, and recovery will continue to abort. To restart the system, shut down the offending processor and rebuild its disk off-line.

Remedy

Contact your Support Representative.

2849

Message

Invalid before image on transient journal.

Explanation

The row that a before journal has written does not exist in the database. This error is logged just prior to a crash due to error ErrAMPInvBefRow.

Generated By

AwtRcv.

For Whom

Site support representative.

Notes

This is an internal error. Transaction recovery detected an inconsistency on the transient journal Rebuild the offending processor's disk.

Remedy

Contact your Support Representative.

2850

Message

User %USERID Session ##### logical host id ##### caused a DBS crash,=%s

Explanation

This message identifies the Teradata DBS user, the associated session and logical host id which caused a Teradata DBS crash. This message is displayed during Teradata DBS Startup.

Generated By

SSSMMain.

For Whom

Operator.

Notes

None

Remedy

This message is for information only.

2851

Message

Internal error: inconsistent record found on Transient journal

Explanation

An attempt was made to read a PJ record using the rowid and tableid found from the TJ but the PJ row does not contain the 'correct' information (i.e., transno and/or PJ RowKind is neither CkPtBeg or CkPtEnd).

Generated By

StpAAB.

For Whom

Site support representative.

Notes

This is an internal error.

Remedy

Contact your Support Representative.

2852

Message

Inconsistent check point records found on Restored journal.

Explanation

While restoring/validating a journal table, the event number for the same check point among different AMPs were found to disagree with each other.

Generated By

Restore, StpVJT.

For Whom

Site support representative.

Notes

This is an internal error.

Remedy

Contact your Support Representative.

2853

Message

Restored Journal table %TVMID does not exist.

Explanation

A restored journal table might not exist on an AMP if it came back online following a Teradata DBS crash during a rollback/rollforward operation.

Generated By

StpVJT.

For Whom

End User.

Notes

None

Remedy

Do a specific AMP restore of the journal table and then resubmit the rollback or rollforward request.

2854

Message

Specified checkpoint row does not exist in Journal table %TVMID.

Explanation

The checkpoint at which the recovery will terminate does not exist in the specified journal table during a rollback/rollforward operation.

Generated By

StpVJT.

For Whom

End User.

Notes

None

Remedy

Correct the checkpoint name in the rollback or rollforward statement and then resubmit the request.

2855

Message

Specified checkpoint row already exists.

Explanation

This could occur because of a Teradata DBS restart during a checkpoint operation.

Generated By

StpVJT.

For Whom

Host Utilities.

Notes

This error code is designed to be intercepted by a host utility and should never be seen by the end user.

Remedy

None required. The utility will handle the condition without user intervention.

2856

Message

The journal table %TVMID is being restored.

Explanation

This error occurs when a user issues a request for a journal table that is being restored.

Generated By

StpVJT.

For Whom

End User.

Notes

None

Remedy

Wait until the restore operation is completed, then resubmit the request. If a restore is not in process, the operation may have been aborted, and needs to be restarted or started over, or the table must be dropped.

2857

Message

Rollforward/Rollback: Not applicable on specified tables.

Explanation

This error occurs when a user issues a Rollforward/Rollback request to recover some data tables. The table names specified in the statement do not have an after journal for Rollforward or before journal for Rollback.

Generated By

StpMrL.

For Whom

End User.

Notes

None

Remedy

A Rollforward operation is applicable only if the table to be recovered has an after image journal. A Rollback operation is applicable only if the table to be recovered has a before image journal.

2860

Message

Operation not allowed: %DBID.%TVMID was recovery aborted.

Explanation

This error occurs only when a user issues a request for a table that was recovery aborted.

Generated By

AMP Steps.

For Whom

End User.

Notes

The table does exist, but it was recovery aborted by some authorized personnel during system recovery. The content of this table is questionable.

Remedy

The table must be dropped and data recreated in some form (either via the Restore or FastLoad facility). The owner of this table should be informed of the situation.

2861

Message

Data inconsistency detected - Fallback rowid already in use

Explanation

This error is logged when an AMP attempts to insert a fallback row and the rowid is already in use.

Generated By

AMP Steps.

For Whom

DBA Site support representative

Notes

This may be the result of an operational error during recovery (Restore, Rollback or Rollforward) or the result of a software problem. Additional information is logged to identify the table and row in error. This often is accompanied by a ErrAMPDataCorr error being returned in response to a user request.

Remedy

If the table has been the target of improper recovery operations, restore the table or drop and recreate it. If the table has not been the target of improper recovery operations, contact your Support Representative.

2862

Message

Data inconsistency detected - Fallback row not found

Explanation

This error is logged when an AMP attempts to access a fallback row in order to update or delete it and the row is not found.

Generated By

AMP Steps.

For Whom

DBA Site support representative

Notes

This may be the result of an operational error during recovery (Restore, Rollback or Rollforward) or the result of a software problem. Additional information is logged to identify the table and row in error. This often is accompanied by a ErrAMPDataCorr error being returned in response to a user request.

Remedy

If the table has been the target of improper recovery operations, restore the table or drop and recreate it. If the table has not been the target of improper recovery operations, contact your Support Representative.

2863

Message

Data inconsistency detected - Data row not properly indexed

Explanation

This error is logged when an AMP attempts to update or delete a row and a secondary index or reference index entry for the row is not found.

Generated By

AMP Steps.

For Whom

DBA Site support representative

Notes

This may be the result of an operational error during recovery (Restore, Rollback or Rollforward) or the result of a software problem. Additional information is logged to identify the table, row and index in error. This often is accompanied by a ErrAMPDataCorr error being returned in response to a user request. If the error is reported against a non unique secondary index, the transaction rollback which may automatically be invoked as a result of the error may fix the indexing of the specific row. Other rows or other indexes for the same row may still be incorrect.

Remedy

If the table has been the target of improper recovery operations, restore the table or drop and recreate it. If the table has not been the target of improper recovery operations, contact your Support Representative.

2864

Message

Data inconsistency detected - Data row already indexed

Explanation

This error is logged when an AMP attempts to update or insert a row and a secondary index entry for the row already exists.

Generated By

AMP Steps.

For Whom

DBA Site support representative

Notes

This may be the result of an operational error during recovery (Restore, Rollback or Rollforward) or the result of a software problem. Additional information is logged to identify the table, row and index in error. This often is accompanied by a ErrAMPDataCorr error being returned in response to a user request. If the error is reported against a non unique secondary index, the transaction rollback which may automatically be invoked as a result of the error may fix the indexing of the specific row. Other rows or other indexes for the same row may still be incorrect.

Remedy

If the table has been the target of improper recovery operations, restore the table or drop and recreate it. If the table has not been the target of improper recovery operations, contact your Support Representative.

2865

Message

Data corruption detected in %DBID.%TVMID.

Explanation

The current request was aborted because the Teradata DBS detected internal inconsistencies in the table.

Generated By

AMP Software.

For Whom

End User.

Notes

This may be the result of an operational error during recovery (Restore, Rollback or Rollforward) or the result of a software problem. Often, another error (such as ErrAMPDupFBRIId, ErrAMPMissFBRow, ErrAMPRowNotIdx or ErrAMPRowIdx) is logged on the Teradata DBS console which contains more information about the nature of the data corruption.

Remedy

If the table has been the target of improper recovery operations, restore the table or drop and recreate it. If the table has not been the target of improper recovery operations, contact your Support Representative.

2866

Message

Table was Recovery Aborted; no data dumped.

Explanation

The table being dumped was Recovery Aborted. No data rows are being dumped, just the table header.

Generated By

Dump.

For Whom

End User.

Notes

When the table is restored from this dump, it will be empty.

Remedy

The data in the table is inconsistent and cannot be used in any manner. The table should be restored or dropped and recreated.

2867

Message

AMP nnnn failed to recover permanent journal %DBID.%TVMID.,=%s

Explanation

Down Amp recovery has failed to recover the indicated permanent journal table. The journal table on AMP nnnn has been invalidated.

Generated By

System Recovery

For Whom

End User.

Notes

None

Remedy

The data in the table is inconsistent and cannot be used in any manner. This is an internal error. Contact your Support Representative.

2868

Message

This permanent journal table is damaged; no data dumped.

Explanation

Data in this permanent journal table has been corrupted.

Generated By

Dump.

For Whom

User.

Notes

None

Remedy

The probable cause was a system failure during a table rebuild of the specified journal table. The rebuild operation must be completed before the journal is usable.

2869

Message

Requested lock cannot be granted.

Explanation

The required lock cannot be granted.

Generated By

USVLock.

For Whom

Site support representative.

Notes

None

Remedy

Contact your Support Representative.

2870

Message

Database lock on DBC.DBCInfoTbl prevented updates.

Explanation

A transaction read lock or higher was encountered on some AMP for DBC.DBCInfoTbl during system startup.

Generated By

SSSUINFO

For Whom

Operator.

Notes

None

Remedy

The lock, most likely a lock placed by recover, should eventually be released. The DBCInfoTbl table will not be updated until the next system restart.

2871

Message

Missing table header for DBC.DBCInfoTbl, updates bypassed.

Explanation

The table header for DBC.DBCInfoTbl is missing on some AMP.

Generated By

SSSUINFO

For Whom

Site support representative.

Notes

The receipt of this error indicates that the DBCInfoTbl table is corrupted.

Remedy

Contact your Support Representative.

2872

Message

Unexpected DBC.DBCInfoTbl format, updates bypassed.

Explanation

The DBC.DBCInfoTbl table does not have the expected format.

Generated By

SSSUINFO

For Whom

Site support representative.

Notes

The receipt of this error indicates that the DBCInfoTbl table is corrupted in some way.

Remedy

Contact your Support Representative.

2873

Message

Pending operation on DBC.DBCInfoTbl prevented updates.

Explanation

This table is in the process of being Fast Loaded Restored, or has been Recovery Aborted on some AMP.

Generated By

SSSUINFO

For Whom

Site support representative.

Notes

Since tables in the DBS database can not be the target of a Recovery Abort or a Fast Load operation, and proper user of Restore will not leave a table in DBS in the 'restoring' state, this error should never be encountered.

Remedy

Contact your Support Representative.

2874

Message

A read error occurred in a permanent journal table.

Explanation

A disk read error occurred in a permanent journal table. Refer to the accompanying 2538 error message for the permanent journal table id. The bad data block cannot be rebuilt automatically by the Teradata DBS. Manual intervention is required. This error is logged prior to a crash due to error ErrAMPPJReadErr.

Generated By

RbkCtrl.

For Whom

Operator. DBA. Site support representative.

Notes

None

Remedy

The permanent journal table must be rebuilt. If any user table which journals to this permanent journal table is not defined as dual image, then there will be loss of data in the permanent journal table during the table rebuild. Contact your Support Representative.

2875

Message

Task Lock cannot be granted - resource busy

Explanation

A Task Lock for a particular row hash or row hash range for a particular subtable is locked by another task and the requesting task does not want to wait for the resource.

Generated By

AwtTLGAI.

For Whom

Site support representative.

Notes

This is an internal condition that is handled internally. It should not cause a crash or be reported to a user.

Remedy

Contact your Support Representative.

2876

Message

AMP was not brought online. "

Explanation

An AMP could not be brought into deferred catchup so it was put into offline recovery instead. There are several reasons why the system choose to do this, the text which follows the message should describe the factors that governed this decision.

Generated By

RcvSLUCM.

For Whom

SE/FE.

Notes

This message is logged during a restart for each processor in offline recovery. This is to help the user understand why the AMP was not brought into the configuration. An AMP in offline

recovery is not part of the DBS configuration, ie. it is logically down. An AMP in deferred recovery is part of the DBS configuration. An AMP is placed into deferred catchup for any of the following reasons: 1) The AMP has not completed local transaction rollback. This means that the AMP has not rolled back/completed all work that was in progress when it went down. It must also complete any deferred recovery sessions contained on it at the time it went down. 2) The number of change row journal entries summed across all AMPs in the cluster exceed some threshold. This means that the number of rows requiring updating is too great. 3) At least one long running ordered systems change journal entry needs to be processed. Long running records include saving a dump, rebuilding a table or PJ, etc.. 4) A HUT lock may exist in the cluster. This means either that a HUT lock is currently held in the cluster and/or a ordered systems change journal set HUT lock record remains to be processed.

Remedy

Allow offline recovery to catch the AMP up to a point where the deferred catchup rules are met and then restart the system to place the AMP into deferred catchup. In the case of rule #4, you may need to release the HUT lock manually. The RCVMANAGER console startable utility can tell when the rules have been meet. The RESTART,COLDWAIT option can be used to guarantee that the AMP is brought online.

2877

Message

Table Rebuild procedures required to recover AMP.

Explanation

A disk read error was encountered while executing a recovery function. The bad data block cannot be rebuilt with the processor on-line. The AMP which detects the error will remain offline. This error is logged prior to a crash due to error ErrAMPRCErrSdown.

Generated By

RbkCtrl.

For Whom

Operator. DBA.

Notes

None

Remedy

Run Table Rebuild to recover the failing table and then restart the Teradata DBS.

2878

Message

Improper character set name %VSTR.

Explanation

This error occurs at the time when character sets are first installed as the DBS starts. The name coding convention has been improperly used.

Generated By

AMP.

For Whom

Operator. DBA.

Notes

None

Remedy

Correct the character set name in error to the proper convention. Reinstall the character set tables with the correct name. Restart the DBS software.

2879

Message

Cannot install Charset. DBS is not Kanji-enabled.

Explanation

The Hash Function value in the DBSControl Record does not allow installation of this character set. This applies to Kanji character sets when the Hash Function does not indicate Japanese Localization.

Generated By

AMP.

For Whom

Operator. DBA.

Notes

None

Remedy

Go through Sysinit procedure to change Hash Function value.

2880

Message

Reference index row indexes non existent data row.

Explanation

The Foreign Key value contained in the reference index row was found in the corresponding primary data subtable. However, the reference index row indicates that there should be N data rows with that Foreign Key value but we only found M data rows where $M < N$.

Generated By

CheckTable.

For Whom

Site support representative.

Notes

None

Remedy

Contact your Support Representative.

2881

Message

Foreign Key value is not found in any reference index row.

Explanation

The Foreign Key value in the primary data subtable was not found in the corresponding reference index subtable.

Generated By

CheckTable.

For Whom

Site support representative.

Notes

None

Remedy

Contact your Support Representative.

2882

Message

Data row is not indexed by reference index row.

Explanation

The Foreign Key value contained in the primary data subtable was found in the corresponding reference index subtable. However, the reference index row indicates that there should be N data rows with that Foreign Key value but we found M data rows where $N \neq M$.

Generated By

CheckTable.

For Whom

Site support representative.

Notes

None

Remedy

Contact your Support Representative.

2883

Message

Fallback reference index row is missing.

Explanation

The reference index subtable is fallback. However, there is a primary reference index row which has no corresponding fallback reference index row.

Generated By

CheckTable.

For Whom

Site support representative.

Notes

None

Remedy

Contact your Support Representative.

2884

Message

Primary reference index row is missing.

Explanation

The reference index subtable is fallback. However, there is a fallback reference index row which has no corresponding primary reference index row.

Generated By

CheckTable.

For Whom

Site support representative.

Notes

None

Remedy

Contact your Support Representative.

2885

Message

Reference index row hash code is incorrect.

Explanation

A primary (or fallback if an AMP is down) reference index row has incorrect hash code. The hash code is not corrected in the remainder of the checking process.

Generated By

CheckTable.

For Whom

Site support representative.

Notes

None

Remedy

Contact your Support Representative.

2886

Message

Reference index row has duplicate Foreign Key values.

Explanation

A primary (or fallback if an AMP is down) reference index row has the same Foreign Key value as another row in the same hash code. The row is not ignored in the remainder of the checking process.

Generated By

CheckTable.

For Whom

Site support representative.

Notes

None

Remedy

Contact your Support Representative.

2887

Message

Primary and fallback reference index rows do not match.

Explanation

A mismatch is detected when the primary copy of a reference index row is compared to its fallback copy byte by byte.

Generated By

CheckTable.

For Whom

Site support representative.

Notes

None

Remedy

Contact your Support Representative.

2888

Message

Invalid reference index row.

Explanation

The Foreign Key contained in the reference index row was not found in the referenced table (i.e. this particular Foreign Key value should have caused referential constraint violation).

Generated By

CheckTable.

For Whom

Site support representative.

Notes

None

Remedy

Contact your Support Representative.

2889

Message

Table header has incorrect parent count or child count.

Explanation

The parent(child) count in the table header does not agree with the number of reference index descriptors in the table header with ChildEntry field sets to false(true)).

Generated By

CheckTable.

For Whom

Site support representative.

Notes

None

Remedy

Contact your Support Representative.

2890

Message

Dictionary child count does not match header child count.

Explanation

This message is displayed if the child count field in the table header does not match the corresponding child count in the DBC.TVM record for the table.

Generated By

CheckTable

For Whom

Site support representative

Notes

None

Remedy

Contact your Support Representative.

2891

Message

%VSTR not found for %DBID.%TVMID.

Explanation

The Work Table or Error Table was likely dropped by a concurrently running job that was using an identically named table.

Generated By

Amp Software.

For Whom

User. Note: Like ErrAMPWTETMissing, the accompanying error message will indicate the MLOAD resource table that has been dropped. Unlike ErrAMPWTETMissing however, there is no restart involved, and it is not generated by STPEBE.

Notes

None

Remedy

To avoid this error, ensure that all MLOAD resource table names are unique across jobs that may be run concurrently. To recover from this error, drop the remaining MLOAD resource tables, perform the required Target Table recovery, then re-submit the job.

2892

Message

Null value eliminated in set function

Explanation

The user tried TO perform set FUNCTION on a column which has one OR more null values.

Generated By

AGR modules.

For Whom

END User.

Notes

None

Remedy

None.

2893

Message

Right truncation of string data.

Explanation

The user tried to assign a longer to a shorter string destination.

Generated By

EVLUTIL

For Whom

END User.

Notes

None

Remedy

None.

2894

Message

The cursor spool row specified is invalid.

Explanation

The spool row identifier sent by the application in the cursor parcel is invalid.

Generated By

AMP Steps.

For Whom

User.

Notes

None

Remedy

Resubmit the updatable cursor update or updatable cursor delete with the correct spool row identifier.

2895

Message

The current cursor row has already been deleted.

Explanation

The user has deleted the current cursor row and is trying to update/delete the same row again.

Generated By

SutSpCsr.

For Whom

User.

Notes

None

Remedy

None.

2897

Message

Table header row for %DBID.%TVMID is too long.

Explanation

The table being created or altered causes the table header row to exceed 64K row size limit. This can happen if the table has defined with 2048 columns and secondary indexes each consists of 64 columns and referential constraints each consists of 64 columns Foreign Key or table has more compress columns. If we get this error during the migration process, which indicates that the Table header row size is exceeding the 64K limit on target platform. This can happen while migrating the data from 32-bit platform to 64-bit platform.

Generated By

StpCIX, StpMTB, StpCRI.

For Whom

End User.

Notes

None

Remedy

Contact your Support Representative.

2898

Message

Fallback reference index row is in the wrong subtable.

Explanation

Incorrectly distributed reference index rows are detected as the reference index subtables are traversed. The row is discarded from the remainder of the checking process.

Generated By

CheckTable.

For Whom

Site support representative.

Notes

None

Remedy

Contact your Support Representative.

2899

Message

Reference index row contains non existent Foreign Key value.

Explanation

The Foreign Key value contained in the reference index row was not found in the corresponding primary data subtable.

Generated By

CheckTable.

For Whom

Site support representative.

Notes

None

Remedy

Contact your Support Representative.

2900

Message

An informative event was logged.

Explanation

The specific information is encoded within the event message (for example, "Configuration is operational").

Generated By

DBS Startup.

For Whom

Operator.

Notes

None

Remedy

This message is for information only.

2901

Message

Cannot install CharSet: Invalid ID

Explanation

The CharSet is one of the special character sets defined in the system table DBC.Translation. This error means that an attempt was made to install a CharSet with an invalid ID value.

Generated By

SSSMMain (System startup)

For Whom

DBA Site support representative

Notes

When this error occurs during normal system startup, the error message logged on the console will identify both the name of the CharSet and the offending ID.

Remedy

Update DBC.Translation to use only valid ID's. A valid ID is between EvlUserMinChar and EvlUserMaxChar, or between decimal values 65 and 126.

2902

Message

Cannot install CharSet: Non-unique ID

Explanation

The CharSet is one of the special character sets defined in the system table DBC.Translation. This error means that an attempt was made to install two or more CharSets with the same ID value.

Generated By

SSSMMain (System startup)

For Whom

DBA Site support representative

Notes

When this error occurs during normal system startup, the error message logged on the console will identify both the name of the CharSet and the offending ID.

Remedy

Update DBC.Translation so all installed ID's are unique.

2903

Message

Cannot install CharSet: Exceeded max

Explanation

The CharSet is one of the special character sets defined in the system table DBC.Translation. This error means that an attempt was made to install more CharSets than the maximum number allowed by the system.

Generated By

SSSMain (System startup)

For Whom

DBA Site support representative

Notes

When this error occurs during normal system startup, the error message logged on the console will identify both the name of the CharSet and the maximum number.

Remedy

Update DBC.Translation so that the number of installed CharSets does not exceed the maximum given by constant SysMaxUserTranslations (initially 6).

2904

Message

NVRAM is disabled in the system. on .

Explanation

NVRAM is equipped but disabled on all AMPs in the configuration.

Generated By

SSSMain or SSSSPF.

For Whom

DBA Site support representative.

Notes

This is a warning more than an error. It should not cause a crash, but should be reported to a user.

Remedy

Enable NVRAM on all AMPs.

2905

Message

Status of NVRAM differs among AMPs.

Explanation

Not all AMPs have the same NVRAM status, or a late joining AMP's NVRAM status differs from the rest of the system.

Generated By

SSSMain or SSSSPF.

For Whom

DBA Site support representative

Notes

This is a warning rather than an error. It does not cause a crash, but should be reported to a user.

Remedy

Make NVRAM status consistent across AMPs.

2906

Message

Multiple restores had mismatching RESTORE FALLBACK options.

Explanation

During a sequence of all-AMP restores of a fallback table, some restores used the RESTORE FALLBACK option while the current one did not, or vice-versa.

Generated By

Host Utilities.

For Whom

End User.

Notes

None

Remedy

All restores of the same tables must use the RESTORE FALLBACK option, or all must not use this option. If the preceding restores did use the option, then correct the current one by using the RESTORE FALLBACK option. If the preceding did not use the RESTORE FALLBACK option, then remove it from the current restore.

2907

Message

The recovery configuration has changed.

Explanation

During a restore, rollforward or rollback operation using the primary data option upon a fallback table, or during a build operation upon a fallback table, the DBC configuration which existed during the initial cluster restore of the of the fallback table has changed.

Generated By

Host Utilities.

For Whom

End User.

Notes

None

Remedy

If an AMP was brought back online, then take the AMP offline again. If this is not reasonable, the repeat the restore of the AMP's cluster for the fallback table. If an AMP was taken offline, then the restore of the AMP's cluster must be repeated for the fallback table. If the error occurred during an all-AMPs restore operation of a cluster dump then the entire restore process must be repeated.

2908

Message

Specified Cluster does not exist.

Explanation

A cluster number specified by the user in a cluster-level host utility operation does not correspond to that of a currently configured cluster.

Generated By

Host Utilities.

For Whom

End User.

Notes

None

Remedy

Resubmit the request with the correct cluster number.

2909

Message

The restored journal already exists on the specified AMP

Explanation

The restored permanent journal already exists upon one or more AMPs referenced in a specific- AMP Host Utilities permanent journal restore.

Generated By

HutRDB

For Whom

User.

Notes

None

Remedy

The restored journal must be deleted to perform the requested restore operation. This may be achieved by using the Delete Restored Journal Host Utilities statement.

2910

Message

The journal to restore does not match the one for

Explanation

A database references a different permanent journal table than the one being restored.

Generated By

HutInr

For Whom

User.

Notes

None

Remedy

If the journal being restored is the one that is wanted, drop the journaling in the database. Otherwise, the restore must be done from a different archive data set.

2911

Message

A specific-AMP restore specified more than the maximum sessions.

Explanation

A specific-AMP restore may specify no more than sixteen sessions per AMP. This value was exceeded.

Generated By

HutSTbl

For Whom

User.

Notes

None

Remedy

Correct the number of sessions in the SESSIONS= parameter of the Host Utility program. This number should be an even multiple of the AMPs involved in the restore process.

2912

Message

Permanent Journaling is inconsistent for a table being restored.

Explanation

Restore found a table that references a permanent journal which no longer exists.

Generated By

HutRecvy

For Whom

User.

Notes

When restoring a data table, a dictionary row for the data table contained a reference to a non-existent permanent journal.

Remedy

The only way to restore the table is to restore the journal first. Since the journal does not exist, the journal restore must be preceded by a restore of database DBC.

2913

Message

A specific-AMP recovery was executed out of order.

Explanation

A specific-AMP rollback or rollforward was attempted on a nonfallback table with unique secondary indexes.

Generated By

HutRecvy

For Whom

User.

Notes

A specific-AMP rollback or rollforward of nonfallback tables with unique secondary indexes should never happen. If a rollforward then it should have been preceded by either a restore (if recovering from a hardware failure) or by an all-AMPs rollforward if recovering from some

other error. Either of these actions would invalidate any unique secondary indexes on the table. If a specific-AMPs rollback is being attempted then it should have been preceded by an all-AMPs rollback.

Remedy

Resubmit the Utility actions in the sequence described above. Note that dropping the index will cause the structure version of the table to be changed. A rollforward or rollback is not allowed across a structure change.

2914

Message

A TIP/Task Matchup failure has occurred.

Explanation

A terminating task's transaction table has an erroneous task list.

Generated By

AwtTIPSt/AwtInfi

For Whom

Site support representative.

Notes

This error indicates that AMP software has detected an internal inconsistency of some sort. Determination of the cause of the error requires analysis by your Support Representative.

Remedy

Contact your Support Representative.

2915

Message

The journal for the updated table does not exist

Explanation

An update operation was specified against a data table which references a permanent journal table that does not exist.

Generated By

AtcLgIni.

For Whom

User.

Notes

None

Remedy

The Database containing the journal table was probably restored, but the journal itself was not.

2916

Message

Restore of a permanent journal was not complete.

Explanation

The journal table specified to be used in a rollback or rollforward had not been completely restored.

Generated By

HutRecvy.

For Whom

User.

Notes

The database containing the journal table was probably restored, but the journal itself was not, or a table header is missing for the journal on some AMP.

Remedy

If the problem is due to restore then complete the restore of the journal table. If it is due to a missing table header then the journal table must be rebuilt using table rebuild.

2917

Message

Permanent Journal %DBID.%TVMID has a bad header.

Explanation

The specified table is supposed to be a journal table yet there is no field 4 in the tables header.

Generated By

HutRecvy.

For Whom

Site support representative.

Notes

None

Remedy

This is an internal error caused by software.

2918

Message

Permanent Journal is invalid

Explanation

A request which caused a permanent journal image to be created or read did so upon a permanent journal table which has been corrupted.

Generated By

AtcglIni, AtcBITbl, StpVJT.

For Whom

User.

Notes

None

Remedy

The probable cause was a system failure during a table rebuild of the specified journal table. The rebuild operation must be completed before the journal is usable.

2919

Message

Requested table is not a journal table.

Explanation

An operation that requires a permanent journal table was given a non journal table id.

Generated By

JnlDIRst.

For Whom

Site support representative.

Notes

None

Remedy

This is an internal error. This should NOT happen. The only known use of this currently is a Delete Restored Journal operation.

2920

Message

Delete journal and AMP down without dual.

Explanation

A Delete Permanent Journal operation on a saved subtable was issued upon a journal while an AMP was down and the journal has one or more no fallback data tables utilizing it without the dual option.

Generated By

StpDJT.

For Whom

End User.

Notes

None

Remedy

The operation may only be performed while all AMPs are available under these circumstances.

2921

Message

No saved subtable for journal %DBID.%TVMID.

Explanation

A Delete Permanent Journal operation on the saved subtable was issued upon a journal which currently does not have a saved subtable.

Generated By

StpDJT.

For Whom

End User.

Notes

None

Remedy

To perform this operation requires a preceding Checkpoint with the Save option.

2922

Message

AMP does not have a restored journal table.

Explanation

An AMP has returned to service between the time a journal table was restored and a rollback or rollforward was started. The AMP does not have the restored journal.

Generated By

HutRecvy.

For Whom

End User.

Notes

None

Remedy

Do a specific AMP restore of the journal table and then resubmit the rollback or rollforward request.

2923

Message

Missing checkpoint begin row.

Explanation

A checkpoint end row was found in a permanent journal which was not preceded by an associated checkpoint begin.

Generated By

JnlLogRd.

For Whom

Site support representative.

Notes

None

Remedy

This indicates a corrupted permanent journal during down AMP recovery or journal rebuild. This error should not occur following the integration/test phase of permanent journaling. Delete and/or restore the offending permanent journal.

2924

Message

Checkpoint end row missing.

Explanation

A checkpoint begin row was found in the current permanent journal and physical end of file was reached without finding an associated checkpoint end row.

Generated By

JnlLogRd.

For Whom

Site support representative.

Notes

None

Remedy

Delete and/or restore the permanent journal.

2925

Message

Permanent journal modified during read.

Explanation

During the rebuild or down AMP recovery of a permanent journal, the journal has been changed. Since the journal should be locked out from any changes, this error should not occur after the permanent journaling integration/testing phase.

Generated By

JnlLogRd.

For Whom

Operator/FE.

Notes

None

Remedy

Restart the rebuild/recovery operation, making sure no other task will be modifying the journal.
Contact the NSC.

2926

Message

No more room in journal table for %DBID.%TVMID.

Explanation

This error occurs only when an update to a data table causes the indicated permanent journal table to exceed its allocated space.

Generated By

AMP Step Processing Software.

For Whom

End User.

Notes

None

Remedy

Dump the permanent journal table and delete the saved subtable, or increase the space allocated to the database.

2927

Message

The permanent journal cache buffer is out of space

Explanation

A request to initialize the journal cache control entry was submitted but space could not be found in the cache control buffer.

Generated By

Permanent Journal Procedure JnlBufln.

For Whom

Customer Engineer.

Notes

None

Remedy

This is an internal error. Contact your Support Representative.

2928

Message

The backup processor for a permanent journal is down

Explanation

A request to initialize journaling was issued for a dual journal requiring a backup processor that was not available.

Generated By

Permanent Journal Procedure JnlBufln.

For Whom

User.

Notes

None

Remedy

The requested operation may proceed once the backup processor is restored to online activity.

2929

Message

The journal to suspend is active

Explanation

A request to suspend permanent journaling, probably during journal table rebuild, was requested while the journal was active.

Generated By

Journal Control Cache Management. (AtcSusp)

For Whom

Customer Engineer.

Notes

None

Remedy

This is an internal error. Contact your Support Representative.

2930

Message

Last session request caused the DBS to crash.

Explanation

The last request submitted by the session encountered an error which caused the Teradata DBS to crash. Resubmitting the request will probably cause another system crash.

Generated By

System Recovery.

For Whom

User.

Notes

None

Remedy

The crash is caused by a Teradata DBS error. Contact your Support Representative.

2931

Message

Table has failed the structure check.

Explanation

The table has failed a check of its header and row structures.

Generated By

UtaCtSvc.

For Whom

Customer Engineer.

Notes

None

Remedy

This is an internal error. Contact your Support Representative.

2932

Message

No database defined with the name input.

Explanation

The database referenced by a utility function does not exist.

Generated By

UtaDBID.

For Whom

Customer Engineer.

Notes

None

Remedy

This is an internal error, and should be converted to a text string by the output. Contact your Support Representative.

2933

Message

No table defined for input table name.

Explanation

The table referenced by a utility function does not exist.

Generated By

UtaTID.

For Whom

Customer Engineer.

Notes

None

Remedy

This is an internal error, and should be converted to a text string by the output. Contact your Support Representative.

2934

Message

Input is in new row format -- expected old format.

Explanation

The row input to an express request was in Release 2.0 format. The procedure expected the format to be in pre-Release 2.0 format.

Generated By

Several.

For Whom

Customer Engineer.

Notes

None

Remedy

This is an internal error. Contact your Support Representative.

2935

Message

Table header format is invalid

Explanation

An attempt to locate information in a table header was not successful.

Generated By

Several.

For Whom

Customer Engineer.

Notes

None

Remedy

Contact your Support Representative.

2936

Message

No row was found for Bulk Load delete/update.

Explanation

A Bulk Load request to update or delete a row found no row with the specified prime key.

Generated By

StpDel or StpUpd.

For Whom

End User.

Notes

None

Remedy

None.

2937

Message

A control AMP has not been selected.

Explanation

A control AMP has not been selected by the root booter after a timeout period by the software.

Generated By

BootCFG or SSSSPF.

For Whom

End User.

Notes

For some reason, no AMP is selecting itself as the control AMP for startup. The most likely reasons are: (a) all processors have a single Ynet, and the "One Ynet OK" flag must be set in the version record for an AMP to select itself, (b) the configuration maps are not correct, in that they define all processors as new or as down during the last execution, (c) some processor has a configuration map that has a much higher version number than the others, and this processor is not selectable as the control AMP.

Remedy

None.

2938

Message

Request was aborted by the user.

Explanation

The prime key request was aborted asynchronously by the user.

Generated By

StpPKA and AwtAEGet.

For Whom

End User.

Notes

None

Remedy

No action required.

2939

Message

Maximum number of worker tasks exceeded.

Explanation

The number of AMP worker tasks requested by TOS flow control, as specified by FlwTypes TOSTypes, exceeds the number specified by the constant AwtMaxWrkTsts in AwtTypes AMPTypes.

Generated By

ActMain.

For Whom

Site support representative.

Notes

None

Remedy

Update the source files so that the number of tasks requested by flow control is fewer than or equal to the number specified for the AMP.

2940

Message

Invalid option on a case statement.

Explanation

A value has been received for a case statement that is not a legal value.

Generated By

AwtTipUp.

For Whom

Site support representative.

Notes

This is caused by a bad argument to the AwtTipUp procedure.

Remedy

Contact your Support Representative.

2941

Message

There is an AMP down prior to a table rebuild.

Explanation

An irrecoverable I/O error has occurred on a user data table. Because an AMP in the cluster is unavailable, the table cannot be rebuilt to recover the lost data.

Generated By

RBKMain, RBKRcvy.

For Whom

End User.

Notes

None

Remedy

Run table rebuild after the AMP has been brought back on-line.

2942

Message

Table does not have the fallback option.

Explanation

An irrecoverable I/O error has occurred on a user data table. Because the table does not have fallback, the data cannot be recovered.

Generated By

RBKMain, RBKRcvy.

For Whom

End User.

Notes

None

Remedy

The table can be recovered by restoring if the dump of the table exists, or by re-entering the data.

2943

Message

The lock blockers segment is full.

Explanation

This is an internal warning message that is issued from one of the Lock Manager routine that was implemented for the PM&PC and the LokDisp routine. This error means that the lock blocker segment that was built contains only partial blocked and blocking information.

Generated By

LokQBlks routine.

For Whom

Internal User.

Notes

None

Remedy

Nothing the user can do.

2947

Message

Invalid control AMP selected.

Explanation

The AMP selected as control AMP does not qualify as the control processor because: (a) it was not on-line during the preceding system execution, (b) it does not have the same version of software as most of the processors, or (c) the configuration map on the processor has a lower version number than some other processor. These conditions can only be detected after a processor has selected itself as the control processor and received messages from all other processors. The processor sets a flag not to vie for control status and resets the system.

Generated By

BootCfg.

For Whom

End User.

Notes

None

Remedy

The software will correct itself.

2948

Message

Index used for retrieval is not unique.

Explanation

The secondary index defined for retrieval is not a unique index.

Generated By

ExpRSI.

For Whom

Site support representative.

Notes

This is an internal error. The calling routine has specified an invalid index.

Remedy

Contact your Support Representative.

2949

Message

Invalid index definition.

Explanation

The fields provided are not a unique secondary index for the table defined in the "EXPRSI" express request.

Generated By

ExpRSI.

For Whom

Site support representative.

Notes

This is an internal error. The calling routine has specified an invalid index.

Remedy

Contact your Support Representative.

2950

Message

Rebuilt table is dropped.

Explanation

This is an internal status error created when applying rowrange lock to rebuild table. The table is dropped by on-line transaction.

Generated By

RbdGetD

For Whom

End User

Notes

None

Remedy

The table will not be rebuilt.

2951

Message

Rebuilt table has a DDL change.

Explanation

This is an internal status error created when applying rowrange lock to rebuild table. The table is DDL changed by on-line transaction.

Generated By

RbdGetD

For Whom

End User

Notes

None

Remedy

The table will be rebuilt again.

2952

Message

Rebuilt table is used by other utilities.

Explanation

This is an internal status error created when applying rowrange lock to rebuild table. The table is used by other utilities such as FastLoad, Multi-Load, Restore, Recovery, etc.

Generated By

RbdGetD

For Whom

End User

Notes

None

Remedy

Rebuild will handle the table according to who is using it.

2953

Message

The transaction has been aborted.

Explanation

The transaction has been aborted due to error condition or by an user. This error is internal information only. At this point, it will not be passed back to the end user.

Generated By

AMP Software (AwtAwtIA).

For Whom

AMP Worker Task.

Notes

None

Remedy

N/A

2954

Message

Invalid record type on transient journal.

Explanation

An invalid journal kind was specified or found on a journal. The AMP which detects the error will remain offline.

Generated By

AwtRcv.

For Whom

Site support representative.

Notes

This is an internal error. Transaction recovery detected an inconsistency in the transient journal, and recovery will continue to abort. To restart the system, shut down the offending processor and rebuild its disk off-line.

Remedy

Contact your Support Representative.

2955

Message

Invalid before image on transient journal.

Explanation

The row that a before journal has written does not exist in the database. The AMP which detects the error will remain offline.

Generated By

AwtRcv.

For Whom

Site support representative.

Notes

This is an internal error. Transaction recovery detected an inconsistency on the transient journal. Rebuild the offending processor's disk.

Remedy

Contact your Support Representative.

2956

Message

Secondary index does not contain data rowid.

Explanation

The rowid for a data row could not be found in the corresponding secondary index row.

Generated By

SutSI.

For Whom

Site support representative.

Notes

This is an internal error. The secondary index rows are inconsistent. Table rebuild can be used to rebuild the index subtables.

Remedy

Contact your Support Representative.

2957

Message

Invalid abort step sent by dispatcher.

Explanation

An invalid AAB step was sent to an AMP. Either the specified transaction id or the statement number was not found.

Generated By

StpAAB.

For Whom

Site support representative.

Notes

This is an internal error. The dispatcher has sent an invalid abort request to the AMPs. The condition should not reoccur on startup.

Remedy

Contact your Support Representative.

2958

Message

Processor is looping in TOS initialization.

Explanation

A processor is hung in TOS (the startup task was not started or the global TN2 was not set busy).

Generated By

SSSMMain.

For Whom

End User. Site support representative.

Notes

This is normally caused by a processor being halted during the startup sequence by the debugger, by an invalid version record, or by malfunctioning hardware.

Remedy

If none of these is the cause, leave the processor off-line and start up the remainder of the system.

2959

Message

Cannot install CharSet: With International Hash Function

Explanation

The CharSet is one of the special MBCS character sets defined in the system table DBC.Translation. This error means that an attempt was made to install a CharSet on a DBC with the International Hash Function.

Generated By

SSSMMain (System startup)

For Whom

DBA Site support representative

Notes

When this error occurs during normal system startup, the error message logged on the console will identify the name of the CharSet.

Remedy

Remove the International Hash Function from the DBC.

2960

Message

Invalid sequence of startup messages.

Explanation

There is an error in the sequence of startup messages received by a processor.

Generated By

SSSMMain.

For Whom

Site support representative.

Notes

This is an internal error that should never occur.

Remedy

Contact your Support Representative.

2961

Message

Processor must remain off-line.

Explanation

The processor must remain off-line and not participate in the configuration.

Generated By

SSSMain.

For Whom

Internal.

Notes

This is an internal error to inform other software procedures that the processor is in an off-line state.

Remedy

None needed.

2962

Message

Configuration is not operational. on .

Explanation

The current configuration is not operational because a cluster has more than one AMP unavailable.

Generated By

SSSMain.

For Whom

Internal.

Notes

This is an internal error to inform other software procedures that the processor is in an off-line state.

Remedy

None needed.

2963

Message

Processor has changed types.

Explanation

A processor already in the configuration has changed its type (from PE to AMP, or vice versa).

Generated By

SSSMain.

For Whom

End User. Site support representative.

Notes

Either the Configuration utility was given wrong information regarding the type of processor in that processor slot, or the correct board type has been removed and a different type of board has been inserted into that slot.

Remedy

Change the board in the processor slot. Then, if necessary, correctly define the board type for this slot using the Configuration and Reconfiguration utilities.

2964

Message

Duplicate processor cabinet ids.

Explanation

There are duplicate processor ids in the configuration.

Generated By

SSSMain.

For Whom

End User. Site support representative.

Notes

Two processor cabinets have the same setting in their cabinet identifiers.

Remedy

Change the identifier on one cabinet.

2966

Message

Invalid configuration map version.

Explanation

The two version numbers in the configuration map are not equal.

Generated By

SSSConfig.

For Whom

Site support representative.

Notes

The configuration map has somehow been overwritten.

Remedy

Restore the configuration map from a backup copy in /var/ns/bkup.

2967

Message

Invalid configuration map.

Explanation

The configuration map returned from one or more nodes during startup is not valid.

Generated By

SSSMain

For Whom

Site support representative.

Notes

The configuration map has either an invalid version, length, etc..

Remedy

None. DBS startup will select the best config map available.

2968

Message

Release call issued for blocked transaction.

Explanation

A lock release call was issued for a task that was blocked waiting for a lock.

Generated By

LokRelse.

For Whom

Site support representative.

Notes

None

Remedy

Contact your Support Representative.

2969

Message

Lock call parameter error.

Explanation

The lock manager has detected an internal error caused either by an invalid procedure parameter or by inconsistent lock table data structures.

Generated By

LokMangr.

For Whom

Site support representative.

Notes

The lock manager also uses this code internally as a return value for certain procedure calls to indicate an unexpected, but not necessarily fatal result.

Remedy

Contact your Support Representative.

2970

Message

Fatal error in lock procedures.

Explanation

The lock manager has detected a fatal internal error, typically representing a failed sanity check on lock table data structures.

Generated By

LokMangr.

For Whom

Site support representative.

Notes

None

Remedy

Contact your Support Representative.

2971

Message

The AMP Lock table has overflowed.

Explanation

The lock table segment has overflowed.

Generated By

LokMangr.

For Whom

End User.

Notes

None

Remedy

Wait until some transactions are finished, then resubmit the request.

2972

Message

No table header exists for table.

Explanation

A table header does not exist for the table to be accessed.

Generated By

ExpBai, Explnr, hutgdt.

For Whom

Site support representative.

Notes

This is either an internal error in the software or an error in the disk structure. At multiple hash map environment, when the ARC DUMP job encounters an object which does not belong to an all amp contiguous map, this error will be returned.

Remedy

If saving crashdumps, check if table exists in the crashdumps database. For other cases, if the table header subtable does not exist on the disk, then use the table rebuild utility to rebuild it.

2973

Message

Invalid processor identifier.

Explanation

An invalid processor id was received in a backup message.

Generated By

ExpBai.

For Whom

Site support representative.

Notes

None

Remedy

Contact your Support Representative.

2974

Message

Invalid backup message received.

Explanation

An invalid backup message was received by the AMP task.

Generated By

ExpBai.

For Whom

Site support representative.

Notes

None

Remedy

Contact your Support Representative.

2975

Message

Message with invalid class has been received.

Explanation

An invalid message class was received by the AMP task.

Generated By

AwtMain.

For Whom

Site support representative.

Notes

None

Remedy

Contact your Support Representative.

2976

Message

Message with invalid kind has been received.

Explanation

An invalid message kind was received by the AMP task.

Generated By

AwtExpHd, AwtStpHd, AwtS2sHd, AwtRcv.Hd, AwtRcoHd, AwtHutHd, AwtU2uHd, AwtAcmHd.

For Whom

Site support representative.

Notes

None

Remedy

Contact your Support Representative.

2978

Message

Table to be created already exists.

Explanation

The table to be created already exists.

Generated By

ExpCTH.

For Whom

Site support representative.

Notes

None

Remedy

Contact your Support Representative.

2979

Message

Prime AMP is down and table is nonfallback.

Explanation

The prime AMP for the table hash code is down, and there is no fallback copy of the table.

Generated By

ExpAcf, ExpDId, Explnr, ExpRar, ExpR2r, ExpRsi ExpUpr.

For Whom

Site support representative.

Notes

This is an internal error. All tables accessed through the express procedures should have fallback.

Remedy

Contact your Support Representative.

2980

Message

Duplicate prime key.

Explanation

When an insert was attempted using a unique prime key, a row with the key value specified was found already to exist.

Generated By

Explnr.

For Whom

Site support representative.

Notes

This is an internal error that should be handled by other procedures. It should not cause a crash or be reported to a user.

Remedy

Contact your Support Representative.

2981

Message

Invalid unique primary index.

Explanation

When a select was attempted using a key, no row was found that contained the key value.

Generated By

ExpRer.

For Whom

Site support representative.

Notes

This is an internal error that should be handled by other procedures. It should not cause a crash or be reported to a user.

Remedy

Contact your Support Representative.

2982

Message

No current row defined.

Explanation

In an express request to select the next row, no current row was defined.

Generated By

ExpRar.

For Whom

Site support representative.

Notes

This is an internal error that should be handled by other procedures. It should not cause a crash or be reported to a user.

Remedy

Contact your Support Representative.

2983

Message

Invalid current row.

Explanation

In an express request to select the next row, the row that is defined as current does not exist.

Generated By

ExpRar.

For Whom

Site support representative.

Notes

This is an internal error that should be handled by other procedures. It should not cause a crash or be reported to a user.

Remedy

Contact your Support Representative.

2984

Message

Invalid row in express update request.

Explanation

In an express request to update a row, the row to be updated does not exist.

Generated By

ExpUpr.

For Whom

Site support representative.

Notes

This is an internal error that should be handled by other procedures. It should not cause a crash or be reported to a user.

Remedy

Contact your Support Representative.

2985

Message

No unique prime key for express request.

Explanation

In an express request to add a constant to a field of a table, the table is not defined with a unique primary index.

Generated By

ExpAcf.

For Whom

Site support representative.

Notes

This is an internal error that should be handled by other procedures. It should not cause a crash or be reported to a user.

Remedy

Contact your Support Representative.

2986

Message

Invalid field type for express request.

Explanation

The field identified in an express request to add a constant to a field of a row has an invalid field format.

Generated By

ExpAcf.

For Whom

Site support representative.

Notes

This is an internal error that should be handled by other procedures. It should not cause a crash or be reported to a user.

Remedy

Contact your Support Representative.

2987

Message

Invalid lock types in express request.

Explanation

An invalid lock type is present in the request.

Generated By

ExpLok.

For Whom

Site support representative.

Notes

This is an internal error that should be handled by other procedures. It should not cause a crash or be reported to a user.

Remedy

Contact your Support Representative.

2988

Message

Invalid format for express request.

Explanation

An express request requires a row definition, and neither a row identifier nor a prime key is present.

Generated By

ExpAcf, ExpDId, ExpRer.

For Whom

Site support representative.

Notes

This is an internal error that should be handled by other procedures. It should not cause a crash or be reported to a user.

Remedy

Contact your Support Representative.

2989

Message

Table id is not present in express request.

Explanation

A required table id is not present in an express request.

Generated By

ExpCth, ExpDId, ExpFth, Explnr, ExpRar, ExpRer, ExpRsi, ExpUpr.

For Whom

Site support representative.

Notes

This is an internal error that should be handled by other procedures. It should not cause a crash or be reported to a user.

Remedy

Contact your Support Representative.

2990

Message

Table id in express request does not exist.

Explanation

The table id in an express request is invalid.

Generated By

ExpCth, ExpDId, ExpFth, Explnr, ExpRar, ExpRer, ExpRsi, ExpUpr.

For Whom

Site support representative.

Notes

This is an internal error that should be handled by other procedures. It should not cause a crash or be reported to a user.

Remedy

Contact your Support Representative.

2991

Message

Express request does not contain database id.

Explanation

A required database id is not present in an express request.

Generated By

ExpCth, ExpLok.

For Whom

Site support representative.

Notes

This is an internal error that should be handled by other procedures. It should not cause a crash or be reported to a user.

Remedy

Contact your Support Representative.

2992

Message

Invalid database id.

Explanation

A database id in a step or express request does not correspond to a valid database, usually as determined from the contents of the space accounting table DBC.DataBaseSpace.

Generated By

AMP space accounting logic. Table rebuild utility. MLoad error table processing.

For Whom

Site support representative.

Notes

This error may also be generated by other sanity checks in AMP software when a database id fails to match an expected value. For example, MLoad uses it in this way.

Remedy

Contact your Support Representative.

2993

Message

Primary reference index row is on the wrong AMP.

Explanation

Incorrectly distributed reference index rows are detected as the reference index subtables are traversed. The row is discarded from the remainder of the checking process.

Generated By

CheckTable.

For Whom

Site support representative.

Notes

None

Remedy

Contact your Support Representative.

2994

Message

Prime key field not present in row.

Explanation

A prime key field does not exist in the row that was input to the CalcHash procedure. The hash value is still calculated without a value for one or more prime key fields.

Generated By

FMPProcs.

For Whom

Site support representative.

Notes

This is an internal error that should be handled by other procedures. It should not cause a crash or be reported to a user.

Remedy

Contact your Support Representative.

2995

Message

Duplicate field in into specification.

Explanation

A duplicate field id to be packed into a row by the FMPPkFld procedure is not packed. However, all other fields are packed.

Generated By

FMPProcs.

For Whom

Site support representative.

Notes

This is an internal error that should be handled by other procedures. It should not cause a crash or be reported to a user.

Remedy

Contact your Support Representative.

2996

Message

Array specification is too small.

Explanation

The field specification array does not contain enough space for the number of fields in the row. The positions available are used up.

Generated By

FMPProcs.

For Whom

Site support representative.

Notes

This is an internal error that should be handled by other procedures. It should not cause a crash or be reported to a user.

Remedy

Contact your Support Representative.

2997

Message

Requested field does not exist in row.

Explanation

A field with a nonzero size that was to be unpacked by the FMPUFld procedure was not unpacked, although the field does exist, and all other fields were unpacked.

Generated By

FMPProcs.

For Whom

Site support representative.

Notes

This is an internal error that should be handled by other procedures. It should not cause a crash or be reported to a user.

Remedy

Contact your Support Representative.

2998

Message

Requested field not found in row.

Explanation

The field identified in the request could not be found in the specified row.

Generated By

FMPProcs.

For Whom

Site support representative.

Notes

This is an internal error that should be handled by other procedures. It should not cause a crash or be reported to a user.

Remedy

Contact your Support Representative.

2999

Message

EOF when searching row for field.

Explanation

An entire row was searched without finding the requested field.

Generated By

FMPProcs.

For Whom

Site support representative.

Notes

This is an internal error that should be handled by other procedures. It should not cause a crash or be reported to a user.

Remedy

Contact your Support Representative.

3000

Message

Session is not logged on.

Explanation

This error code is used to communicate information to TDP. If a logoff or a run request is received for a session that is not logged on, a TDP consistency error has probably occurred. When a status request is received, TDP uses this error code to determine the status of a logon that was taking place during a system failure.

Generated By

SesLogof, SesRun, SesTsk.

For Whom

Support Representative.

Notes

This error can be returned to a CLI/SVC user.

Remedy

Save the test case and contact your Support Representative.

3001

Message

Session is already logged on.

Explanation

This error occurs if TDP tries to log on two sessions with the same session number.

Generated By

SesLogon.

For Whom

Support Representative.

Notes

This error code indicates a logic error in the host TDP software, and can be returned to a CLI/SVC user.

Remedy

Save the test case and contact your Support Representative.

3002

Message

Invalid logon account.

Explanation

The user tried to log on with an invalid account. (To log on, a user must provide an account that was defined for the user in either a CREATE USER or MODIFY USER statement.)

Generated By

SesLogon.

For Whom

End User.

Notes

This error can be returned to a CLI/SVC user, and constitutes a security violation.

Remedy

Verify that the account used is valid and try again. If you have forgotten your account, check with the System Administrator or DBA.

3003

Message

Invalid password.

Explanation

The user tried to log on with an invalid password. (To log on, a user must provide a password that was defined for the user in either a CREATE USER or MODIFY USER statement.)

Generated By

SesLogon.

For Whom

End User.

Notes

This error can be returned to a CLI/SVC user, and constitutes a security violation.

Remedy

Verify that the password used is valid and try again. If you have forgotten your password, check with the System Administrator or DBA.

3004

Message

User identification is not authorized.

Explanation

Logon user id is invalid. (To log on, a user must provide a userid that was defined in either a CREATE USER or MODIFY USER statement.) If this is a logon attempt to the Resolver Base Module partition, the error indicates that the user does not have the EXECUTE privilege on the macro DBC.TwoPCRule.

Generated By

SesLogon.

For Whom

End User.

Notes

This error can be returned to a CLI/SVC user, and constitutes a security violation.

Remedy

Verify that the user id is valid and try again. If you have forgotten your userid, check with the System Administrator or DBA. In the case of a failed RBM logon, check with the System Administrator or DBA for the privilege to log onto an RBM session.

3005

Message

Host session number must be ≥ 1000 .

Explanation

A valid session number assigned by TDP must be ≥ 1000 .

Generated By

SesLogon.

For Whom

Support Representative.

Notes

This code indicates a logic error in the host TDP software, and can be returned to a CLI/SVC user.

Remedy

Save the test case and notify the Teradata Support Center.

3006

Message

Logons are disabled.

Explanation

Logons must be enabled when a user attempts to log on to the Teradata system. At the moment, logons are disabled. Logons can be disabled because (a) a DISABLE LOGON command has been executed, or (b) a logon has been attempted before the Teradata system has been fully initialized (that is, before the table initializer has finished running).

Generated By

SesLogon.

For Whom

End User.

Notes

None

Remedy

Use the console command `ENABLE LOGON` or `DBCENABLE LOGON` to enable logons to the Teradata system, and make sure the Teradata is properly initialized.

3007

Message

Maximum number of sessions already on this PE.

Explanation

Each PE has a maximum number of sessions that can be logged on at one time. The PE that the user is trying to log on to already has the maximum number of sessions logged on.

Generated By

SesLogon.

For Whom

End User.

Notes

None

Remedy

Verify with the installation manager that the PE has the maximum number of sessions logged on. A TDP command is available to determine how many sessions are currently connected to an PE.

3008

Message

Invalid partition name.

Explanation

The RUN parcel must specify a valid partition name. A valid partition name can be TEQUEL, DBC/SQL, DBCUTIL, FASTLOAD, or RBM.

Generated By

SesRun.

For Whom

End User.

Notes

TEQUEL and DBC/SQL are equivalent.

Remedy

Verify that the partition name specified in the RUN parcel is a legal partition name.

3009

Message

Invalid scope on host start.

Explanation

The HOST START parcel must specify a valid scope value: either LOCAL or GLOBAL.

Generated By

SesHStrt.

For Whom

Support Representative.

Notes

This error can be returned to a CLI/SVC user.

Remedy

Save the test case and contact your Support Representative.

3010

Message

Invalid value for start type on host start.

Explanation

The HOST START parcel must specify a valid start type: Cold.

Generated By

SesHStrt.

For Whom

Support Representative.

Notes

This error can be returned to a CLI/SVC user.

Remedy

Save the test case and contact your Support Representative.

3011

Message

Session control started in wrong partition.

Explanation

Session control must run in an IFP and in partition 12. If, during startup, session control detects that it is running in a partition other than 12, it stops running.

Generated By

SesSInit.

For Whom

Support Representative.

Notes

This error is returned by an internal consistency check.

Remedy

Save the dump and contact your Support Representative.

3012

Message

Entry missing from DBC.Session.

Explanation

Session control cannot find a record of its existence.

Generated By

SesLogon.

For Whom

Support Representative.

Notes

This error is returned by an internal consistency check.

Remedy

Save the dump and contact your Support Representative.

3013

Message

Host id in message header is invalid.

Explanation

When a message is received from TDP, the logical host id in the message header must match the logical host id of the host that sent the message.

Generated By

SesTsk.

For Whom

End User.

Notes

This error can be returned to a CLI/SVC user, and is probably a TDP error.

Remedy

Save the test case and contact your Support Representative.

3014

Message

The user name is blanks.

Explanation

The user tried to log on with an invalid user id, or all blanks. (To log on, a user must provide a user id that was defined for the user in either a CREATE USER or MODIFY USER statement.)

Generated By

SesLogon.

For Whom

End User.

Notes

This error can be returned to a CLI/SVC user.

Remedy

Verify that the user id used is valid and try again. A user id of all blanks is never valid.

3015

Message

The password is blanks.

Explanation

The user tried to log on with an invalid password, or all blanks. (To log on, a user must provide a password that was defined for the user in either a CREATE USER or MODIFY USER statement.)

Generated By

SesLogon.

For Whom

End User.

Notes

This error can be returned to a CLI/SVC user.

Remedy

Verify that the password used is valid and try again. A password of all blanks is never valid.

3016

Message

Userid, password or account > 30 characters.

Explanation

A user attempted to log on using a user id, account, or password that was more than 30 characters long.

Generated By

SesLogon.

For Whom

End User.

Notes

This error can be returned to a CLI/SVC user.

Remedy

Verify that the logon string used is valid and try again.

3017

Message

There are no DBC tables. Is this disk initialized?

Explanation

No user can log on to the Teradata Database before the table initializer has been run.

Generated By

SesTsk.

For Whom

End User.

Notes

None

Remedy

Verify that the Teradata Database was completely initialized before users were permitted to log on.

3019

Message

Old PE is this PE for switch.

Explanation

This consistency check was put in to prevent the host from switching a session to the same PE.

Generated By

SesIFPSw.

For Whom

Support Representative.

Notes

This error is returned by an internal consistency check.

Remedy

Save the dump and contact your Support Representative.

3021

Message

GSN response is malformed.

Explanation

This consistency check was put in to check if GSN response is malformed.

Generated By

SesSInit.

For Whom

Support Representative.

Notes

This error is returned by an internal consistency check.

Remedy

Save the dump and contact your Support Representative.

3023

Message

UserId or Password string is malformed.

Explanation

This error occurs when a poorly formed string was used either in the UserId or Password portion of the logon string.

Generated By

Session Control.

For Whom

End User.

Notes

This error is caused by not properly terminating a double-quoted string or by not properly embedding a double-quote inside a double-quoted string.

Remedy

Correct the logon string and resubmit.

3024

Message

There are already 20 utility sessions running.

Explanation

The maximum number of utility requests that can run per PE is currently 20.

Generated By

Session Control.

For Whom

End User.

Notes

None

Remedy

Wait until some other user logs off.

3025

Message

Host quiesced by DBC operator. New activity not allowed.

Explanation

The Teradata Database operator ran the HOSTABORT utility to quiesce all sessions for the host. No further session activity, like the CLI DBCLGN, DBCRUN, DBCLGF and DBCSWP services, is allowed until the TDP is restarted.

Generated By

Session Control, Dispatcher.

For Whom

End User.

Notes

None

Remedy

The TDP must be restarted.

3026

Message

The user's right to log on has been revoked.

Explanation

The user attempted to log on after the security administrator executed a 'REVOKE LOGON...' statement.

Generated By

Session Control.

For Whom

End User.

Notes

None

Remedy

Request the security administrator to 'GRANT LOGON ...' on your behalf.

3027

Message

Invalid system message received.

Explanation

Something in the DBC or TDP generated a message to session control with an invalid message source, message type, message class or message kind.

Generated By

Session Control.

For Whom

Support Representative.

Notes

This error is returned by an internal consistency check. This error causes a DBC restart to occur.

Remedy

Save the dump and contact your Support Representative.

3028

Message

No thread contexts available.

Explanation

All the preallocated thread contexts have been allocated, thereby prohibiting the processing of any new session control requests.

Generated By

Session Control.

For Whom

Support Representative.

Notes

This error is returned by an internal consistency check. This error causes a DBC restart to occur.

Remedy

Save the dump and contact your Support Representative.

3029

Message

Associated LSN was not found.

Explanation

An LSN associate connect request has been received for a host/LSN which cannot be found in the system.

Generated By

Session Control.

For Whom

Support Representative.

Notes

This error is returned by an internal consistency check. This error causes an error message to be returned to the host.

Remedy

Check the LSN sent to the DBC to see that it already exists.

3030

Message

Associated session has pending threads.

Explanation

A request message has been received for a session which currently has an active thread associated with it.

Generated By

Session Control.

For Whom

Support Representative.

Notes

This error is returned by an internal consistency check. This error causes an error message to be returned to the host.

Remedy

Retry the request when the session is idle.

3031

Message

Session is in-doubt and not logged on.

Explanation

Session Control has determined that a session is still in-doubt and is no longer logged on to the system.

Generated By

Session Control.

For Whom

Support Representative.

Notes

This error is generated by an internal consistency check. The locks that were placed by the in-doubt session will remain until this is repaired.

Remedy

Contact your Support Representative.

3032

Message

User password has expired.

Explanation

If this is a warning, then the user has successfully logged on with an expired password. The only command that will be accepted in this session is the one to assign a new password. If this is an error, then the same user is logging on or has logged on to the DBC from another session.

Generated By

Session Control.

For Whom

End User.

Notes

This warning, or error, is returned when the current date is greater than or equal to the password change date plus the security defaults password expiration interval or immediately after a user has been created or immediately after the 5.0 dictionary conversion utility has been run.

Remedy

Change your password with the DBC/SQL statement: `MODIFY USER <username> AS PASSWORD = <name>`.

3033

Message

Invalid partition with expired password.

Explanation

The user has logged on with an expired password and is executing a utility or program which does not have the ability to change the users password.

Generated By

Session Control.

For Whom

End User.

Notes

This requirement exists because the only command which can be entered after an expired password logon is the DBC/SQL statement: `MODIFY USER <username> AS PASSWORD = <name>`.

Remedy

Use a utility such as BTEQ or ITEQ to change the users password and then the utility or program may be executed.

3034

Message

User Id is locked from further logon attempts.

Explanation

The number of logon attempts with an invalid password on the user ID has exceeded the site defined maximum logon attempts.

Generated By

Session Control.

For Whom

End User.

Notes

A user Id which has become locked will remain so until either a system time limit (site defined) has expired or the system administrator unlocks the user Id. The Id can be unlocked by submitting the following DBCSQL statement: `MODIFY USER user-name AS RELEASE PASSWORD LOCK;`

Remedy

Check with your system administrator.

3035

Message

DBC.Sessiontbl is corrupted, session cannot be recovered.

Explanation

During system recovery, session logged on prior to the restart is restored from the DBC.SessionTbl. The session control detects a BAD row and it cannot restore the session to its original state. The session control forces to delete the row from the DBC.SessionTbl.

Generated By

Session Control.

For Whom

Support Representative.

Notes

This error is returned by an internal consistency check.

Remedy

Relogon the session.

3036

Message

The logged on user name is longer then 30 bytes.

Explanation

The request was made to return the logged on user name in 30 bytes or less. The error is returned because the name is longer than 30 bytes.

Generated By

SesLogon.

For Whom

Support Representative.

Notes

None

Remedy

Enable the Extended Object Name facility in the client software.

3037

Message

A role, profile, or authentication string is too long.

Explanation

An attemp was made to log on using a string which is longer than expected. The strings which could be too long include: audit trail identifier authentication user identifier, authentication mechanism object identifier, authentication mechanism data, profile name, role name

Generated By

SesLogon.

For Whom

Support Representative.

Notes

None

Remedy

Contact your Support Representative.

3040

Message

Session was not found in the session lock cache.

Explanation

A session lock service request is received for a session entry which is not found in the session lock cache.

Generated By

Session Lock Server.

For Whom

Support Representative.

Notes

This error is returned by an internal consistency check. This error causes an error message to be returned to the host.

Remedy

Save the dump and contact your Support Representative.

3041

Message

A lock waiter for a switch session was found.

Explanation

A 'remove entry' request is received from SesTsk2 (when it completed a session switch) for an entry in the session lock cache which has a waiter waiting for the lock to be released.

Generated By

Session Lock Server.

For Whom

Support Representative.

Notes

This error is returned by an internal consistency check.

Remedy

Save the dump and contact your Support Representative.

3042

Message

At least one session lock is not released.

Explanation

This error is returned by a session lock service routine when an 'unlock entry' request has not been successfully carried out.

Generated By

Session Lock Server.

For Whom

Support Representative.

Notes

This error is returned by an internal consistency check.

Remedy

Save the dump and contact your Support Representative.

3043

Message

Double Session Switch Lock.

Explanation

This error is returned by a session lock service routine when a request for a 'session switch' lock is received for an entry in the session cache already locked for a session switch.

Generated By

Session Lock Server.

For Whom

Support Representative.

Notes

This error is returned by an internal consistency check.

Remedy

Save the dump and contact your Support Representative.

3044

Message

Session Lock Cache is corrupted.

Explanation

This error is returned by a session lock service routine upon detection of an unknown return code.

Generated By

Session Lock Server.

For Whom

Support Representative.

Notes

This error is returned by an internal consistency check.

Remedy

Save the dump and contact your Support Representative.

3045

Message

An Invalid parameter is found.

Explanation

This error is returned by a session lock service routine upon detection of an unknown parameter option.

Generated By

Session Lock Server.

For Whom

Support Representative.

Notes

This error is returned by an internal consistency check.

Remedy

Save the dump and contact your Support Representative.

3046

Message

The Unlocker does not own the lock.

Explanation

This error is returned by a session lock service routine when a request to unlock an entry is received from a party that did not lock the entry.

Generated By

Session Lock Server.

For Whom

Support Representative.

Notes

This error is returned by an internal consistency check.

Remedy

Save the dump and contact your Support Representative.

3047

Message

The passed in Config map is bad.

Explanation

This error is returned by session lock server utility routines in SlkMgIFP module when an invalid config. map is specified as an input parameter.

Generated By

Session Lock Server.

For Whom

Support Representative.

Notes

This error is returned by an internal consistency check.

Remedy

Save the dump and contact your Support Representative.

3048

Message

There is no down PE/COP for this host.

Explanation

This error is returned by a session lock server utility routine in SlkMgIFP module when a specified host has no down PE.

Generated By

Session Lock Server.

For Whom

Support Representative.

Notes

This error is returned by an internal consistency check.

Remedy

Save the dump and contact your Support Representative.

3049

Message

There is no room in the session cache

Explanation

This error is returned by a session lock server SlkTbl module when the session lock cache is overflow.

Generated By

Session Lock Server.

For Whom

Support Representative.

Notes

This error is returned by an internal check. It should not crash the system.

Remedy

Contact your Support Representative.

3050

Message

Invalid value in Session Options Parcel.

Explanation

This error occurs if some value in the Session Options Parcel is invalid. Most probable cause is that a session option flag in the CLI2 DBCAREA was filled incorrectly.

Generated By

Session Control.

For Whom

System programmer coding CLI2 application.

Notes

None

Remedy

Investigate flags setting the session options in the CLI2 DBCAREA. These flags are specified in Sess_Abort_Opt. Correct the error and try again.

3051

Message

Can not change the Run Partition from DBC/SQL.

Explanation

This error is returned when session control is told to use a new partition for a session that is already running DBC/SQL.

Generated By

Session Control.

For Whom

Application programmer.

Notes

This error is returned when session control is told to use a new partition for a session that is already running DBC/SQL. This limitation was put in the system as part of the 2PC implementation. It should not crash the system.

Remedy

Application should be changed to not do a RUN Partition call on a session that has already been logged on to the DBC/SQL Partition. This should only occur with CLIV1 applications. If this occurs with a CLIV2 application please contact your Support Representative.

3053

Message

External authentication feature disabled.

Explanation

This error occurs when the system administrator has disabled the external authentication feature using the "SET EXTAUTH OFF" command in the console supervisor.

Generated By

Session Control.

For Whom

End User.

Notes

This error is returned when the external authentication feature is disabled. The feature comes "out of the box" in disabled state and requires manual intervention to enable.

Remedy

Contact your system administrator or execute a "SET EXTAUTH ON" or "SET EXTAUTH ONLY" command from the console supervisor.

3054

Message

Logons accepted by external authentication only.

Explanation

This error occurs when the system administrator has disabled the traditional logon protocol using the "SET EXTAUTH ONLY" command in the console supervisor.

Generated By

Session Control.

For Whom

End User.

Notes

This error is returned when the external authentication on feature is enable and the traditional logon protocol is disabled. In order for this error to be returned, the system administrator must have executed a "SET EXTAUTH ONLY" command in the console supervisor.

Remedy

Contact your system administrator or execute a "SET EXTAUTH ON" command from the console supervisor.

3055

Message

Logons are only enabled for user DBC.

Explanation

Logons must be enabled only the DBC. Thus, at the moment, logons are disabled to any user except DBC, because (a) a DBCENABLE LOGON command has been executed, or (b) a

logon has been attempted before the Teradata system has been fully initialized (that is, before the table initializer has finished running).

Generated By

SesLogon.

For Whom

End User.

Notes

None

Remedy

Use the console command ENABLE LOGON to enable logons to any user in the Teradata system, and make sure the Teradata is properly initialized.

3058

Message

Unrecognized partition code in sesstr3 thread context.

Explanation

During system start or restart, sesstr3() received a thread context structure whose associated Session Context had a Partition Code field which did not match any of the expected types.

Generated By

Session Control

For Whom

Support Representative

Notes

This error is returned by an internal consistency check.

Remedy

Contact your support representative.

3059

Message

A snapshot dump of a Session Control task was saved.

Explanation

A snapshot dump was saved in order to be able to further investigate a problem involving a particular Session Control task.

Generated By

Session Control

For Whom

Support Representative

Notes

None

Remedy

Contact your support representative.

3060

Message

Cannot convert AuthUser string to Unicode.

Explanation

When logging into a Teradata Database using the LDAP authentication mechanism, it may happen that the LDAP authenticated user has untranslatable characters. Because of this, the translation routine fails when trying to convert this character to Unicode and the session logon is terminated.

Generated By

Session Control

For Whom

End User.

Notes

None

Remedy

Contact your system administrator.

3061

Message

Maximum number of external roles (%VSTR) per session exceeded.

Explanation

Each session has a limited number of external roles that can be defined during session logon. This session has exceeded the maximum number allowed, and the logon is rejected.

Generated By

SesLogon.

For Whom

End User.

Notes

None

Remedy

Reduce the number of external roles defined for this session at logon.

3062

Message

The user or account name is not exportable.

Explanation

The user tried to log on with a user or account id which is not exportable under the session character set after translation to Unicode NFC and uppercasing.

Generated By

SesLogon.

For Whom

End User.

Notes

For example, a username with an ANGSTROM SIGN (U+212B) in it cannot be exported under the kanjisjis_0s character set.

Remedy

Attempt to logon with a Unicode character set like UTF8, or UTF16.

3063

Message

Unable to Auto Provision External User.

Explanation

When DBSControl.AutoProvision is true and an externally authenticated user logs on, an attempt is made to create this user in DBC.Dbase. If the Create User statement fails, the logon is rejected.

Generated By

SesLogon.

For Whom

End User.

Notes

None

Remedy

Change DBSControl.AutoProvision to false and re-login as EXTUSER.

3064

Message

External User Auto Provision Successful.

Explanation

When DBSControl.AutoProvision is true and an externally authenticated user logs on, an attempt is made to create this user in DBC.Dbase. If the Create User statement succeeds, the logon proceeds under the Auto Provisioned user.

Generated By

SesLogon.

For Whom

End User.

Notes

None

Remedy

Informational message.

3065

Message

Logons are only enabled for local user DBC.

Explanation

Logons must be enabled only for local DBC. Thus, at the moment, logons are disabled to all external users and are enabled only for local DBC users, because (a) a ENABLE LOCAL DBC LOGON command has been executed, or (b) a logon has been attempted before the Teradata system has been fully initialized (that is, before the table initializer has finished running).

Generated By

SesLogon.

For Whom

End User.

Notes

None

Remedy

Use the console command ENABLE LOGONS to enable logons to any user in the Teradata system, and make sure the Teradata system is properly initialized.

3080

Message

Internal error detected by SesPTsk.

Explanation

This error occurs when an abnormal situation caused by some malfunction of the task or some task that interacts with it.

Generated By

SesPTsk.

For Whom

Internal User.

Notes

None

Remedy

Contact your Support Representative.

3081

Message

Cannot find the segment to be discarded.

Explanation

SesPTsk cannot find the segment to be discarded under the instruction of SlkTsk.

Generated By

SesPTsk.

For Whom

SlkTsk & SesPTsk

Notes

None

Remedy

Contact your Support Representative.

3082

Message

There are not enough free request context nodes.

Explanation

There are not enough free request context nodes.

Generated By

SesPTsk.

For Whom

SesPTsk.

Notes

None

Remedy

Contact your Support Representative.

3083

Message

There are not enough free aborting session nodes.

Explanation

There are not enough free aborting session nodes.

Generated By

SesPTsk.

For Whom

SesPTsk.

Notes

None

Remedy

Contact your Support Representative.

3084

Message

There are not enough free internal blocking information nodes.

Explanation

There are not enough free internal blocking information nodes.

Generated By

SesPTsk.

For Whom

SesPTsk.

Notes

None

Remedy

Contact your Support Representative.

3086

Message

The message received by the SesPTsk is invalid.

Explanation

This error applies TO any unexpected message received by the SesPTsk.

Generated By

SesPTsk.

For Whom

SesPTsk.

Notes

None

Remedy

Contact your Support Representative.

3088

Message

An informative event was logged

Explanation

This is a general error code used as a wrapper for informational messages. The specific information is encoded within the event message.

Generated By

SesPTsk.

For Whom

SesPTsk.

Notes

None

Remedy

The messages generated under this code are informational.

3100

Message

Parser did not generate a response step for the statement.

Explanation

This error occurs if the response step of a specified statement is not found in the step message sent by the Parser.

Generated By

Dispatcher.

For Whom

System Support Representative.

Notes

This is a TDBMS Parser problem.

Remedy

Contact your support representative.

3101

Message

External message received for an internal mailbox.

Explanation

This error occurs if an external message is received at a mailbox that is designated for internal mail.

Generated By

Dispatcher.

For Whom

System Support Representative.

Notes

None

Remedy

Contact your support representative.

3102

Message

No more Ynet coordination channels available.

Explanation

This error occurs if there is no coordination channel available when ChnGet is called.

Generated By

Dispatcher.

For Whom

System Support Representative.

Notes

The dispatcher used up all the coordination channels.

Remedy

Contact your support representative.

3103

Message

WARNING: Non-zero membership count detected when a step group is released.

Explanation

This is a notice that the Dispatcher fails a membership-count sanity check when a step group is about to be released. The membership count for step group is not zero as it is expected by

the Dispatcher. The DBS is forced to mark this step group invalid so it can be deallocated to avoid group resources leak.

Generated By

Dispatcher

For Whom

System Engineer or Data Base Administrator.

Notes

None

Remedy

This event code is logged in the error log only and NOT returned to the end user. More information (e.g. user Id, user name, host Id, session number, transaction number, request number and SQL text string) will be logged if information is available at the time the event is logged.

3104

Message

The request number of message received from host is invalid.

Explanation

This error occurs if the RequestNo of a request is out of sequence.

Generated By

Dispatcher.

For Whom

System Support Representative.

Notes

The dispatcher receives a request for an asynchronous abort, followed by a request having a RequestNo that is smaller than the aborting request. The dispatcher thinks that some requests have been lost.

Remedy

Contact your support representative.

3105

Message

Dispatcher internal error: Please do not re-submit request.

Explanation

An internal problem has occurred and instead of restarting the system, the Dispatcher will isolate the fault, i.e., abort the request and save a snapshot dump.

Generated By

Dispatcher.

For Whom

End User, and System Support Representative.

Notes

None

Remedy

Save the aborted request, and contact your support representative for an analysis of the dump.

3106

Message

Either AMPStepsLength or RespStepsLength is bad in DSPHdr.

Explanation

This error occurs if the DSP message received from the Parser has a problem either with AMPStepsLength or AMPRespsLength.

Generated By

Dispatcher.

For Whom

System Support Representative.

Notes

Check the DSPHdr of the message from the Parser.

Remedy

Contact your support representative.

3107

Message

Internal error: BytesMoved does not match MsgSize.

Explanation

This error occurs if BytesMoved is greater than MsgSize in the DisSHost.

Generated By

Dispatcher.

For Whom

System Support Representative.

Notes

None

Remedy

Contact your support representative.

3108

Message

Message class is bad.

Explanation

This error occurs if the class of a message received from a mailbox is not appropriate.

Generated By

Dispatcher.

For Whom

System Support Representative.

Notes

None

Remedy

Contact your support representative.

3109

Message

Internal error detected by Dispatcher.

Explanation

One of the Dispatcher's internal consistency checks has failed.

Generated By

Dispatcher.

For Whom

System Support Representative.

Notes

None

Remedy

Save the information displayed with this error message and all associated dumps. Isolate the request that causes this error. Report the problem to your support representative.

3110

Message

The transaction was aborted by the user.

Explanation

This error occurs if a request is aborted by the user.

Generated By

Dispatcher.

For Whom

End User.

Notes

None

Remedy

Correct the SQL statement and resubmit it.

3111

Message

The Dispatcher has timed out the transaction.

Explanation

This error occurs if a request is timed out by the dispatcher. The 3111 is turned into a 2631 error (deadlock) to be returned to the user so that it gets retried. Thus each 3111 in the error log should correspond to a 2631 received by an application.

Generated By

Dispatcher.

For Whom

End User.

Notes

For some reason other than deadlock or user error, the user's request is no longer using CPU time on any processor in the system. The 3111 error is only logged in the error log and NOT returned to the end user.

Remedy

Resubmitting the request should work. If the condition recurs, contact your support representative.

3112

Message

Error info logged after AMP step failure.

Explanation

This event occurs when display the failed request session information by the dispatcher.

Generated By

Dispatcher.

For Whom

System Engineer or Data Base Administrator.

Notes

The 3112 event code is only logged in the error log and NOT returned to the end user. There may also be a snapshot dump associated. The event code 3112 will always display when there is an AMP failure with error code 7487.

Remedy

The request was aborted.

3113

Message

SQL request text logged after AMP step failure.

Explanation

This event occurs if a failed request context present by the dispatcher.

Generated By

Dispatcher.

For Whom

System Engineer or Data Base Administrator.

Notes

The 3113 event code is only logged in the error log and NOT returned to the end user. If a request context exist in the DSP storage this event code will be logged. It will also accompany by event code 3112.

Remedy

The request was aborted.

3114

Message

Dispatcher internal error during access log processing. Please do not re-submit request.

Explanation

Access logging aspect of request processing encountered a fault. An attempt will be made to isolate the fault.

Generated By

Dispatcher.

For Whom

System Support Representative.

Notes

None

Remedy

Save the aborted request, and report the problem to to your support representative.

3115

Message

Response buffer size is insufficient to hold one record > 32KB.

Explanation

This error occurs if the minimum number of bytes that can be returned to the host is larger than the host application has specified in a RESP or KEEPRESP parcel. This occurs if user specifies a response buffer $\leq 32K$ but the actual data is $> 32K$. This is to prevent previous host utilities from retry and also let 64KB-RowSize host utilities to act properly.

Generated By

Dispatcher.

For Whom

End User.

Notes

An entire row must be able to fit in the number of bytes specified in a RESP or KEEPRESP parcel. The ERROR parcel in which this error is returned indicates the minimum buffer size required in the Info field. The string "Message $> 32K$ size and overflow user buffer!" is sometimes returned in lieu of the documented message text. This alternate text has a meaning identical to the text documented for error 3115.

Remedy

For Host utilities that cannot handle 64KB Row Size, they should not resend the request. For Host utilities that can handle 64KB Row Size, enlarge the application's response buffer size to at least the size (but no more than 64,256) returned in the Info field of the ERROR parcel and submit a CONTINUE request containing a single RESP or KEEPRESP parcel that

specifies the new response buffer size. Please refer to the Call-Level Interface reference manual for instructions on how to change the response buffer size.

3116

Message

Response buffer size is insufficient to hold one record.

Explanation

This error occurs if the minimum number of bytes that can be returned to the host is larger than the host application has specified in a RESP or KEEPRESP parcel.

Generated By

Dispatcher.

For Whom

End User.

Notes

An entire row must be able to fit in the number of bytes specified in a RESP or KEEPRESP parcel. The ERROR parcel in which this error is returned indicates the minimum buffer size required in the Info field. The string "Message overflow!" is sometimes returned in lieu of the documented message text. This alternate text has a meaning identical to the text documented for error 3116.

Remedy

Enlarge the application's response buffer size to the size returned in the Info field of the ERROR parcel and submit a CONTINUE request containing a single RESP or KEEPRESP parcel that specifies the new response buffer size. Please refer to the Call-Level Interface reference manual for instructions on how to change the response buffer size.

3117

Message

The continue request contains invalid parcels.

Explanation

This error occurs if the continue request contains parcels that are not recognized or are invalid. Consult the Call-Level Interface Version 2 Manual for more information on valid continue request parcel sequences.

Generated By

Dispatcher.

For Whom

End User.

Notes

None

Remedy

Correct the host application.

3118

Message

More than one outstanding request for a session.

Explanation

This error occurs if the system receives a request while another request is outstanding for the specified session. This error could originate from one of the following events: 1) The client issues the next request before the current request has finished and the TDP manages to let the next request get sent to the Teradata server before the current request has finished. 2) The current request was not in a fully processed state when the Teradata server reported it as finished.

Generated By

Dispatcher.

For Whom

System Support Representative.

Notes

This error condition is now fault isolatable.

Remedy

Save the information displayed with this error message and all associated dumps. Isolate the request that causes this error, the immediately preceding request, and (if possible) a few previous requests. Contact your support representative.

3119

Message

Continue request submitted but no response to return.

Explanation

This error occurs if a continue request is submitted and there is no response data in the TDBMS to return. The error is most likely due to a host application programming error.

Generated By

Dispatcher.

For Whom

End User.

Notes

None

Remedy

Correct the host application.

3120

Message

The request is aborted because of a DBS recovery.

Explanation

This error occurs if the user's request is aborted because a DABUCAbtRcvKind UCAbort message was received by the dispatcher.

Generated By

Dispatcher.

For Whom

End User.

Notes

None

Remedy

Resubmit the SQL statement.

3121

Message

End of request encountered. Rewind to continue; cancel to delete.

Explanation

This error occurs when a continue request is submitted and the last parcel in the response has already been returned to the application.

Generated By

Dispatcher.

For Whom

End User.

Notes

None

Remedy

To reread the response, issue a continue with a REWIND parcel. To release the response, issue a continue with a CANCEL parcel.

3122

Message

AMP either sends invalid message or sends to wrong mailbox.

Explanation

This error occurs if the response received from AMP has problems.

Generated By

Dispatcher.

For Whom

System Support Representative.

Notes

This error is caused by a problem in the step code.

Remedy

Contact your support representative.

3123

Message

More steps generated by parser after EDT step.

Explanation

This error occurs if, after the EDT response is received, there are more steps to be sent.

Generated By

Dispatcher.

For Whom

System Support Representative.

Notes

This is a parser problem.

Remedy

Contact your support representative.

3124

Message

Internal error: FCF is not inside a user-generated transaction.

Explanation

This error occurs if the FCF is not inside a user-generated transaction.

Generated By

Dispatcher.

For Whom

System Support Representative.

Notes

This is a parser problem.

Remedy

Contact your support representative.

3125

Message

Dispatcher fault isolation session threshold was exceeded.

Explanation

The threshold was exceeded for the count of all allowable fault isolation occurrences at the session level.

Generated By

Dispatcher.

For Whom

System Support Representative.

Notes

None

Remedy

Save the system dump that caused the crash for analysis and report the problem to your support representative.

3126

Message

Parser response to TDP has problem.

Explanation

This error occurs if the response to a TSP step is not a TSPSpoilD message.

Generated By

Dispatcher.

For Whom

System Support Representative.

Notes

This is a parser problem.

Remedy

Contact your support representative.

3127

Message

Transaction aborted due to lock conflict with Queue Table Manager.

Explanation

When the Queue Table manager requires to refresh its cache, it will submit a row collection process which needs a read lock on the table. If the lock cannot be obtained for a long while, the Queue Table manager will abort all SELECT AND CONSUME statements that are in the wait state for that table. The intention is to allow the collection to proceed by blowing away the transaction(s) which is/are potentially holding up the collection process.

Generated By

Dispatcher.

For Whom

End Users.

Notes

None

Remedy

Resubmit the aborted transaction as needed.

3128

Message

Transaction aborted due to exceeding the maximum consume statement limit.

Explanation

This error occurs when there are too many SELECT AND CONSUME statements running concurrently. The system maximum for SELECT AND CONSUME statements is 20% of the session limit for the system. A limit is imposed because the SELECT AND CONSUME statement may enter a wait state holding up a session.

Generated By

Dispatcher.

For Whom

End Users.

Notes

None

Remedy

Resubmit the aborted transaction after other SELECT AND CONSUME statements are released.

3129

Message

Internal error: Invalid category in initiation.category.

Explanation

The Parser has generated a message category in the step that the dispatcher did not expect.

Generated By

Dispatcher.

For Whom

System Support Representative.

Notes

None

Remedy

Contact your support representative.

3130

Message

Response limit exceeded.

Explanation

There is a TDBMS limit of 16 outstanding responses for a single session. If responses are allowed to pile up by an application, this error will occur. A response is the response set from a SELECT statement. A response is kept by the TDBMS until we know the user is done with it at which point it is cancelled. There are two scenarios: 1. If KeepResp is OFF, the response is automatically cancelled when all rows have been returned to the application and the host has been notified of the end of the response. 2. If KeepResp is ON, the response is held until

explicitly cancelled by the user. In each case, the response can be explicitly cancelled by the application.as soon as it is no longer needed.

Generated By

Dispatcher.

For Whom

End user.

Notes

None

Remedy

The responses are the property of the session and will automatically automatically be cancelled if the session is logged off. Cancel an old response and resubmit the request or transaction.

3131

Message

The system time has been set.

Explanation

This is an informational message which will appear in the errorlog/eventlog whenever a host successfully sets the system time. The old time, new time and logical host id of the host which caused the time to be set is included in the logged data.

Generated By

Dispatcher.

For Whom

Not applicable.

Notes

None

Remedy

Not applicable.

3132

Message

Access Logging step has failed. The transaction was aborted.

Explanation

The user has been flagged for Access Logging and an Access Logging step has failed. The original AMP error code for the failed step is returned in the Info field of the Error or Failure parcel. The user's transaction has been aborted.

Generated By

Dispatcher.

For Whom

End User.

Notes

None

Remedy

Examine the Info field of the Error or Failure parcel to determine why the Access Log step failed, then decide on a course of action. If no Info field nor Failure parcel is attached to the error message (error message from Fastload or Multiload), resubmit the job.

3133

Message

Default Character Set is invalid.

Explanation

The default character set name specified for the Host is not translatable to a valid character set. Either the character set name does not exist in the DBC.Translation table or the TranslateId specified for that character set name is invalid.

Generated By

Dispatcher.

For Whom

System Administrator.

Notes

None

Remedy

Check that the Character Set Name exists in the DBC.Translation table and, if it does exist, that the TranslateId is within the valid range.

3134

Message

The request was aborted by an ABORT SESSION command.

Explanation

This error is returned to the user because the Dispatcher has received an ABORT SESSION request from the Monitor Task.

Generated By

Dispatcher.

For Whom

End User.

Notes

None

Remedy

Contact System Operation to determine why the ABORT SESSION was directed against your session.

3135

Message

Internal Error: The abort request was not locked by the Monitor task.

Explanation

This error occurs because the abort request has not been locked and forces the Dispatcher to crash.

Generated By

Dispatcher.

For Whom

System Support Representative.

Notes

None

Remedy

Contact your support representative.

3136

Message

Internal Error: The request cannot be aborted, session is in-doubt.

Explanation

The request cannot be aborted because the session is in the in-doubt state. This error causes a system restart.

Generated By

Dispatcher.

For Whom

System Support Representative.

Notes

None

Remedy

Save all information. Contact your support representative.

3137

Message

Internal Error: The request is already committed and cannot be aborted.

Explanation

A committed request cannot be aborted. The Dispatcher halts the system.

Generated By

Dispatcher.

For Whom

System Support Representative.

Notes

None

Remedy

Save all information. Contact your support representative.

3138

Message

Waiting to load in-doubt session information

Explanation

The in-doubt information has not yet been loaded by the AMPs.

Generated By

Dispatcher.

For Whom

System Administrator.

Notes

None

Remedy

Wait until the in-doubt information is loaded, then resubmit the request.

3140

Message

Request has already been committed

Explanation

The request has been committed.

Generated By

Dispatcher.

For Whom

System Administrator.

Notes

None

Remedy

None - request has been committed.

3142

Message

An informative Dispatcher event was logged.

Explanation

The event message documents the specific information.

Generated By

Dispatcher request processing.

For Whom

System Administrator.

Notes

None

Remedy

The 3142 event code is only logged in the error log and is not returned to the end user. Based on the specific information that is logged, it may be necessary to contact your support representative. In general, this message is for information only.

3144

Message

Dispatcher fault due to a fault injection test.

Explanation

The transaction was aborted due to a fault injection test.

Generated By

Dispatcher.

For Whom

System Support Representative.

Notes

None

Remedy

None required.

3145

Message

The request was aborted by a ROLLFORWARD operation.

Explanation

This error is returned to the user because the Dispatcher has received an abort session request. The abort was initiated by an AMP against all sessions blocking a RollForward operation.

Generated By

Dispatcher.

For Whom

End User.

Notes

None

Remedy

Disable the RollForward with Row Hash Locks feature by setting the RollForwardLock field to FALSE in the DBS GDO and re-submit the request.

3146

Message

Config response was compromised due to unknown error.

Explanation

This is a notice of serious inconsistencies between system configuration. The Distpatcher could not read either the VPROC-ID or the PMA from VCONFIG.GDO. The GDO could have

been too big, or unreadable. The DBS is forced to bypass those portion of the config response to avoid crashing the system.

Generated By

Dispatcher.

For Whom

System Support Representative.

Notes

None

Remedy

Check the TDP and all client connections to see if they could still connect to the DBS. If no failure wait for an opportunity to do a TPARESET. If this error keeps appearing, notify your support representative immediately.

3147

Message

Expected session cannot be located at dispatcher worker task.

Explanation

The Dispatcher's session context was supposed to contain this session but it does not. This may occur while Session control was trying to forward a SET SESSION ACCOUNT message to the dispatcher worker task that was working on behalf of this session or the message was forwarded, but the session context no longer exists in dispatcher worker task.

Generated By

Dispatcher.

For Whom

End User.

Notes

None

Remedy

Check Session Table, and if everything was fine, contact your support representative.

3148

Message

The transaction was aborted by the Replication Services.

Explanation

This error occurs if a request is aborted by the Replication Services.

Generated By

Dispatcher.

For Whom

End User.

Notes

None

Remedy

None.

3149

Message

TDWM Filter violation for Query Request: %VSTR

Explanation

This error occurs if a query request is aborted by Teradata TDWM for a Filter rule violation.
Check currently active Teradata TDWM rules.

Generated By

Dispatcher.

For Whom

End User.

Notes

None

Remedy

Conform to the TDWM rules or contact your TDWM Administrator.

3150

Message

TDWM Resource violation: %VSTR

Explanation

This error occurs if a query request is aborted by Teradata TDWM for a Resource violation. Check currently active Teradata TDWM rules.

Generated By

Dispatcher.

For Whom

End User.

Notes

None

Remedy

Conform to the Teradata TDWM rules or contact your TDWM Administrator.

3151

Message

TDWM Throttle violation for Concurrent Queries: %VSTR

Explanation

This error occurs if a query request is aborted by Teradata TDWM for a Throttle rule violation. Check currently active Teradata TDWM rules.

Generated By

Dispatcher.

For Whom

End User.

Notes

None

Remedy

Wait for system activity to subside or contact your TDWM Administrator.

3152

Message

TDWM Filter violation for Logon Request: %VSTR

Explanation

This error occurs if a logon request is aborted by Teradata TDWM Filer rule violation. Check currently active Teradata TDWM rules.

Generated By

Dispatcher.

For Whom

End User.

Notes

None

Remedy

Conform to the TDWM rules or contact your TDWM Administrator.

3153

Message

TDWM Throttle violation for Concurrent Sessions: %VSTR

Explanation

This error occurs if a logon request is aborted by Teradata TDWM for a Throttle rule violation. Check currently active Teradata TDWM rules.

Generated By

Dispatcher.

For Whom

End User.

Notes

None

Remedy

Wait for system activity to subside or contact your TDWM Administrator.

3154

Message

TDWM Workload Classes Not Enabled

Explanation

This is a warning that the Teradata Dynamic Workload Management Workload Classes feature is not enabled. Performance groups will be used as defined in the Priority Scheduler not in the TDWM Administrator.

Generated By

Dispatcher.

For Whom

Applications.

Notes

None

Remedy

None required.

3156

Message

Request aborted by TDWM. Exception criteria exceeded: %VSTR.

Explanation

The request was aborted because it exceeds exception limit and the exception action is to abort.

Generated By

Dispatcher.

For Whom

Applications.

Notes

None

Remedy

None required.

3157

Message

SQL request text logged after a Dispatcher fault.

Explanation

This message will appear in the log event file along with the SQL request text that caused a Dispatcher fault.

Generated By

Dispatcher.

For Whom

System Engineer or Data Base Administrator.

Notes

None

Remedy

None required.

3158

Message

TDWM Event %s

Explanation

This event logs informative messages regarding Teradata TDWM. These are usually status changes such as the feature being enabled or disabled.

Generated By

Dispatcher.

For Whom

System Support Representative.

Notes

None

Remedy

None required.

3159

Message

TDWM internal error %s

Explanation

This error occurs if Teradata TDWM is unable to perform because of an internal error.

Generated By

Dispatcher.

For Whom

System Support Representative.

Notes

None

Remedy

Contact your support representative.

3160

Message

DBQL or TDWM Cache invalid or size exceeded %s

Explanation

This error occurs if something is wrong in allocating DBQL or TDWM cache to store rows of information, or if the cache reference is invalid.

Generated By

Dispatcher.

For Whom

System Support Representative.

Notes

None

Remedy

Verify system resource condition which is affecting DBQL or TDWM

3161

Message

DBQL internal event 3161: %s

Explanation

This event is logged if DBQL cannot get resources at startup, if a timeout occurs while attempting to BEGIN or END query logging or if messages to the AMPS become queued up (past about 80 per PE).

Generated By

Dispatcher.

For Whom

System Support Representative.

Notes

None

Remedy

Contact your support representative.

3167

Message

Resetting Object Use Count task on VPROC <%%\$VProcNum>

Explanation

This error occurs if an internal error is encountered by the Object Use Count task. Any current task activity will be aborted and the task will reset itself. Counts currently in cache will be lost.

Generated By

Dispatcher.

For Whom

System Support Representative.

Notes

None

Remedy

Contact your support representative. Check all PE object use count tasks are online.

3168

Message

Object use count for one or more objects could not be updated due to some error on AMPs.

Explanation

This error occurs if Object Use Count is unable to perform because of an SYSERRORMSGKIND response message received from the AMP as part of ExpObjUseCnt express request made by DisObjUseCnt task.

Generated By

Dispatcher.

For Whom

System Support Representative.

Notes

None

Remedy

Contact your support representative. Check all AMPs are online and there are no deadlocks to lock a dictionary row.

3169

Message

Object Use Count internal event

Explanation

This error occurs if Object Use Count is unable to perform because of an internal error.

Generated By

Dispatcher.

For Whom

System Support Representative.

Notes

None

Remedy

Contact your support representative. A system restart is needed to make the Object Use Count feature working.

3170

Message

System is busy.Use count for one or more objects may not be captured in dictionary.

Explanation

This error occurs if Object Use Count is unable to perform because system is busy or Object Use Count feature is slow because of some other reason.

Generated By

Dispatcher.

For Whom

System Support Representative.

Notes

None

Remedy

Contact your support representative. Check there are no deadlocks to lock a dictionary row.

3171

Message

Object use count feature is disabled because a lock on dictionary row could not be obtained.

Explanation

This error occurs if Object Use Count feature is unable to perform because a lock on dictionary row could not been obtained after waiting for LOCKTIMEMAXTHRESHOLD (20 Min) time. This error can occur if dictionary is locked down for a significant amount of time by some task or operations like Archive (i.e. Dump Restore) of the system.

Generated By

Dispatcher.

For Whom

System Support Representative.

Notes

None

Remedy

Contact your support representative.

3172

Message

Cursor Positioning has a bad statement number.

Explanation

The statement number in the cursor positioning parcel is invalid. It is either 0 or bigger than the maximum statement number for the request.

Generated By

Dispatcher.

For Whom

Applications.

Notes

None

Remedy

Provide a valid statement number in the cursor positioning parcel and resubmit.

3173

Message

Row cursor positioning has a bad row number.

Explanation

The row number specified in the row position parcel is non-zero for a non-data returning statement or the row number is bigger than the number of rows in the answer set.

Generated By

Dispatcher.

For Whom

Applications.

Notes

None

Remedy

Provide a valid row number in the row cursor positioning parcel and resubmit.

3174

Message

LOB offset/character positioning has a bad value.

Explanation

If the LOB is a BLOB, the offset specified in the offset positioning parcel exceeds the size of the BLOB. If the LOB is a CLOB, the character position specified in the parcel exceeds the total number of characters for the CLOB. Since position 0 will point to the very first byte/character, the valid value to point to the last byte/character in the LOB will be total byte length - 1 for BLOB and total character count - 1 for CLOB.

Generated By

Dispatcher.

For Whom

Applications.

Notes

None

Remedy

Provide a valid offset/character position in the offset/character cursor positioning parcel and resubmit.

3175

Message

Cursor Positioning not supported.

Explanation

Currently, Teradata does not support cursor positioning for the following conditions: 1) It is a multi-statement request. 2) Perform row positioning on a LOB in locator mode. 3) Perform offset positioning on non LOB data or LOB in inline mode. 4) Perform row positioning on a select via primary index access.

Generated By

Dispatcher.

For Whom

Applications.

Notes

None

Remedy

N/A

3177

Message

Response buffer size is insufficient to hold more than 64KB of data.

Explanation

This error occurs if the minimum number of bytes that can be returned to the host is larger than what the host application has specified in a RESP, EXTRESP, KEEPRESP or EXTKEEPRESP parcel and more than 64KB of data needs to be returned to that response buffer.

Generated By

Dispatcher.

For Whom

End User.

Notes

An entire response data must be able to fit in the number of bytes specified in a RESP, EXTRESP, KEEPRESP or EXTKEEPRESP parcel. The ERROR parcel in which this error is

returned does not indicate the minimum buffer size required in the 2 byte integer Info field. That field contains zero. Instead, the ERRORINFORMATION parcel which follows indicates the minimum buffer size required in the 4 byte integer information field.

Remedy

Client software that cannot handle a Response buffer up to 16MB, should not resend the request. Client software that can handle 16MB response buffer, the client should grow the buffer and send a 'Continue' request with the required buffer size. It should send the new size in EXTRESP (flavor 153) or EXTKEEPRESP (flavor 154) in the continue message. For this error code, the Information field in the ERRORINFORMATION parcel has the number of bytes required for the buffer size. The client should read this number, and allocate the new buffer size. Please refer to the Call-Level Interface reference manual for instructions on how to change the response buffer size.

3178

Message

Queue Table Cache is full.

Explanation

The Queue Table Cache reached it's memory limit of 1MB/PE. An unsuccessful attempt was made to spoil other entries in the cache to make room for this request.

Generated By

Dispatcher.

For Whom

End User.

Notes

None

Remedy

Wait until the completion of other requests and then resubmit the request.

3179

Message

Select and Consume Request is obsolete.

Explanation

The waiting select and consume request is obsolete due to either the drop or restore of the queue table.

Generated By

Dispatcher.

For Whom

End User.

Notes

None

Remedy

Resubmit the request after the queue table is present.

3180

Message

Service console programming fault detected.

Explanation

This crash occurs when internal consistency checks fail within the host accessible console partition.

Generated By

All SCP logic.

For Whom

Support Representative.

Notes

None

Remedy

Contact your Support Representative.

3181

Message

Session is not logged on.

Explanation

This error is returned to the end user when session context for his console request cannot be located.

Generated By

ScpTask.

For Whom

Support Representative.

Notes

None

Remedy

Contact your Support Representative.

3182

Message

No utility is running. Command ignored.

Explanation

This error is returned to the end user when utility data is delivered to the console driver and no utility is running on behalf of the session.

Generated By

ScpTask.

For Whom

End User.

Notes

None

Remedy

Start the appropriate utility and try the utility command again.

3183

Message

Unrecognized command keyword: %VSTR.

Explanation

The supervisor command is not valid. The only commands supported are START and STOP.

Generated By

ScpTask.

For Whom

End User.

Notes

None

Remedy

Correct the syntax of the supervisor command and try again.

3184

Message

Missing utility name. Command ignored.

Explanation

A console supervisor START command did not contain a utility name.

Generated By

ScpTask.

For Whom

End User.

Notes

None

Remedy

Correct the syntax of the START command and try again.

3185

Message

Utility name is too long. Command ignored.

Explanation

A console supervisor START command contains a utility name that exceeds 11 characters.

Generated By

ScpTask.

For Whom

End User.

Notes

None

Remedy

Correct the syntax of the START command and try again.

3187

Message

Utility terminated.

Explanation

The console utility that was running has exited.

Generated By

ScpTask.

For Whom

End User.

Notes

None

Remedy

This error is an informational error. After this error has been received, a new utility may be started.

3188

Message

The %VSTR command is not yet implemented.

Explanation

The supervisor command that was specified is not yet implemented.

Generated By

ScpTask.

For Whom

End User.

Notes

None

Remedy

Wait for a future software release that supports the command.

3189

Message

Utility %VSTR does not exist.

Explanation

A console supervisor START command contains the name of a non-existent utility.

Generated By

ScpTask.

For Whom

End User.

Notes

None

Remedy

Correct the spelling of the utility name and retry the START command.

3190

Message

Access to utility %VSTR denied.

Explanation

A console supervisor START command contains the name of a utility that exists, but the system administrator has not granted you permission to execute the utility or not granted remote access to console utilities

Generated By

ScpTask.

For Whom

End User.

Notes

None

Remedy

Have the system administrator grant you execute rights on the appropriate utility or grant remote access to console utilities

3191

Message

Utility is not reading. DATA parcel ignored.

Explanation

The host application driving the console interface tried to send a DATA parcel when no ReadLn was pending from the utility.

Generated By

ScpTask.

For Whom

End User if the end user has provided the host application part. Support Representative if the error is returned from a Teradata provided host application.

Notes

None

Remedy

Await arrival of a PROMPT parcel and try to send the DATA parcel again.

3192

Message

No utility partitions available. Try later.

Explanation

The console supervisor has run out of "slots" where utilities can be run.

Generated By

ScpTask.

For Whom

End User.

Notes

None

Remedy

Wait until some other user's utility exits and try again.

3193

Message

An informative event was logged.

Explanation

The specific information is encoded within the event message (for example, "Configuration is operational").

Generated By

Scpwrite

For Whom

Operator.

Notes

None

Remedy

This message is for information only.

3194

Message

Failed to start utility %VSTR, Please try later.

Explanation

This error is returned to end user when the call to prginvoke() fails to start utility in given partition. This could happen when DBS is heavily loaded.

Generated By

ScpTask, ScpRun.

For Whom

End User.

Notes

None

Remedy

Retry when DBS is not heavily loaded. If the problem persists for a long time, contact your Support Representative.

3199

Message

Teradata has been restarted as requested by the user.

Explanation

This message is displayed to tell the user that the DBC has been restarted as a result of submitting the command: DIAGNOSTIC DISTEST ... CRASH

Generated By

Dispatcher.

For Whom

End User.

Notes

None

Remedy

Not applicable.

3200

Message

Fatal error in Dispatcher.

Explanation

The Dispatcher encountered an error that cannot be fault isolated, and therefore a system restart is initiated. Re-submitting the operation will probably cause another system crash.

Generated By

Dispatcher.

For Whom

End User, System Support Representative.

Notes

None

Remedy

Save the request that caused the crash, and contact your support representative.

3201

Message

Statement caused Dispatcher stack overflow.

Explanation

The request was more complex than the Teradata SQL Dispatcher could process.

Generated By

Dispatcher.

For Whom

End User.

Notes

None

Remedy

Simplify the statement if possible, and resubmit the request.

3202

Message

prp PlanDirective

Explanation

<%%\$DBSHeader:Plan directive logging step has failed. The transaction was aborted.> <%%\$StackTrace>

Generated By

Dispatcher.

For Whom

End User.

Notes

A plan directive logging step has failed. The original AMP error code for the failed step is returned in the Info field of the Error or Failure parcel. The user's transaction has been aborted.

Remedy

Examine the Info field of the Error or Failure parcel to determine why the plan directive logging step failed, then decide on a course of action.

3203

Message

Dispatcher fault isolation PE VPROC threshold was exceeded.

Explanation

The threshold was exceeded for the count of all allowable fault isolation occurrences at the PE VPROC level.

Generated By

Dispatcher.

For Whom

System Support Representative.

Notes

None

Remedy

Save the system dump for analysis and report the problem to your support representative.

3204

Message

SQL request completed ahead of Log request in the Dispatcher.

Explanation

The Dispatcher detected that the SQL request processing was completed ahead of Access Log processing. An attempt will be made to isolate the fault.

Generated By

Dispatcher.

For Whom

System Support Representative.

Notes

None

Remedy

Save the request that caused the problem, and contact your support representative.

3205

Message

Message received has an invalid message kind.

Explanation

While the Dispatcher was processing a request, a message with an invalid message kind was encountered. An attempt will be made to isolate the fault.

Generated By

Dispatcher.

For Whom

System Support Representative.

Notes

None

Remedy

Save the request that caused the problem, and contact your support representative.

3206

Message

Dispatcher has no more semaphores available.

Explanation

This error occurs if there is no semaphore available when GsmGet is called. An attempt will be made to isolate the fault.

Generated By

Dispatcher.

For Whom

System Support Representative.

Notes

The Dispatcher used up all the semaphores.

Remedy

Contact your support representative.

3207

Message

A Dispatcher fault was addressed by a local exception handler.

Explanation

A Dispatcher fault that occurred while processing a request was addressed by a local exception handler. Diagnostics captured vary and may include a snapshot dump plus available data about the session and request.

Generated By

Dispatcher.

For Whom

System Support Representative.

Notes

None

Remedy

Save the request that caused the problem, and contact your support representative.

3208

Message

A Dispatcher fault was logged.

Explanation

A Dispatcher fault that occurred while processing a request was logged. Action is taken when insufficient data is available to FaultAbort a request. Diagnostics captured vary and may include a snapshot dump plus available data about the session and request.

Generated By

Dispatcher.

For Whom

System Support Representative.

Notes

None

Remedy

Save the request that caused the problem, and contact your support representative.

3210

Message

Using text logged after AMP step failure.

Explanation

This event occurs if a failed request context is present by the dispatcher and a snapshot dump is taken. Additionally the request is a parameterized request and some of the using variables (or parameters) have been replaced in the parser and a plan specific to this data is generated for the request.

Generated By

Dispatcher.

For Whom

System Engineer or Data Base Administrator.

Notes

This event code is only logged in the error log and NOT returned to the end user. If a request context exist in the DSP storage this event code will be logged. It will also accompany by event code 3112.

Remedy

The request was aborted.

3211

Message

Expanded using text logged after a Dispatcher fault.

Explanation

This message will appear in the log event file along with the expanded using in the request that caused a Dispatcher fault.

Generated By

Dispatcher.

For Whom

System Engineer or Data Base Administrator.

Notes

None

Remedy

None required.

3212

Message

The stored procedure returned one or more result sets.

Explanation

The Stored Procedure returned one or more dynamic result sets.

Generated By

Dispatcher.

For Whom

End user

Notes

None

Remedy

This is an informational warning only.

3213

Message

The stored procedure tried to return too many dynamic result sets.

Explanation

The Stored Procedure tried to return more dynamic result sets than the max specified a stored procedure create time.

Generated By

Dispatcher.

For Whom

Stored Procedure programmer

Notes

None

Remedy

Reduce the number of result sets returned or increase the number specified at create time.

3214

Message

Dispatcher fault isolation PE VPROC fault limit was reset to one.

Explanation

The count of all allowable fault isolation occurrences at the PE VPROC level has been exceeded and was reset to one. This threshold value now only has a 24 hour long validity. It will be reset only if at the time the threshold was exceeded, related validation has determined that less than 30 prior faults occurred within a 24 our period. Otherwise, a DBS reset will be initiated. Note that the most recent fault instance that caused the threshold to be exceeded may or may not have been fault isolated.

Generated By

Dispatcher.

For Whom

System Support Representative.

Notes

None

Remedy

This is merely an informational message.

3215

Message

SQL request text logged after the Dispatcher hit a non-fatal exception.

Explanation

This message, along with the SQL request text, will appear in the log event file to note that the Dispatcher hit a non-fatal exception, provided the SQL request text is available. A related tandem entry may appear in the log event file that describes the nature of the non-fatal exception that was encountered.

Generated By

Dispatcher.

For Whom

System Engineer or Data Base Administrator.

Notes

None

Remedy

Contact your support representative.

3216

Message

The stored procedure attempted to return an external result set.

Explanation

The Stored Procedure returned one or more dynamic result sets but the source of the result sets were from an external connection or a query performed by another stored procedure.

Generated By

Dispatcher.

For Whom

End user

Notes

None

Remedy

The user can only returned result sets generated directly by this stored procedure.

3217

Message

The stored procedure returned a response that has an invalid state.

Explanation

This error occurs if the the phase of a result set request is not correct.

Generated By

Dispatcher.

For Whom

System Support Representative.

Notes

The phase of a returned result set is unexpected.

Remedy

Contact your support representative.

3219

Message

A left-over dynamic resource was released upon detection.

Explanation

After request processing has concluded, all dynamic resources that were used should have been released. Specifically, channels, semaphores, and groups. Here, one such dynamic resource was left-over. To avoid a resource leakage, the left-over dynamic resource was released upon detection. Also, the associated SQL request text will be logged conditionally through a distinct ERRDISODDBALLSQL (3215) log event entry.

Generated By

Dispatcher.

For Whom

System Support Representative.

Notes

None

Remedy

Save the request that caused the problem, and contact your support representative.

3220

Message

RCT program fault.

Explanation

A generic error code for RCT system fault.

Generated By

RCT modules.

For Whom

User.

Notes

None

Remedy

Check RCT.

3221

Message

Replication group does not exist.

Explanation

While processing any RDDDL requests, except ADD group, if the specified group or the group of the specified table is not defined, an error is returned.

Generated By

RCT modules.

For Whom

User.

Notes

None

Remedy

Check RCT GDO file to see if the replication group has been defined.

3222

Message

The specified table does not belong to any replication groups.

Explanation

While processing all table level RDDDL requests, expect ADD table, if the specified table does not belong to a replication group, an error is returned.

Generated By

RCT modules.

For Whom

User.

Notes

None

Remedy

Check RCT GDO file to see if the specified table has been added as an replicated table.

3223

Message

This is an acceptable error.

Explanation

This is actually not an error. This is used internally in the RCT. User and other DBS components should not receive this error.

Generated By

RCT modules.

For Whom

RCT

Notes

None

Remedy

None since this is not an error.

3224

Message

Incorrect replication group or table status.

Explanation

While processing any RDDDL requests, if the current state of the specified replication group or replication table is not in the appropriate state for the RDDDL request, an error is returned.

Generated By

RCT modules.

For Whom

User.

Notes

None

Remedy

Check RCT GDO file or TVM for the status of group or table.

3225

Message

The ReConnect message doesn't match the Connect message.

Explanation

One of the fields in the RepReConnect message doesn't match the original RepConnect message for the group.

Generated By

RCT modules.

For Whom

User.

Notes

None

Remedy

Check the CONNECT command for the replication group.

3226

Message

The requested session is not indoubt.

Explanation

While committing or aborting a RDDDL request, if the status of that particular group or table is not RCTInDoubt, then an error is returned.

Generated By

RCT modules.

For Whom

User.

Notes

None

Remedy

Check RCT GDO file for the current status of the group or table.

3227

Message

The specified table does not exist.

Explanation

The system does not recongnized the specified table.

Generated By

RCT modules.

For Whom

User.

Notes

None

Remedy

Check request.

3228

Message

The Copy ReConnect message does not match the Copy Connect message.

Explanation

One of the fields in the Copy ReConnect message doesn't match the original Copy Connect message for the table.

Generated By

RCT modules.

For Whom

User.

Notes

None

Remedy

Check the Copy Connect command for the table.

3229

Message

The specified replication group has already been defined.

Explanation

While processing a add group request, if the group has already been defined as a replication group, an error is returned.

Generated By

RCT modules.

For Whom

User.

Notes

None

Remedy

Check request and RCT GDO file.

3230

Message

The specified table has already been defined as a replicated table.

Explanation

While processing a add table request, if the table has already been added to a replication group, an error is returned.

Generated By

RCT modules.

For Whom

User.

Notes

None

Remedy

Check request and RCT GDO file or TVM table.

3231

Message

Concurrent change conflict on replication group -- try again.

Explanation

This error is returned if a Group Connect request or a Table Copy Connect request is received while there is another RDDDL change on the group in progress. This error can also be returned if an RDDDL request is received while another request from the intermediary on the group is already in progress. This error can also be returned if an RDDDL request is received and an outdated version number is detected. The version number has just been updated by another RDDDL request that added/dropped table(s) from the replication group.

Generated By

RCT modules.

For Whom

User.

Notes

None

Remedy

Resubmit the request.

3232

Message

The RCT GDO has reached the maximum size.

Explanation

The RCT GDO has reached the maximum possible size, it cannot grow any bigger.

Generated By

RCT modules.

For Whom

User.

Notes

None

Remedy

Clean up the GDO by dropping the groups and/or tables that are not longer needed.

3233

Message

Invalid message received.

Explanation

If RCT received an invalid message kind, an error is returned.

Generated By

RCT modules.

For Whom

User.

Notes

None

Remedy

Check message.

3234

Message

Insufficient memory to perform this operation in the specified Replication group.

Explanation

This error is returned if there are no more space left in RCT global segment to process this request. This could happen when: (1) While trying to create a large replication group with too many tables. (2) While trying to add more tables to an existing replication group that already has too many tables. (3) While trying to connect to a replication group that already has too many tables.

Generated By

RCT modules.

For Whom

User.

Notes

None

Remedy

Remove tables from the specified replication group or split the tables into several replication groups.

3235

Message

The specified replication group does not exist.

Explanation

If the specified group was not found in RCT GDO file, return an error.

Generated By

RCT modules.

For Whom

User.

Notes

None

Remedy

Check RCT GDO file or verify the request.

3236

Message

No RSG or Table entries is found in RCT GDO.

Explanation

No RSG or Table entries associated with the specified replication group is found in RCT GDO file, return an error.

Generated By

RCT modules.

For Whom

User.

Notes

None

Remedy

Check RCT GDO file or verify the request.

3237

Message

Unknown DBS response received.

Explanation

An unknown DBS response has been received by the RCT.

Generated By

RCT modules.

For Whom

User.

Notes

None

Remedy

Trace the DBS response.

3238

Message

Invalid replication group ID detected.

Explanation

Replication Group ID cannot be 0. While processing a Rep-DefGrp request, if the GroupID is 0, an error is returned.

Generated By

RCT modules.

For Whom

User.

Notes

None

Remedy

Re-submit the Rep-DefGrp request with a valid GroupID.

3239

Message

Cannot drop table that is being copied.

Explanation

This error is returned when user trying to drop a table that is being copied.

Generated By

RCT modules.

For Whom

User.

Notes

None

Remedy

Wait for the copy operation to be finished and resubmit the request.

3240

Message

Invalid security Token is provided.

Explanation

The Security Token for the group doesn't match.

Generated By

RCT modules.

For Whom

User.

Notes

None

Remedy

Re-submit the Connect request with a valid Security Token.

3243

Message

Maximum number of Replication Groups allowed has been reached.

Explanation

The maximum number of Replication Groups allowed in the database at this moment has been reached.

Generated By

RCT modules.

For Whom

User.

Notes

None

Remedy

Drop unused group(s) before creating a new group.

3244

Message

Maximum number of Replicated tables allowed for this replication group has been reached.

Explanation

The maximum number of replicated tables allowed for the group has been reached.

Generated By

RCT modules.

For Whom

User.

Notes

None

Remedy

Drop the unused replicated tables from the group before adding new tables.

3245

Message

Maximum number of Replicated tables allowed for this system has been reached.

Explanation

Either the maximum number of replicated tables allowed for the system has been reached.

Generated By

RCT modules.

For Whom

User.

Notes

None

Remedy

Drop the unused replicated tables from the group or from the other groups before adding new tables.

3250

Message

User does not have the necessary Access Right for this request.

Explanation

The user does not have the proper access rights to execute this request.

Generated By

PFMUstsk.

For Whom

End User.

Notes

None

Remedy

Obtain the necessary access right and resubmit the request.

3251

Message

Required Input Data Parcel missing or wrong size for this request.

Explanation

An input Data Parcel is missing, or the size of the parcel is incorrect.

Generated By

PFMUstsk.

For Whom

Application programmer.

Notes

None

Remedy

Correct the error and resubmit the request.

3252

Message

Invalid Session Id/User Name pair. Name does not match SessionId.

Explanation

The user name specified in the request does not match that of the user logged on via the session id.

Generated By

PFMUstsk.

For Whom

End User.

Notes

None

Remedy

Correct the error and resubmit the request. The IDENTIFY SESSION request can be used to determine the correct user name if the session id and host id are known.

3253

Message

Monitor Access Denied: User has no Monitor Privileges.

Explanation

The user does not have the proper access rights to execute this Monitor request.

Generated By

PFMUstsk.

For Whom

End User.

Notes

None

Remedy

Obtain the proper access right and resubmit the request.

3254

Message

The specified Version is not supported.

Explanation

The user-specified Monitor Version Id is not supported in the current version of Teradata software or the new PMPC command is not supported in the specified Monitor Version.

Generated By

PFMUstsk.

For Whom

End User.

Notes

None

Remedy

Correct the error and resubmit the request.

3255

Message

Invalid Session or Resource Rate.

Explanation

The Rate the user specified in a SET RESOURCE RATE request is not in the range 0 to 3600, inclusive. Or the rate the user specified in a SET SESSION RATE request is not in the range of 1 to 3600, inclusive. Note that the rate of zero is not allowed in SET SESSION RATE.

Generated By

PFMUstsk.

For Whom

End User.

Notes

None

Remedy

Correct the error and resubmit the request.

3256

Message

No such Session is currently logged on.

Explanation

The Session Id specified in the request is not logged on to the given PE.

Generated By

PFMUstsk.

For Whom

End User.

Notes

None

Remedy

Correct the error and resubmit the request.

3257

Message

The specified Table Identifier does not exist. %VSTR

Explanation

The Table Identifier specified in the request does not exist in the current Database.

Generated By

PFMUsTsk.

For Whom

End User.

Notes

None

Remedy

Correct the error and resubmit the request.

3258

Message

The specified User/Database Identifier does not exist.

Explanation

The User/Database Identifier specified in the request does not exist in the current database.

Generated By

PFMUsTsk.

For Whom

End User.

Notes

None

Remedy

Correct the error and resubmit the request.

3259

Message

The LIST SESSIONS option must have a value of Y,y,N,n,BLANK or NULL.

Explanation

The value given for the LIST SESSIONS option of an ABORT SESSION request is not one of the following characters: "Y", "y", "N", "n", BLANK, or NULL. The LIST SESSIONS option is used to specify whether the user wishes to be given the list of sessions identified as matching the abort criteria.

Generated By

PFMUstsk.

For Whom

End User.

Notes

None

Remedy

Correct the error and resubmit the request.

3260

Message

The LOGOFF SESSIONS option must have a value of Y,y,N,n,BLANK or NULL.

Explanation

The value given for the LOGOFF SESSIONS option of an ABORT SESSION request is not one of the following characters: "Y", "y", "N", "n", BLANK, or NULL. The LOGOFF SESSIONS option is used to specify whether the aborted sessions are to be logged off after the aborting is complete.

Generated By

PFMUstsk.

For Whom

End User.

Notes

None

Remedy

Correct the error and resubmit the request.

3261

Message

The OVERRIDE option must have a value of Y,y,N,n,BLANK or NULL.

Explanation

The value given for the OVERRIDE option of an ABORT SESSION request is not one of the following characters: "Y", "y", "N", "n", BLANK, or NULL. The OVERRIDE option is used to specify whether the ABORT SESSION request should skip sessions that have an In-Doubt transaction, are being Switched to another PE, or are already executing their own ABORT SESSION requests.

Generated By

PFMUsTsk.

For Whom

End User.

Notes

None

Remedy

Correct the error and resubmit the request.

3262

Message

The LOCAL CHANGE option must have a value of Y,y,N,n,BLANK or NULL.

Explanation

The value given for the LOCAL CHANGE option of a SET SESSION RATE request is not one of the following characters: "Y", "y", "N", "n", BLANK, or NULL.

Generated By

PFMUsTsk.

For Whom

End User.

Notes

None

Remedy

Correct the error and resubmit the request.

3263

Message

The LOGGING CHANGE option must have a value of Y,y,N,n,BLANK or NULL.

Explanation

The value given for the LOGGING CHANGE option of a SET RESOURCE RATE request is not one of the following characters: "Y", "y", "N", "n", BLANK, or NULL.

Generated By

PFMUstsk.

For Whom

End User.

Notes

None

Remedy

Correct the error and resubmit the request.

3264

Message

This error code is OBSOLETE.

Explanation

This error code, valid prior to V2R2, is now OBSOLETE.

Generated By

None.

For Whom

None.

Notes

None

Remedy

None.

3265

Message

Transaction has been Aborted by Administrator or Operations Staff.

Explanation

Someone with the proper Access Right has completed executing an ABORT SESSION command from a Host, OR, someone has completed executing an ABORT SESSION command from the DBC Console -DBW (which requires no Access Right).

Generated By

PFMUsTsk or PFMCOTsk.

For Whom

Operations Staff.

Notes

This message is informational. The ABORT SESSION rolled back work in progress for the affected sessions and may optionally have logged those sessions off the Teradata DBS.

Remedy

None.

3266

Message

Transaction has been Aborted and Session Logged Off by Operations Staff.

Explanation

Someone with the proper Access Right has completed executing an ABORT SESSION command from a Host, OR, someone has completed executing an ABORT SESSION command from the DBC Console - DBW (which requires no Access Right), and the command

was issued with the LOGOFF SESSIONS option, thus forcing one or more sessions off the Teradata DBS.

Generated By

PFMUstsk or PFMCotsk.

For Whom

Operations Staff.

Notes

This message is informational.

Remedy

None.

3267

Message

No sessions meet the Abort criteria.

Explanation

An attempt was made to execute an ABORT SESSION request, but the request failed because no session met the specified selection criteria.

Generated By

PFMCotsk.

For Whom

End User.

Notes

None

Remedy

Resubmit the request after modifying the criteria.

3268

Message

Command Disallowed: An identified session is not currently Abortable.

Explanation

The ABORT SESSION request from the Teradata DBS Console could not be honored as specified. Additional information is included in the error log. Each ABORT SESSION request locks up some resources available to the PFMCOTsk and may lead to resource exhaustion under the following conditions: 1. The system is under heavy load. 2. The user had issued a number of "abort session ..." requests that are queued up and have not completed processing. Under such a scenario, instead of restarting the DBS, this error is returned back to the user so that the request can be resubmitted at a later time. Depending on the available resources for the PFMCOTsk, the "abort session..." request will be processed to completion.

Generated By

PFMCOTsk.

For Whom

System Operator.

Notes

None

Remedy

Determine the cause for the failure, correct the problem, and resubmit the request.

3269

Message

Warning: An identified session is not currently Abortable.

Explanation

A session selected to be aborted by an ABORT SESSION request is in a state that precludes its being aborted. Any (other) abortable sessions selected by the same request will be aborted. A session is in such a state under the following conditions: 1. The session is doing a transaction commit or rollback and the LOGOFF SESSIONS option was not specified for this ABORT SESSION request. 2. The session is in-doubt (using the Two Phase Commit protocol) or executing an ABORT SESSION request, itself, and the OVERRIDE option was specified for this ABORT SESSION request. 3. The session is being switched to another PE and the LOGOFF SESSIONS and OVERRIDE options were specified for this ABORT SESSION request.

Generated By

PFMUstsk.

For Whom

End User.

Notes

None

Remedy

This is a warning; no remedy is necessary.

3270

Message

Warning: DBC Recovery has occurred.

Explanation

The returned Resource/Session Usage values may have been affected by a System Restart or Single Processor Recovery.

Generated By

PFMUstsk.

For Whom

End User.

Notes

None

Remedy

This message is informational. Its purpose is to warn the user that the usage values may not reach a steady state until the requests on the Teradata system attain their normal level of activity.

3271

Message

Data Unavailable: Resource Usage Sampling is not currently enabled.

Explanation

The user requested Resource monitoring, but the ResMonitor Rate is zero.

Generated By

PFMUstsk.

For Whom

End User.

Notes

None

Remedy

Set the ResMonitor Rate to a valid non-zero value, wait for at least one collection period to expire, and resubmit this request.

3272**Message**

Warning: Resource Data is incomplete because %VSTR.

Explanation

Resource Usage data is incomplete for one of the following reasons: 1. The Teradata system has gone through recovery and a full collection period has not expired since. 2. The Resource Monitor Rate has been changed and a full collection period has not expired since. 3. For the MONITOR SUMMARY request only, Resource Monitoring is not enabled.

Generated By

PFMUstsk.

For Whom

End User.

Notes

None

Remedy

Wait for a full collection period to expire and resubmit the request, or in the case of a MONITOR SUMMARY request when the Resource Monitoring is not enabled, set the Resource Monitor Rate to a valid non-zero value, wait for a full collection period to expire, and resubmit the request.

3273

Message

Warning: Resource Monitoring rate has been altered.

Explanation

The returned Resource Usage data supplied by this request may be of greater or lesser accuracy than previous executions of this command due to the change in the Resource Monitoring Rate.

Generated By

PFMUstsk.

For Whom

End User.

Notes

None

Remedy

This warning is informational.

3274

Message

Data Unavailable: Session Usage sampling is not currently enabled.

Explanation

The MONITOR SESSION request failed because both the Local and the System-wide Session Monitoring Rates are zero.

Generated By

PFMUstsk.

For Whom

End User.

Notes

None

Remedy

Set the Session Monitoring Rate to a valid non-zero value, wait for a full collection period to expire, and resubmit this request.

3275

Message

Warning: Session Data is incomplete because %VSTR.

Explanation

Session Usage data is incomplete for one of the following reasons: 1. The Teradata system has gone through recovery and a full collection period has not expired since. 2. The Resource Monitor Rate has been changed and a full collection period has not expired since.

Generated By

PFMUstsk.

For Whom

End User.

Notes

None

Remedy

Wait for a full collection period to expire and resubmit the request.

3276

Message

Warning: Session Monitoring Rate has been altered.

Explanation

The Session Usage data returned by this request may be of greater or lesser accuracy than previous executions of this command due to the change in the Session Monitoring Rate.

Generated By

PFMUstsk.

For Whom

End User.

Notes

None

Remedy

This warning is informational.

3277

Message

An informative event was logged.

Explanation

This is a general error code used as a wrapper for informational messages. The specific information is encoded within the event message.

Generated By

PFMCoTsk, PfmUMain, SesPMain tasks

For Whom

System Operator

Notes

None

Remedy

None. The messages generated under this code are informational.

3278

Message

Monitor Access Denied: No Monitor Session available

Explanation

The user is denied the logon because all Monitor sessions are currently in use on the given PE. Each online PE can support up to four Monitor sessions. Open API: There are no more monitor partition session contexts available on the given PE to process Open API request.

Generated By

PFMUsTsk.

For Whom

End User.

Notes

None

Remedy

Attempt to logon on through a different PE that does has not reached it Monitor session limit or logon later when there is a Monitor session available. Open API: Resubmit the request through a different BTEQ session on a different PE or close a PM API application on the PE and resubmit the Open API request.

3279

Message

There are no more Monitor Sessions available.

Explanation

The Teradata system has reached the maximum number of Monitor sessions that are allowed to be logged on at one time. The Teradata system has a system-wide limit of 128 concurrent Monitor sessions.

Generated By

PFMUStsk.

For Whom

End User.

Notes

None

Remedy

Wait for a logged-on Monitor user to log off and resubmit the logon request.

3280

Message

Request not allowed now. System is not online.

Explanation

An attempt was made to execute a Monitor request from the Teradata Console before the system was fully online.

Generated By

PFMCoTsk.

For Whom

System Operator.

Notes

None

Remedy

Resubmit the request after the Teradata system has come fully online.

3281

Message

Internal Error: Inconsistent Monitor software condition detected.

Explanation

An unexpected internal error occurred and the Monitor software forced a Teradata restart.

Generated By

PFMUsTsk or PFMCoTsk.

For Whom

Support Representative.

Notes

None

Remedy

Save all relevant information and the crash dump and notify your Support Representative.

3282

Message

Internal Error: Unexpected thread event detected.

Explanation

Monitor software detected an unexpected thread event and forced a Teradata restart.

Generated By

PFMUstsk or PFMCotsk.

For Whom

Support Representative.

Notes

None

Remedy

Save all relevant information and the crash dump and notify your Support Representative.

3283

Message

Internal Error: No free context blocks are available.

Explanation

Monitor software detected that the running task had run out of one of the various types of context blocks, and so it forced a Teradata restart.

Generated By

PFMCotsk or PFMUstsk.

For Whom

Support Representative.

Notes

None

Remedy

Save all relevant information and the crash dump and notify your Support Representative.

3284

Message

Internal Error: Error message not found in table.

Explanation

A PFMUsTsk software module attempted to get the text of an error message that was not in its cache. This is an internal-only informational code and should have no user visibility.

Generated By

PFMUsTsk.

For Whom

PFMUsTsk.

Notes

None

Remedy

None. This is an internal-only code.

3285

Message

Internal Error: The Monitor session entry does not exists.

Explanation

A session that exists in the Monitor User Task (PFMUsTsk) is unknown to the Monitor Coordinator Task (PFMCoTsk). PFMCoTsk forces a Teradata restart when it detects this inconsistent condition.

Generated By

PFMCoTsk.

For Whom

Support Representative.

Notes

None

Remedy

Save all relevant information and the crash dump and notify your Support Representative.

3286

Message

Internal Error: No free segment pages are available.

Explanation

PFMCoTsk detected that the it had attempted to use too many predefined segment pages, and so it forced a Teradata restart.

Generated By

PFMCoTsk.

For Whom

Support Representative.

Notes

None

Remedy

Save all relevant information and the crash dump and notify your Support Representative.

3287

Message

Internal Error: The Monitor session already exists.

Explanation

The Monitor session to be logged onto the system already exists in either PFMUsTsk or PFMCoTsk. Whichever of the two detects the error forces a Teradata restart.

Generated By

PFMCoTsk or PFMUsTsk.

For Whom

Support Representative.

Notes

None

Remedy

Save all relevant information and the crash dump and notify your Support Representative.

3288

Message

Warning: Response limit exceeded. Logoff and start over again.

Explanation

There is a limit to the number of outstanding requests for PMPC sessions. If a response to the request is allowed to pile up by an application, this error occurs. A response is kept by the Teradata system until we know the user is done with it at which point it is cancelled.

Generated By

PFMUsTsk.

For Whom

End User.

Notes

None

Remedy

Change the application to keep fetching the response until the end of the record is reached or log off the session to clean up all pending request.

3289

Message

Invalid Rate: the Logging Sample Rate must be an integral multiple of the Monitoring Sample Rate.

Explanation

The value given for the Logging rate of a SET RESOURCE RATE request is not a whole multiple of the Monitor rate in effect. OR The value given for the Monitor rate of a SET RESOURCE RATE request is not an even denominator of the Logging rate in effect.

Generated By

PFMUsTsk.

For Whom

End User.

Notes

None

Remedy

Select an acceptable rate that fits the criterion and resubmit the request.

3290

Message

The VIRTUAL CHANGE option must have a value of Y,y,N,n,BLANK or NULL.

Explanation

The value given for the VIRTUAL CHANGE option of a SET RESOURCE RATE request is not one of the following characters: "Y", "y", "N", "n", BLANK, or NULL.

Generated By

PFMUstsk.

For Whom

End User.

Notes

None

Remedy

Correct the error and resubmit the request.

3292

Message

No such Account is currently logged on.

Explanation

The Account Id specified in the request is a invalid Account. It could have been removed or changed, or never existed.

Generated By

PFMUstsk.

For Whom

End User.

Notes

None

Remedy

Check the Status of the Account entered.

3293

Message

Fail to update session table with new Account.

Explanation

PMPC failed to update DBC.SESSIONTBL with the after the command SET SESSION ACCOUNT.

Generated By

CONTSK

For Whom

End User.

Notes

None

Remedy

Check the Status of DBC.SESSIONTBL. Try the command again. If still failed contact the your Support Representative.

3294

Message

Invalid session/request indicator value for SET SESSION ACCOUNT.

Explanation

The session/request indicator of the SET SESSION ACCOUNT command must have a value of 'Y', 'y', 'N', or 'n'. 'Y' or 'y' indicates the SET SESSION ACCOUNT change is on a session level. 'N' or 'n' indicates the account change is on a request level.

Generated By

PFMUstsk.

For Whom

End User.

Notes

None

Remedy

Correct the error and resubmit the request.

3295

Message

Invalid session specified.

Explanation

The session specified in the SET SESSION ACCOUNT command is invalid. It cannot be the same as the monitor session that issued the SET SESSION ACCOUNT command.

Generated By

PFMUstsk.

For Whom

End User.

Notes

None

Remedy

Correct the error and resubmit the request.

3296

Message

PM/PC command processing timed out.

Explanation

This error is designed to be a general timeout but non-fatal indicator during SET SESSION ACCOUNT, MONITOR SESSION or MONITOR SQL commands processing. For MONITOR SESSION timeout only: A snapshot dump is taken on the first timeout. There will be a wait time of 60 minutes for next snapshot dump. No snapshot dump will be taken if another Monitor Session timeout occurs within 60 minutes. For MONITOR SQL timeout only: The timeout wait

interval is user specifiable in PMPC_TimeoutSec field in dbscontrol gdo. The default timeout interval is 60 seconds. Some values have special meaning: 0: Disables Monitor SQL timeout. Monitor SQL request will wait for the response forever. This error, 3296, is never returned. 60: The dispatcher worker task's state is checked externally and if the task is blocked to receive and process Monitor SQL request then this timeout error (3296) is returned immediately rather than waiting for 60 seconds. Note that Monitor SQL processing can still take longer than 60 seconds and 3296 may be returned if the Monitor SQL request has been delivered, but waiting for some shared resources within the target dispatcher worker task. 61: Same as 60, but only applies if Stored Procedure is running on the target session whereas 60 applies to all kinds of requests running on the target session. N: Any other values, 1 - 59 and 62 - 3600, will cause Monitor SQL request to time out and return 3296 after N seconds.

Generated By

CONTSK (by order of PPMCOTSK), SESPMAIN, PPMCOTSK or PFMUMAIN tasks

For Whom

End User.

Notes

None

Remedy

Just retry, or check the session itself.

3297

Message

The session is not currently executing SQL.

Explanation

This error is to be returned to the user when a monitor sql request has been issued to a session that is not currently executing SQL (i.e. the amps are not processing a SQL request). This also includes a situation where Monitor SQL has been issued while SQL request is being parsed and PE state is in PARSING-WAIT state. This can also be returned if the session is currently processing an IPE request and the request is being evaluated by TDWM or is in TDWM delay queue.

Generated By

DisWorkT

For Whom

End User.

Notes

None

Remedy

Just retry, or check the session itself.

3298

Message

PM/API SET SESSION ACCOUNT not allowed with TDWM workload class or TDWM transition in progress.

Explanation

When TDWM Workload Class is enabled SET SESSION ACCOUNT is not allowed as it is not compatible in this environment. TDWM WD ASSIGNMENT is available to move a request's Workload Definition to a different one. OR The TDWM Rule cache is in a transition phase due to a rule set change.

Generated By

DisWorkT

For Whom

End User.

Notes

None

Remedy

Use TDWM WD ASSIGNMENT command. OR Retry, or check the session itself.

3299

Message

Invalid PE Vproc Number.

Explanation

The PE Vproc No specified in the request is not a valid PE Vproc No or the PE Vproc is offline.

Generated By

PFMUstsk.

For Whom

End User.

Notes

None

Remedy

Correct the error and resubmit the request.

3300

Message

Invalid Scope.

Explanation

The Scope specified is invalid.

Generated By

PFMUstsk.

For Whom

End User.

Notes

None

Remedy

Correct the error and resubmit the request.

3301

Message

Target WD is invalid or inactive.

Explanation

WD id specified as input parameter is invalid or inactive.

Generated By

Dispatcher task.

For Whom

End User.

Notes

None

Remedy

Correct the error and resubmit the request.

3302

Message

TDWM information is not available.

Explanation

The PMPC command submitted requires a TDWM capability that is currently not available. This could be a category that is not enabled or that the entire TDWM feature is not being used.

Generated By

Dispatcher task.

For Whom

End User.

Notes

None

Remedy

Correct the error and resubmit the request.

3303

Message

This is a load utility session.

Explanation

TDWM WD ASSIGNMENT with REQUEST scope is not allowed on a load utility session.

Generated By

Dispatcher task.

For Whom

End User.

Notes

None

Remedy

Correct the error and resubmit the request.

3305

Message

The request cannot be found for this session.

Explanation

The specific request number supplied cannot be found for this session.

Generated By

Dispatcher task.

For Whom

End User.

Notes

None

Remedy

Correct the error and resubmit the request.

3306

Message

The request cannot be released or aborted.

Explanation

The specific request specified cannot be released or aborted. This could be a request for Replication which is controlled internally.

Generated By

Dispatcher task.

For Whom

End User.

Notes

None

Remedy

Correct the error and resubmit the request.

3307

Message

Invalid TDWM Rule specification. %VSTR

Explanation

An attempt to specify a TDWM Rule dynamically was done with invalid parameters for a rule specification.

Generated By

Dispatcher task.

For Whom

End User.

Notes

None

Remedy

Correct the error and resubmit the request.

3308

Message

Invalid TDWM Object specification. %VSTR

Explanation

An attempt to specify a TDWM Object dynamically was done with invalid parameters for an object specification.

Generated By

Dispatcher task.

For Whom

End User.

Notes

None

Remedy

Correct the error and resubmit the request.

3309

Message

Invalid TDWM request specified. %VSTR

Explanation

The TDWM message command was given an invalid request type or an invalid user/password was specified.

Generated By

Dispatcher task.

For Whom

End User.

Notes

None

Remedy

Correct the error and resubmit the request.

3310

Message

TDWM Control operation already in process

Explanation

TDWM Control operation is currently in process. Wait for this operation to complete before attempting another operation.

Generated By

Dispatcher task.

For Whom

End User.

Notes

None

Remedy

Correct the error and resubmit the request.

3311

Message

Invalid TDWM control parameters

Explanation

The request type, config id, or other TDWM control parameter value is invalid.

Generated By

Dispatcher task.

For Whom

End User.

Notes

None

Remedy

Correct the error and resubmit the request.

3312

Message

TDWM configuration is not running

Explanation

An Enable, Disable, or Apply operation can only be applied to the current TDWM configuration.

Generated By

Dispatcher task.

For Whom

End User.

Notes

None

Remedy

Correct the error and resubmit the request.

3313

Message

TDWM control logon error. %VSTR

Explanation

The TDWM control operation failed because a logon failure occurred.

Generated By

Dispatcher task.

For Whom

System Operator.

Notes

None

Remedy

The TDWM database no longer exists, or the password has changed. Correct the error and resubmit the request.

3314

Message

TDWM database access error. %VSTR

Explanation

The TDWM control operation failed because an error occurred when reading the TDWM database.

Generated By

Dispatcher task.

For Whom

System Operator.

Notes

None

Remedy

Access to the TDWM database may be temporarily unavailable, or the configuration may be corrupted. If this error persists, contact support.

3315

Message

TDWM database version error. %VSTR

Explanation

The TDWM control operation failed because the database version is incompatible with the current TDWM software.

Generated By

Dispatcher task.

For Whom

System Operator.

Notes

None

Remedy

The TDWM database should be migrated to the current version.

3316

Message

TDWM configuration is invalid. %VSTR

Explanation

The TDWM control operation failed because the config id specified does not exist, or the TDWM dynamic rule operation failed because the applicable rules category is not enabled.

Generated By

Dispatcher task.

For Whom

End user.

Notes

None

Remedy

Specify a valid config id and resubmit the request.

3317

Message

TDWM rule name or owner invalid. %VSTR

Explanation

The TDWM dynamic rule operation failed because the rule name already exists for a create, or for other operations the rule name does not exist or is not a dynamic rule.

Generated By

Dispatcher task.

For Whom

End user.

Notes

None

Remedy

Specify a valid config id and resubmit the request.

3318

Message

Response message size is too small.

Explanation

Most of TDWM PM/PC commands do not support continue request. This means all response parcels including End Request parcel must fit in one message. This error indicates the response message size specified is less than the minimum or it is too small to process all response parcels.

Generated By

Pfmustsk task.

For Whom

End user.

Notes

None

Remedy

Increase the response message size and resubmit the request.

3319

Message

TDWM control command timed out.

Explanation

The TDWM control command, or command sequence in the case of dynamic rules, did not complete within 5 minutes and was automatically timed out.

Generated By

Pfmustsk task.

For Whom

End user.

Notes

None

Remedy

Resubmit the request.

3321

Message

Monitor Subsystem recovery is in progress. Please retry in a few minutes.

Explanation

PM/PC Monitor Subsystem is being restarted due to an internal software error. The Monitor subsystem will be available again after full automatic recovery.

Generated By

PFMUstsk.

For Whom

End User.

Notes

None

Remedy

Retry in a few minutes.

3322

Message

TDWM internal error. %VSTR

Explanation

An internal software occurred which prevents TDWM from completing the request. Additional information is provided in the error message, and in the DBC.TdwmEventLog table.

Generated By

Pfmustsk task.

For Whom

End user.

Notes

None

Remedy

Review logged error and resolve before attempting to resubmit the request.

3323

Message

The TDWM Event is not defined.

Explanation

The event that was supplied in this request is not defined in the current rule set. An error should be logged in the DBC.TdwmEventLog table.

Generated By

Pfmustsk task.

For Whom

End user.

Notes

None

Remedy

Review logged error and resolve before attempting to resubmit the request.

3324

Message

More data exists than was returned.

Explanation

This is a warning that there were more records to be returned than would fit into the response buffer.

Generated By

Pfmustsk task.

For Whom

End user.

Notes

None

Remedy

Increase the size of the response buffer if all records are desired.

3325

Message

Invalid Threshold in MONITOR AWT RESOURCE.

Explanation

Invalid threshold has been specified as input argument of MONITOR AWT RESOURCE; PM/API command. Thresholds must be defined in ascending order and cannot contain gaps. Thresholds that are not used must be set to -1. The minimum valid threshold is 0.

Generated By

Pfmustsk task.

For Whom

End user.

Notes

None

Remedy

Correct threshold value and resubmit the request.

3326

Message

The session cannot be found.

Explanation

The specific session number supplied cannot be found.

Generated By

Dispatcher task.

For Whom

End User.

Notes

None

Remedy

Correct the error and resubmit the request.

3327

Message

A utility session in delay queue has been aborted by Administrator or Operations Staff.

Explanation

Someone with the proper Access Right has completed executing an TDWM DELAY REQUEST CHANGE Abort Utility Session option and the specified utility session in delay queue has been aborted and logged off.

Generated By

Dispatcher task.

For Whom

End User.

Notes

None

Remedy

None.

3328

Message

An error occurred during data collection.

Explanation

An error occurred during data collection. This could be either one time error or persistent error. There may be a snapshot dump taken due to this error. Please check event or messages log. If this error persists the PFM subsystem may be disabled.

Generated By

PFMCoTsk and Pfmsmain tasks

For Whom

End User, Support Representative.

Notes

None

Remedy

Resubmit the request. Save all relevant information and the crash dump and notify your Support Representative.

3329

Message

Query Band is in transition state. Please try again

Explanation

An error occurred during QueryBand retrieval.

Generated By

ConTsk

For Whom

End User.

Notes

None

Remedy

Resubmit the request.

3330

Message

Timed out request clean up is still in progress. Please try again in a few minutes.

Explanation

The clean up for previous timed out request has not completed. When a request is timed out, there are pending response messages from other PMPC tasks. Timed out request clean up is completed when all expected response messages are received. Until the response messages are received, new requests would be delayed. Therefore to relieve congestion no new requests are permitted while the response messages for the timed out request are outstanding. New requests are rejected with this error.

Generated By

pfmustsk task

For Whom

End User.

Notes

None

Remedy

Resubmit the request.

3331

Message

The API is obsolete.

Explanation

The API is obsolete in the current release.

Generated By

pfmustsk task

For Whom

End User.

Notes

None

Remedy

Use a different API.

3332

Message

Duplicate request submitted.

Explanation

If asynchronous Abort aborted previous request and exactly the same request, including the input parameters, has been submitted while the abort is in progress this error is returned.

Generated By

pfmustsk task

For Whom

End User or PM API application.

Notes

None

Remedy

Wait and resubmit or submit a different PM API command.

3333

Message

Asynchronous Abort has been accepted.

Explanation

Asynchronous Abort has been accepted and the current request on the session been aborted.

Generated By

pfmustsk task

For Whom

PM API application.

Notes

This message is informational and in response to asynchronous Abort request.

Remedy

None.

3400

Message

Start request parcel does not contain all required fields.

Explanation

Not all required fields were present in the start request parcel. The start request parcel generally contains a function code, a logoff flag, a logical hostid, a coordinator id and a session list.

Generated By

Resolver Base Module.

For Whom

End User.

Notes

None

Remedy

Reformat the parcel and resubmit the request.

3401

Message

Invalid function code in the request parcel.

Explanation

This error occurs if the function code in the start request parcel was not 1-6. The function code is the first field of the Resolver Base Module start request parcel - possible values are: 1 - Return a list of in-doubt transactions. 2 - Commit all in-doubt transactions. 3 - Commit specific in-doubt transactions. 4 - Rollback all in-doubt transactions. 5 - Rollback specific in-doubt transactions. 6 - Return a list of coordinators.

Generated By

Resolver Base Module.

For Whom

End User.

Notes

None

Remedy

Change function code and resubmit.

3402

Message

Coordinator name is shorter than specified or the length is invalid.

Explanation

This error occurs if more bytes were specified than were contained in the coordinator id string, or the length of the coordinator id is invalid.

Generated By

Resolver Base Module.

For Whom

End User.

Notes

None

Remedy

Change the length or the coordinator id and resubmit.

3403

Message

Request parcel contains fewer session ids than specified.

Explanation

This error occurs if more session ids were specified than the parcel had room for. Either the length of the parcel, or the session count in the start request parcel is incorrectly specified.

Generated By

Resolver Base Module.

For Whom

End User.

Notes

None

Remedy

Reduce the number of session ids in the request parcel, or reduce the parcel length, and resubmit the request.

3404

Message

No more output to send for the continue request.

Explanation

A continue request was sent, but the DBS had no more output.

Generated By

Resolver Base Module.

For Whom

End User.

Notes

None

Remedy

None necessary.

3405

Message

Session %VSTR not found or does not have an in-doubt transaction.

Explanation

The specified session listed in the start request parcel was not found, or the session did not have an in-doubt transaction.

Generated By

Resolver Base Module.

For Whom

End User.

Notes

None

Remedy

Remove the incorrect in-doubt session id and resubmit.

3406

Message

The RBM session %VSTR does not exist.

Explanation

This error occurs if the RBM session for the request was not found. The error is most likely due to a host application programming error.

Generated By

Resolver Base Module.

For Whom

End User.

Notes

None

Remedy

Correct the session number and resubmit.

3407

Message

A specified RBM request does not exist.

Explanation

The request was not found. The error is most likely due to a host application programming error.

Generated By

Resolver Base Module.

For Whom

End User.

Notes

None

Remedy

Correct the CLI request number and resubmit.

3408

Message

Unable to access session %VSTR with in-doubt transaction.

Explanation

The Resolver Base Module could not access the session specified, possibly because the session is locked by another DBS task.

Generated By

Resolver Base Module

For Whom

End User.

Notes

None

Remedy

Resubmit the request - the transaction may have been resolved. Display the list of sessions having in-doubt transactions and verify.

3409

Message

The parcel length is invalid.

Explanation

The parcel length specified does not agree with the expected value.

Generated By

Resolver Base Module

For Whom

End User.

Notes

None

Remedy

Correct the parcel length and resubmit the request.

3410

Message

The input buffer size specified in the response parcel is too short.

Explanation

The input buffer size specified in the response parcel is too small to hold one record.

Generated By

Resolver Base Module

For Whom

End User.

Notes

The FAILURE parcel in which this error is returned indicates the minimum buffer size required in the information field.

Remedy

Enlarge the input buffer to the size returned in the informatin field of this FAILURE parcel and resubmit the request.

3411

Message

The request parcel flavor specified is invalid.

Explanation

The flavor of the request parcel is invalid.

Generated By

Resolver Base Module

For Whom

End User.

Notes

None

Remedy

Check the parcel flavor and resubmit the parcel.

3412

Message

The respond parcel flavor specified is invalid.

Explanation

The flavor of the respond parcel is invalid. For the Resolver Base Module, the flavor of the respond parcel must be either RESP or CANCEL.

Generated By

Resolver Base Module

For Whom

End User.

Notes

None

Remedy

Check the parcel flavor and resubmit the parcel.

3413

Message

A specified host does not exist.

Explanation

The host id specified in the start request parcel was not found.

Generated By

Resolver Base Module.

For Whom

End User.

Notes

None

Remedy

Verify the host id and resubmit the start request parcel.

3414

Message

Invalid host character set.

Explanation

The host character set specified in the message header is invalid.

Generated By

Resolver Base Module.

For Whom

Support Representative.

Notes

None

Remedy

Contact your Support Representative.

3415

Message

An active request exists for this session.

Explanation

The Resolver Base Module already has an active request under the specified session number.

Generated By

Resolver Base Module.

For Whom

End User.

Notes

None

Remedy

Wait for the active request to finish and resubmit this request.

3416

Message

This request has been aborted.

Explanation

This message indicates that an abort of the request was initiated by the user.

Generated By

Resolver Base Module.

For Whom

End User.

Notes

None

Remedy

None.

3417

Message

An unknown error code has been generated by the Resolver Base Module.

Explanation

The Resolver Base Module is unable to retrieve the error message from the table DBC.ErrorMsgs based on an error code generated internally.

Generated By

Resolver Base Module.

For Whom

Support Representative.

Notes

None

Remedy

Verify the DBC.ErrorMsgs table has been loaded (via DIPERRS). Save all information. Contact your Support Representative.

3418

Message

Invalid logoff flag in the request parcel.

Explanation

The logoff flag in the start request parcel was not 0 or 1.

Generated By

Resolver Base Module.

For Whom

End User.

Notes

None

Remedy

Change the logoff flag to 1 to logoff the resolved sessions, or change it to zero.

3419

Message

Run Unit Id not found or does not have an in-doubt transaction.

Explanation

The run unit id listed in the start request parcel was not found, or the session did not have an in-doubt transaction.

Generated By

Resolver Base Module.

For Whom

End User.

Notes

None

Remedy

Check the in-doubt transactions and their run unit ids. Remove the offending run unit id and resubmit the request.

3420

Message

The macro DBC.TWOPCRULE does not exist.

Explanation

The DBC.TwoPCRule macro was not installed and the user attempted to log onto the Resolver Base Module.

Generated By

Resolver Base Module.

For Whom

System Administrator. Note: User must have the EXECUTE privilege on a macro called DBC.TwoPCRule. If the macro does not exist, or the user does not have the EXECUTE privilege, the logon will fail.

Notes

None

Remedy

Verify that the macro exists on the system. The macro DBC.TwoPCRule can be created by running DIPVIEWS. Save all information, then contact your Support Representative.

3421

Message

RBM failed to insert a row to DBC.InDoubtResLog.

Explanation

This error occurs if the Resolver Base Module is unable to insert a row in the audit trail table, DBC.InDoubtResLog.

Generated By

Resolver Base Module

For Whom

System Administrator.

Notes

None

Remedy

Verify the table exists. The table DBC.InDoubtResLog can be created by running the DIPVIEWS. Save all information, then contact your Support Representative.

3425

Message

Internal error: Internal error detected by RBM.

Explanation

The Resolver Base Module has determined that the DBC has handled a request incorrectly.

Generated By

Resolver Base Module

For Whom

Support Representative.

Notes

None

Remedy

Save all information. Contact your Support Representative.

3426

Message

Internal error: An unknown thread state inside the RBM.

Explanation

The Resolver Base Module has received a thread with an unknown state from the Multi-Threaded Kernel.

Generated By

Resolver Base Module

For Whom

Support Representative.

Notes

None

Remedy

Save all information. Contact your Support Representative.

3427

Message

Internal error: RBM ran out of contexts.

Explanation

The Resolver Base Module is unable to allocate space for a user request.

Generated By

Resolver Base Module

For Whom

Support Representative.

Notes

None

Remedy

Save all information. Contact your Support Representative.

3428

Message

Internal error: RBM failed to resolve quiesced session %VSTR.

Explanation

The Resolver Base Module is unable to resolve the indicated quiesced (locked) session. The failure is indicated by a failure response from the parser, or from the AMPs for RBM's commit/abort session request.

Generated By

Resolver Base Module

For Whom

Support Representative.

Notes

None

Remedy

Save all information. Contact your Support Representative.

3429

Message

Dispatcher is unable to rollback or commit, one or more in-doubt transactions.

Explanation

During rollback or commit processing, the Dispatcher raised the exception upon detecting one of the following conditions: 1) An affected session or transaction is in an inconsistent state. 2) An affected transaction has a pending request.

Generated By

Resolver Base Module

For Whom

Support Representative.

Notes

None

Remedy

Verify that the affected session exists and is in a quiesced state. Also ensure that the transaction has no pending request.

3450

Message

Internal error detected by Multi-Threaded Kernel.

Explanation

This error occurs when an abnormal situation caused by some malfunction of the kernel. This error generally is not caused by the code calling the kernel.

Generated By

Multi-Threaded Kernel.

For Whom

Support Representative.

Notes

None

Remedy

Contact your Support Representative.

3451

Message

Internal Error: Multi-Threaded Kernel has run out of contexts.

Explanation

This error occurs if the code calling the Multi-Threaded Kernel tries to allocate a new thread context when no free thread context left in the kernel work area.

Generated By

Multi-Threaded Kernel.

For Whom

Support Representative.

Notes

None

Remedy

Contact your Support Representative.

3452

Message

Internal Error: Counter was already zero before call to ThdTicSignal.

Explanation

This error occurs when the code calling the Multi-Threaded Kernel tries to call ThdTicSignal when the tic counter had reached 0.

Generated By

Multi-Threaded Kernel.

For Whom

Support Representative.

Notes

None

Remedy

Contact your Support Representative.

3453

Message

Internal Error: Buffer size too small in call to ThdInit or ThdWorkSize.

Explanation

This error occurs when some actual size constant is bigger than its pre-determined limit.

Generated By

Multi-Threaded Kernel.

For Whom

Support Representative.

Notes

None

Remedy

Contact your Support Representative.

3454

Message

Internal Error: No threads were waiting for count to become zero.

Explanation

This error occurs if a tic reaches 0 while no thread is waiting on it in the Multi-Threaded Kernel.

Generated By

Multi-Threaded Kernel.

For Whom

Support Representative.

Notes

None

Remedy

Contact your Support Representative.

3455

Message

Internal Error: The kernel received an odd message.

Explanation

This error occurs when the kernel receives a message that is neither an initial message nor a message some thread is waiting for.

Generated By

Multi-Threaded Kernel.

For Whom

Support Representative.

Notes

None

Remedy

Contact your Support Representative.

3456

Message

Internal Error: The thread is not found.

Explanation

This error occurs when one tries to release a thread that doesn't exist.

Generated By

Multi-Threaded Kernel.

For Whom

Support Representative.

Notes

None

Remedy

Contact your Support Representative.

3490

Message

Bad thread event detected by application.

Explanation

The application detected a bad thread event.

Generated By

thdx2, thdx3, thdx3a, thdx3b, thdx4, thdx5, thdx6, thdx7, thdx8

For Whom

Support Representative.

Notes

One of the multi-threaded kernel tests detected an error.

Remedy

Contact your Support Representative.

3491

Message

Bad TicId Count detected by application.

Explanation

The application detected a bad TicId count.

Generated By

thdx6

For Whom

Support Representative.

Notes

One of the EXMTest6 tests detected an error.

Remedy

Contact your Support Representative.

3492

Message

The request context could not be located.

Explanation

The request context could not be located.

Generated By

thdxutil

For Whom

Support Representative.

Notes

None.

Remedy

Contact your Support Representative.

3493**Message**

Bad thread timeout detected by application.

Explanation

The application detected a bad thread timeout.

Generated By

thdx7

For Whom

Support Representative.

Notes

One of the EXMTest7 tests detected an error.

Remedy

Contact your Support Representative.

3494**Message**

Bad thread detected by application.

Explanation

The application detected a bad thread.

Generated By

thdx7

For Whom

Support Representative.

Notes

One of the EXMTest7 tests detected an error.

Remedy

Contact your Support Representative.

3500

Message

Parser does not recognize this SQL statement.

Explanation

This error occurs only if code is missing from the database Parser.

Generated By

OPT modules.

For Whom

System Support Representative.

Notes

None

Remedy

Save all relevant information and the dump, and contact your support representative.

3501

Message

Internal error: Statement or subquery expected and not found.

Explanation

This error occurs if the Resolver expects a statement list, a statement, or a subquery in the parse tree and some other node occurs.

Generated By

RES modules.

For Whom

System Support Representative.

Notes

This is not a user error.

Remedy

Save all relevant information and the dump, and contact your support representative.

3502

Message

Internal error: A non-statement node was in a statement list.

Explanation

This error occurs if a statement list has an invalid subnode, not indicating a statement, in the optimizer or code gen phase of the Teradata SQL Parser.

Generated By

RES, OPT and GEN modules.

For Whom

System Support Representative.

Notes

This is not a user error.

Remedy

Save all relevant information and the dump, and contact the your support representative.

3503

Message

Internal error: Statement list required but not found.

Explanation

This error occurs if a bug or code mismatch was in the resolver or optimizer.

Generated By

RES and OPT modules.

For Whom

System Support Representative.

Notes

This is not a user error.

Remedy

Save all relevant information and the dump, and contact the your support representative.

3504

Message

Selected non-aggregate values must be part of the associated group.

Explanation

This error occurs when an aggregate query includes a non-aggregate expression in the SELECT list, WHERE clause, ORDER BY clause, HAVING clause or WITH list that is not also exactly specified in the corresponding GROUP BY or WITH...BY clause. Note that we also return this error when ORDER BY and WITH clauses contain aggregates but the query does not.

Generated By

OPT modules.

For Whom

End User.

Notes

For example, it is not legal to: `SELECT State GROUP BY ZipCode; .` In order for the request to be legal, it may be changed to: `SELECT State GROUP BY State, ZipCode; .` It is also not legal to: `SELECT StateNo WITH SUM(StateNo) ORDER BY SUM(StateNo) ;` A legal request is: `SELECT SUM(StateNo) WITH SUM(StateNo) ORDER BY SUM(StateNo) ;`

Remedy

Correct the request and resubmit it.

3505

Message

Match Tag Parcel missing in Mload.

Explanation

INSERT, UPDATE, and DELETE statements issued during MLOAD processing must be accompanied by MatchTag parcels. Either the user is inadvertently in MLOAD and has sent a normal query or the MLOAD query has somehow omitted the MatchTag Parcel.

Generated By

GEN modules.

For Whom

User.

Notes

None

Remedy

Insure that DML statements, INSERT, UPDATE, and DELETE, are only sent with MatchTag Parcels. This should occur automatically with normal use of the MLOAD Utility.

3506

Message

Internal error: Tree segment contains errors.

Explanation

The state of information in tree segment was incorrect.

Generated By

SQL and SYN modules.

For Whom

System Support Representative.

Notes

This is not a user error.

Remedy

Save all relevant information and the dump, and contact your support representative.

3507

Message

WITH clauses may not be specified in a SELECT DISTINCT request.

Explanation

This error occurs when a query includes both a DISTINCT specification and a WITH clause.

Generated By

OPT modules.

For Whom

End User.

Notes

None

Remedy

Correct the request and resubmit it.

3508

Message

Internal Plastic Step error.

Explanation

The state of information in a plastic step segment was incorrect.

Generated By

OPT modules.

For Whom

System Support Representative.

Notes

This is not a user error.

Remedy

Save all relevant information and the dump, and contact your support representative.

3509

Message

The request uses a join condition that Teradata is unable to perform.

Explanation

This error occurs when the query a. has at least two table references in a HAVING clause, as well as two table references somewhere else in the query. b. references an aggregated view with a table join in it (not in its HAVING clause) and the WHERE clause in the query contains an implicit aggregate and a table join. c. references an aggregated view and the WHERE clause in the query contains an implicit aggregate and a table join not in a subquery.

Generated By

OPT modules.

For Whom

End User.

Notes

The query must involve both aggregates and joins. However, note that (a) the join condition from the HAVING clause must be done after the aggregate computations, and (b) the join condition specified elsewhere must be done prior to the aggregate computations. Thus, the user cannot execute the join at all.

Remedy

Correct the request and resubmit it.

3510

Message

Too many END TRANSACTION statements.

Explanation

The user sent an END TRANSACTION statement that does not correspond to a BEGIN TRANSACTION statement.

Generated By

OPT modules.

For Whom

End User.

Notes

None

Remedy

Correct the error and resubmit the request.

3511

Message

Internal error: Unknown Parser function.

Explanation

Missing parser function.

Generated By

OPT modules.

For Whom

System Support Representative.

Notes

None

Remedy

Contact your support representative.

3512

Message

Internal Error: Null Pointer in Parse Tree where not legal.

Explanation

Internal error: A Null Pointer has been encountered in context where Null Pointers are illegal.

Generated By

OPT modules.

For Whom

System Support Representative

Notes

None

Remedy

Contact the support representative.

3513

Message

%VSTR.

Explanation

The user issued an ABORT statement that specified an error message; the ABORT statement aborted the transaction.

Generated By

OPT modules.

For Whom

End User.

Notes

None

Remedy

Not a user error.

3514

Message

User-generated transaction ABORT.

Explanation

The user issued an ABORT statement that did not specify an error message; the ABORT statement aborted the transaction.

Generated By

OPT modules.

For Whom

End User.

Notes

None

Remedy

Not a user error.

3515

Message

Duplication of column %VSTR in a table, derived table, view, macro or trigger.

Explanation

A column name has been repeated in a CREATE TABLE/VIEW/MACRO or REPLACE VIEW/MACRO statement, or derived table definition.

Generated By

OPT modules.

For Whom

End User.

Notes

None

Remedy

Check the column names, change or rename any duplicate column names, and resubmit the request.

3516

Message

More than one primary index or primary key specified.

Explanation

Tables can have only one primary index and one primary key. The user can add a primary key if and only if there's not already a primary key exist in table.

Generated By

OPT modules.

For Whom

End User.

Notes

None

Remedy

Decide which index will be the primary index. The other indexes can be redefined as secondary. Resubmit the request. In the case of a primary key, the user must take either of the following steps: <1> If the current primary key is mapped to an unique secondary index then drop the primary key using DROP INDEX and resubmit the request. <2> If the current primary key is mapped to an unique primary index then define this index as an unique secondary index using CREATE INDEX statement.

3517

Message

A column can appear only once in an index.

Explanation

A column that is identified to appear in an index must be unique.

Generated By

OPT modules.

For Whom

End User.

Notes

None

Remedy

Check the column names, delete any duplicates, and resubmit the request.

3518

Message

Too many columns in a composite index.

Explanation

The number of columns in an index is limited to 64. This index could either be a primary index, secondary index or reference index.

Generated By

OPT modules.

For Whom

End User.

Notes

None

Remedy

Change the index definition and resubmit the request.

3519

Message

Two indexes with the same columns.

Explanation

The user tried to create an index containing the same columns as an existing index.

Generated By

OPT modules.

For Whom

End User.

Notes

Regardless of column order, indexes containing the same columns are considered identical.

Remedy

Change the index definition and resubmit request.

3520

Message

A constant value in a query is not valid for column %VSTR.

Explanation

A constant in a user statement represents a value too big for the designated column, or if the column data type is DATE, represents an invalid date. Examples: 32768 cannot be assigned to a column of type SMALLINT. 871332 cannot be assigned to a column of type DATE.

Generated By

OPT modules.

For Whom

End User.

Notes

None

Remedy

Change the constant in query and resubmit request.

3521

Message

Table reference(s) detected where constants expected.

Explanation

In INSERT statements, the right-most side of the assignments must either be constants or expressions that contain only constants.

Generated By

OPT modules.

For Whom

End User.

Notes

Macro parameter values and USING references are considered constants.

Remedy

Correct the error and resubmit the request.

3522

Message

Internal error: A statement node does not represent an existing step.

Explanation

Parse tree node encountered does not represent a step to be generated.

Generated By

GEN modules.

For Whom

System Support Representative.

Notes

None

Remedy

This is an internal problem, not a user error. If this problem persists, contact your support representative.

3523

Message

%FSTR does not have %VSTR access to %DBID.%TVMID.

Explanation

The user does not have the proper access rights to execute this request, or the owner of the requested view or macro does not have the proper access rights to underlying tables.

Generated By

SQL modules.

For Whom

End User.

Notes

None

Remedy

Obtain the necessary access rights.

3524

Message

%FSTR does not have %VSTR access to database %DBID.

Explanation

The user does not have the proper access rights to execute this request, or the requested database does not have the proper access rights.

Generated By

SQL modules.

For Whom

End User.

Notes

None

Remedy

Obtain the necessary access rights.

3525

Message

The user cannot create or drop a PRIMARY index.

Explanation

The user tried to create or drop a primary index.

Generated By

OPT modules.

For Whom

End User.

Notes

None

Remedy

To change the primary index of a table, create a new table. Insert data into the new table by using the INSERT...SELECT statement; drop the old table, and rename the new table with the old table name.

3526

Message

The specified index does not exist.

Explanation

The user tried to drop an index that does not exist.

Generated By

OPT modules.

For Whom

End User.

Notes

None

Remedy

Determine why the index does not exist.

3527

Message

Format string '%VSTR' has combination of numeric, character and GRAPHIC values.

Explanation

The specified format contains X characters, characters that imply numeric values and/or G characters, for example, the digit 9, the dollar sign, period, dash, plus sign, comma, character G, or character X.

Generated By

OPT modules.

For Whom

End User.

Notes

None

Remedy

Correct the format.

3528

Message

FORMAT string '%VSTR' contains an unrecognizable character.

Explanation

The specified format contained an invalid character.

Generated By

OPT modules.

For Whom

End User.

Notes

None

Remedy

Correct the format.

3529

Message

Invalid multiplier in FORMAT string '%VSTR'.

Explanation

The multiplier (the number in parentheses) is invalid.

Generated By

OPT modules.

For Whom

End User.

Notes

The multiplier must be from 1 to 32000.

Remedy

Correct the format.

3530

Message

Invalid FORMAT string '%VSTR'.

Explanation

The FORMAT string is invalid.

Generated By

OPT modules.

For Whom

End User.

Notes

None

Remedy

Correct the format.

3531

Message

A Non-Hashed table cannot be ALTERed.

Explanation

An attempt was made to alter a table that is not hashed.

Generated By

OPT modules.

For Whom

End User.

Notes

None

Remedy

This operation is illegal. The only remedy is to create a hashed version of the table and then make appropriate modifications against it.

3532

Message

Conversion between BYTE data and other types is illegal.

Explanation

The user tried an operation requiring either conversion from numeric, character, or GRAPHIC data to BYTE data or BYTE data to character, numeric, or GRAPHIC data. Most operations on BYTE data are illegal. User is probably trying to access the wrong column.

Generated By

OPT modules.

For Whom

End User.

Notes

None

Remedy

Most operations on BYTE data are illegal. User is probably trying to access the wrong column.

3533

Message

A table cannot have more than 32 secondary indexes.

Explanation

The user tried to create more than 32 secondary indexes for a table.

Generated By

OPT modules.

For Whom

End User.

Notes

None

Remedy

Reduce the number of secondary indexes.

3534

Message

Another index already exists, using the same columns and the same ordering.

Explanation

The user tried to create a secondary index, and an index already existed with the same columns and with the same ordering.

Generated By

OPT modules.

For Whom

End User.

Notes

The user cannot have both a unique and a non-unique index specifying the same column or group of columns.

Remedy

None, since the index already exists.

3535

Message

A character string failed conversion to a numeric value.

Explanation

A character string constant in a query is in a context requiring that it represent a numeric value, and it does not.

Generated By

OPT modules.

For Whom

End User.

Notes

It is preferable to use a numeric value rather than a character representation of a numeric value. This avoids the need for conversion and is more efficient.

Remedy

Change the constant to either a numeric value or a character string that represents a numeric value.

3536

Message

UPPERCASE or CASESPECIFIC specified for non-CHAR data.

Explanation

The user tried to specify UPPERCASE or CASESPECIFIC for data with a type other than CHAR or VARCHAR.

Generated By

SYN and OPT modules.

For Whom

End User.

Notes

None

Remedy

Correct the error and resubmit the request.

3537

Message

A MultiLoad DELETE Statement is Invalid.

Explanation

In a MultiLoad Complex Import Task, the user provided a DELETE statement that does not fully specify a primary index value or the values of all the partitioning columns. Or, in a MultiLoad Delete Task, the user provided a DELETE statement that specified a primary index.

Generated By

OPT modules.

For Whom

End User.

Notes

None

Remedy

Correct the error and resubmit the request. In a MultiLoad Complex Import Task, the WHERE condition, including any taken from a view definition, must allow for primary index access (and, if partitioned, partition access) with possible ANDed residual conditions. It must also reference no other tables or views. In a MultiLoad Delete Task, the WHERE condition, including any taken from a view definition, must not include a primary index access. It must also reference no other tables or views.

3538

Message

A MultiLoad UPDATE Statement is Invalid.

Explanation

The user has provided an UPDATE statement in a MultiLoad Complex Import Task that does not fully specify a primary index value, does not fully specify the values of all the partitioning columns, or modifies the primary index or partitioning columns.

Generated By

OPT modules.

For Whom

End User.

Notes

None

Remedy

Correct the error and resubmit the request. The WHERE condition, including any taken from a view definition, must allow for primary index access (and, if partitioned, partition access) with possible ANDed residual conditions. The list of updated fields must not include any column in the primary index or partitioning expression, and only one table may be referenced.

3539

Message

Recipient %VSTR does not exist.

Explanation

The recipient database or user referenced in the Teradata SQL statement does not exist.

Generated By

OPT modules.

For Whom

End User.

Notes

This error may be caused by a misspelled recipient database name or user name.

Remedy

Resubmit statement with a valid recipient name.

3540

Message

Number of tables in join exceeds Parser limit.

Explanation

The user tried to join more tables than the Teradata SQL Parser could process.

Generated By

OPT modules.

For Whom

End User.

Notes

None

Remedy

Simplify the request and resubmit it.

3541

Message

The request to assign new PERMANENT space is invalid.

Explanation

The user tried to give more PERMANENT space to the new user or database than the parent user or database had available, or the user tried to reduce the space below the amount in use.

Generated By

OPT modules.

For Whom

The DBA and the end user.

Notes

None

Remedy

Either decrease the PERMANENT space in the new database or increase the PERMANENT space in the parent database.

3542

Message

Object database owns recipient database.

Explanation

In a GIVE, the object database currently owns the recipient database. The GIVE is invalid because it causes a circular path in the database ownership hierarchy.

Generated By

OPT modules.

For Whom

End User.

Notes

None

Remedy

Review and verify the database ownership hierarchy.

3543

Message

Owner has insufficient SPOOL space.

Explanation

The user tried to give more SPOOL space to the new user or database than what the parent has available.

Generated By

OPT modules.

For Whom

The DBA and the End User.

Notes

In a CREATE USER or CREATE DATABASE statement, when the SPOOL space is not specified, the new database receives the largest possible SPOOL space -- the same SPOOL space as the parent.

Remedy

Either decrease the SPOOL space in the new database or increase the SPOOL space in the parent database.

3544

Message

Partial string matching requires character operands.

Explanation

The user used the partial string matching operator (LIKE) with an argument that was not a character string.

Generated By

OPT modules.

For Whom

End User.

Notes

None

Remedy

Correct the request and resubmit it.

3545

Message

Only the user %VSTR can execute this statement.

Explanation

The user tried to execute a restricted Teradata SQL statement.

Generated By

SYN and RES modules.

For Whom

The DBA.

Notes

None

Remedy

Log on as one of the users given in the message before executing this statement.

3546

Message

Default values may not be parameterized.

Explanation

Parameter (non data type value) is not allowed as a default option in a create or alter table.

Generated By

OPT modules.

For Whom

The User.

Notes

None

Remedy

Do not use a non data type value as a default option when creating or altering a table.

3547

Message

MLoad target table may not contain unique secondary indexes.

Explanation

It is not possible to BEGIN MLOAD on a table with Unique Secondary Indexes.

Generated By

OPT modules.

For Whom

The User.

Notes

None

Remedy

Remove the Unique Secondary Index.

3548

Message

The user cannot run FastLoad and MLoad at the same time.

Explanation

The user tried to run a FastLoad and MLoad at the same time.

Generated By

OPT modules.

For Whom

The User.

Notes

None

Remedy

End the currently running job before submitting the new one.

3549

Message

MLoadTask is not running.

Explanation

The user tried to do an END MLOAD or RELEASE MLOAD and MLoad is not running.

Generated By

OPT modules.

For Whom

The DBA and the End User.

Notes

None

Remedy

Start MLoad prior to submitting these statements.

3550

Message

Table named in MLOAD statement not in list from BEGIN MLOAD.

Explanation

The user named a table to be loaded in an MLOAD statement which was not in the list of tables specified to be loaded by BEGIN MLOAD.

Generated By

OPT modules.

For Whom

The DBA and the End User.

Notes

None

Remedy

Change table name in statement or add to BEGIN MLOAD list of tables.

3551

Message

The user cannot DROP a database that has descendants.

Explanation

The user tried to drop a database or user which had created other databases or users.

Generated By

OPT modules.

For Whom

The DBA and the End User.

Notes

None

Remedy

Drop the underlying databases or give them to another database. Resubmit the request.

3552

Message

Cannot DROP databases with tables, journal tables, views, macros, or zones.

Explanation

The user tried to drop a database or a user when one or more tables, journal tables, views, macros, or zones existed in that database.

Generated By

OPT modules.

For Whom

The DBA and the End User.

Notes

None

Remedy

Drop the underlying tables, or issue a DELETE DATABASE statement to drop all the underlying tables. And, if there is a journal table in the database, then use MODIFY DATABASE to drop it. Resubmit the request.

3553

Message

The user cannot RENAME to a new database.

Explanation

The target table name in a RENAME statement is in a different database than the source table name.

Generated By

OPT modules.

For Whom

End User.

Notes

None

Remedy

Use a CREATE TABLE statement followed by an INSERT statement with a query specification to move the table to a new database.

3554

Message

HAVING clause must be preceded by GROUP BY clause.

Explanation

The user cannot use a HAVING clause without a corresponding GROUP BY clause. The HAVING clause selects the values that the GROUP BY clause uses.

Generated By

OPT modules.

For Whom

End User.

Notes

None

Remedy

Correct SELECT statement and resubmit request.

3555

Message

Only the last WITH clause can omit the BY information.

Explanation

Omitting the BY portion of the WITH clause implies that the WITH summary must be done on the entire base table. Since WITH clauses are assumed to appear in increasing scope, following such a WITH with a narrower-scope WITH should not be done.

Generated By

OPT modules.

For Whom

End User.

Notes

None

Remedy

If possible, reorder the WITH clauses and resubmit the request.

3556

Message

Too many columns defined for this table.

Explanation

As a table is modified and fields are dropped and added, each new added field is given a higher column id than any prior column id for the table. The range from highest to lowest column id in a table is restricted, for internal reasons, to SYSMAXFIELDS, which is 2560.

Generated By

GEN modules.

For Whom

End User.

Notes

None

Remedy

If the error occurred during ALTER TABLE, then if a new column is absolutely necessary in the table, the table must be rebuilt. Create a new table with the existing data. If the error did not occur during ALTER TABLE, then the cause must be that some spool file has been defined with too many columns. Examine the query and modify to use fewer columns.

3557

Message

Column %VSTR is an index column and cannot be dropped.

Explanation

An index column cannot be dropped by a ALTER TABLE statement.

Generated By

OPT modules.

For Whom

End User.

Notes

None

Remedy

If the column needs to be dropped, drop the index containing that column with the DROP INDEX statement.

3558

Message

Cannot alter the specified attribute(s) for %VSTR.

Explanation

Most column attributes cannot be modified after the column is created. Exceptions are those attributes which can be changed without changing the internal storage of the data. Please refer the Teradata SQL Reference : Data Definition Statements. For V2R6.2, the COMPRESS attribute for existing column(s) can be changed with the ALTER TABLE <table name> ADD <column name> COMPRESS command option. Example: ALTER TABLE Tab1 ADD Column1 COMPRESS('OldValue1', 'OldValue2', 'NewValue1', 'NewValue2'); NOTE that the new Compress list REPLACES the old list.

Generated By

OPT modules.

For Whom

End User.

Notes

Usually, if the modification causes all existing rows to be updated or invalidated, the modification is not allowed.

Remedy

If the attribute needs to be modified, the user may need to create a new table.

3559

Message

Column %VSTR is not NULL and it has no default value.

Explanation

The column is specified as not NULL, and a default value is not defined for it.

Generated By

OPT modules.

For Whom

End User.

Notes

None

Remedy

Either define the column NULL or define a default value for the column.

3560

Message

Column %VSTR is modified more than once in this statement.

Explanation

The column is referenced more than once in a ALTER TABLE statement.

Generated By

OPT modules.

For Whom

End User.

Notes

None

Remedy

Delete the repeated column reference and resubmit the request.

3561

Message

Cannot DROP USER %VSTR while the user is logged on.

Explanation

A DROP USER statement was executed while the user was still logged on.

Generated By

OPT modules.

For Whom

End User.

Notes

None

Remedy

Wait until the user is logged off and resubmit the request.

3562

Message

New column %VSTR has no data type.

Explanation

The column to be added to a table has no data representation specified.

Generated By

OPT modules.

For Whom

End User.

Notes

None

Remedy

Resubmit the statement with a data representation phrase for the column.

3563

Message

Internal error: The access log rule was not located in the cache.

Explanation

This is a strictly internal error used to convey information to higher level routines. It should NEVER be reported to users either as a message or a system restart reason.

Generated By

MgcAlgRI

For Whom

Internal

Notes

None

Remedy

Save all relevant information and contact your support representative.

3564

Message

Range constraint: Check error in field %TVMID.%FLDID.

Explanation

The user tried to place data in a column whose definition does not allow the user-supplied value. Look for a BETWEEN clause in the column definition.

Generated By

OPT modules.

For Whom

End User.

Notes

None

Remedy

Correct the value and resubmit the request.

3565

Message

Database has tables without After Image Journaling.

Explanation

The user had chosen Group Read Lock and the table does not have After Image Journaling.

Generated By

OPT modules.

For Whom

End User.

Notes

None

Remedy

Add Journaling to the tables and resubmit request.

3566

Message

Database does not have a PERMANENT journal.

Explanation

An operation requires that the database have a default permanent journal.

Generated By

RES modules.

For Whom

End User.

Notes

None

Remedy

Correct the error and resubmit the request.

3567

Message

Deleting database 'DBC' is not allowed.

Explanation

The database "DBC" cannot be deleted.

Generated By

OPT modules.

For Whom

End User.

Notes

None

Remedy

Check the name of the database to be deleted.

3568

Message

Cannot nest aggregate operations.

Explanation

Aggregate operators may not be applied to expressions that already contain aggregate operators.

Generated By

OPT modules.

For Whom

End User.

Notes

None

Remedy

Correct the expression and resubmit the request.

3569

Message

Improper use of an aggregate function in a WHERE Clause.

Explanation

Aggregate operators may not be executed in a WHERE Clause unless they are used in an ABORT statement.

Generated By

RES and OPT modules.

For Whom

End User.

Notes

None

Remedy

Correct the WHERE clause and resubmit the request.

3570

Message

Internal error processing query with aggregate functions.

Explanation

The Optimizer has encountered an illegal combination of clauses in a query involving aggregate functions. If the error is detected here, it is probably an internal error, rather than an invalid user syntax.

Generated By

OPT modules.

For Whom

System Support Representative

Notes

None

Remedy

Contact your support representative.

3571

Message

Database 'DBC' cannot have a PERMANENT journal.

Explanation

The database "DBC" cannot have a PERMANENT journal.

Generated By

OPT modules.

For Whom

End User.

Notes

None

Remedy

Correct the error and resubmit the request.

3572

Message

Internal error: Illegal use of a WITH clause in a subquery.

Explanation

This is an internal error in the Teradata database Parser.

Generated By

OPT modules.

For Whom

System Support Representative.

Notes

None

Remedy

Contact your support representative.

3573

Message

Internal error: Illegal use of an ORDER BY clause in a subquery.

Explanation

This is an internal error in the Teradata database Parser.

Generated By

OPT modules.

For Whom

System Support Representative.

Notes

None

Remedy

Contact your support representative.

3574

Message

Illegal clause or aggregation in a SELECT with no table accessed.

Explanation

An ORDER BY, GROUP BY, HAVING, or WITH clause, or an aggregate function, such as MIN, MAX, or COUNT, has been used in a SELECT which does not access a table. The listed clauses and aggregate functions are meaningful only for SELECT statements which access at least one table. Zero table selects are also prohibited in FastExport mode.

Generated By

OPT modules.

For Whom

End User.

Notes

None

Remedy

Change the query to access a table or remove the invalid clause or clauses.

3575

Message

Invalid character set in system message header.

Explanation

Host sent an invalid charset in the system message header. Most likely TDP is not operating properly.

Generated By

ParDrivr, DisDCR or CON modules that receive messages directly from the host.

For Whom

End User.

Notes

None

Remedy

Try resetting TDP by issuing `.SET SESSION CHARSET <charsetname>` command (if you use BTEQ). `<charsetname>` must be a valid character set. ASCII & EBCDIC are guaranteed to be valid. If this doesn't help, contact your support representative.

3576

Message

Data definition not valid unless solitary.

Explanation

Data definition statements are not allowed in a multi-statement request and they must be the last statement in an explicit user transaction. A data definition statement may be used in a macro, but only when the only statement in the macro is the data definition statement.

Generated By

RES modules.

For Whom

End User.

Notes

None

Remedy

Submit each data definition statement as a separate transaction.

3577**Message**

Row size or Sort Key size overflow.

Explanation

The user request generated a row of data or a sort key that exceeded internal Teradata database limitations (presently approximately 1MB for a row). NOTE: This may be a response row or a row for an intermediate spool file needed to carry out the operation. The row size may be too large when the data fields would appear to fit, because of sort key fields. Note that currently the container row size of the column-partitioned table cannot exceed ~64k bytes even in 1MB rows. Consider the following example: CREATE TABLE TooBig (x1 CHAR(500) NOT NULL, y1 CHAR(60000) NOT NULL, z1 CHAR(8000)) PRIMARY INDEX (x1) PARTITION BY COLUMN (COLUMN(y1,z1)) ; Since the size of column container (y1,z1) is greater than ~64k, this error is returned. In the case of FASTEXPORT where there is a UNION with an ORDER BY, the sort key size is too large (greater than 4096 BYTES) during vertical redistribution.

Generated By

GEN modules, OPT modules, and TAB AMPPastd modules.

For Whom

End User.

Notes

None

Remedy

Change the SQL and/or reduce the data field sizes and/or number of fields being returned and resubmit the request.

3578**Message**

Scratch space overflow.

Explanation

This message is issued if operations carried out during the construction of a data row or comparing values in expressions, exceed the size of a buffer used for 'scratch' storage. The most likely cause is an operation or operations on large character or byte strings. Operations on strings, such as concatenation, substring, and conversion to upper case are done in the scratch buffer.

Generated By

EVL AMPPastd modules.

For Whom

End User.

Notes

None

Remedy

Simplify the expressions and resubmit request.

3579

Message

Illegal use of NOT IN.

Explanation

The NOT IN operation was used incorrectly.

Generated By

GEN modules.

For Whom

End User.

Notes

None

Remedy

Correct statement in use of NOT IN and resubmit the request.

3580

Message

Illegal use of CHARACTERS, MCHARACTERS, or OCTET_LENGTH functions.

Explanation

The user used the CHARACTERS, MCHARACTERS, or OCTET_LENGTH function against a NUMERIC or BYTE data item.

Generated By

OPT modules.

For Whom

End User.

Notes

None

Remedy

Correct the error and resubmit the request.

3581

Message

Illegal use of BYTES function.

Explanation

The user applied the BYTES function to a CHARACTER, NUMERIC, or GRAPHIC data item.

Generated By

OPT modules.

For Whom

End User.

Notes

None

Remedy

Correct the error and resubmit the request.

3582

Message

There are no statistics defined for the specified column or index.

Explanation

There are no statistics defined for the column/index referenced in the HELP STATISTICS statement.

Generated By

OPT modules.

For Whom

End User.

Notes

None

Remedy

Submit the query after doing COLLECT STATISTICS for that column/index.

3583

Message

Too many HostIDs and UserIDs listed in GRANT/REVOKE LOGON.

Explanation

The GRANT/REVOKE LOGON statement creates or updates a dictionary table row, and generates other steps, for each HostId-UserId combination. If the product of the number of HostIds and UserIds listed in a single GRANT/REVOKE LOGON statement exceeds 25, the steps generated will require more memory space than is available to parse and execute the statement.

Generated By

OPT modules.

For Whom

End User.

Notes

None

Remedy

Separate the statement into two or more statements each having a small enough number of HostIds and UserIds such that (HostID Count * UserID Count) \<= 25.

3584

Message

'%VSTR' is not a database.

Explanation

The MODIFY DATABASE expects a 'database' but encounter a 'user'.

Generated By

RES modules.

For Whom

End User.

Notes

None

Remedy

Correct statement and resubmit the request.

3585

Message

USING modifier NOT allowed with DDL.

Explanation

Data definition statements must not have a USING modifier.

Generated By

RES and OPT modules.

For Whom

End User.

Notes

None

Remedy

Remove the USING modifier and resubmit request.

3586

Message

Processor specification error(too many or invalid values).

Explanation

It is incorrect to specify more than five processor identifications in a host utility statement.

Generated By

GEN modules.

For Whom

End User.

Notes

None

Remedy

Use additional statements to specify additional processors and resubmit request.

3587

Message

Host utilities cannot be processed in field mode.

Explanation

All host utility requests must be made in record mode.

Generated By

GEN modules.

For Whom

End User.

Notes

None

Remedy

Change the request from field mode to record mode and resubmit it.

3588

Message

A User may not be assigned a NULL password.

Explanation

The password for a user cannot be set as NULL.

Generated By

OPT modules.

For Whom

The DBA.

Notes

None

Remedy

Give user a valid password.

3589

Message

Statement must be inside a user-generated transaction.

Explanation

This host utility statement must be inside a transaction. That is, the user must have first sent a BEGIN TRANSACTION statement.

Generated By

OPT modules.

For Whom

End User.

Notes

None

Remedy

Correct the error and resubmit the request.

3591

Message

END TRANSACTION must be the last statement in a request.

Explanation

The END TRANSACTION statement must be the last statement when more than one statement is in the request.

Generated By

OPT modules.

For Whom

End User.

Notes

None

Remedy

Reorder the statements in the request so that any BEGIN TRANSACTION statement occurs first and any END TRANSACTION statement occurs last.

3592

Message

BEGIN TRANSACTION must be the first statement in a request.

Explanation

The BEGIN TRANSACTION statement must be the first statement when more than one statement is in a request.

Generated By

OPT modules.

For Whom

End User.

Notes

None

Remedy

Reorder the statements in the request so that any BEGIN TRANSACTION statement occurs first and any END TRANSACTION statement occurs last.

3593

Message

No DATA parcel sent and request uses a USING clause.

Explanation

The user request specified a USING clause, but a DATA parcel was not sent with the request. A possible reason for this is the use of an EXECUTE statement for a MACRO which has a USING clause in its definition. A processor such as BTEQ will send a DATA parcel only if it sees a USING clause in the source text. Some other processors have interfaces that determine whether to send DATA parcels without requiring an explicit USING clause in the source text.

Generated By

OPT modules.

For Whom

End User.

Notes

None

Remedy

Correct the program to send the DATA parcel and resubmit the request.

3596

Message

Invalid restore of database DBC.

Explanation

The user requested an invalid restore of database DBC. For instance, there are tables, views, macros, etc. from some other database on the system, or the command specifies a single

table from DBC, specifies an EXCLUDE list, or specifies an AMP= clause. A restore of database DBC is permitted only on a new or empty system.

Generated By

OPT modules.

For Whom

End User.

Notes

None

Remedy

The user must delete any tables, views, or macros, etc. assigned to any database other than database DBC. The user must change the command to remove any invalid options. Then re-submit the request.

3597

Message

Request requires too many SPOOL files.

Explanation

The request was too complex and exceeded the maximum number of SPOOL files allowed in the Teradata database Parser.

Generated By

OPT modules.

For Whom

End User.

Notes

SPOOL files are generated as intermediate work files, as well as result files.

Remedy

Simplify the request and resubmit it.

3598

Message

Concurrent change conflict on database -- try again.

Explanation

During processing of the user's transaction, another user changed the database.

Generated By

ITB, RES, GEN and OPT modules.

For Whom

End User.

Notes

None

Remedy

Resubmit the transaction.

3599

Message

Cannot apply Japanese Date or Time markers to a column of type Kanji1.

Explanation

The FORMAT statement contains Japanese Date or Time marker and is being applied to a Kanji1 field.

Generated By

OPT, EVL, FLT modules.

For Whom

End User.

Notes

None

Remedy

Correct the error and resubmit the request.

3600

Message

Comparisons are not allowed for the type %VSTR.

Explanation

This type is not allowed to be compared with equals, less than, greater than, etc. Users cannot modify the type in any way that will allow it to be comparable because the functionality has been denied internally. Array types are an example of a kind of type that cannot be compared.

Generated By

OPT modules.

For Whom

End User.

Notes

None

Remedy

Remove the comparison and resubmit. If a comparison is needed, there may be functions that allow comparisons between the desired types. For example, Array types use the following functions for comparisons: ARRAY_GT, ARRAY_GE, ARRAY_LE, ARRAY_EQ, ARRAY_NE.

3601

Message

A crash dump has been saved.

Explanation

A Teradata database crash dump has been copied from the primitive dump area into a table. The table name in which the dump was saved is displayed with this entry.

Generated By

SEM modules.

For Whom

The DBA and the System Support Representative.

Notes

The dump areas are automatically cleared after the save dump is completed. If an AMP is down and comes back online, the crash dump for that AMP will be added to this dump.

Remedy

This is for information only. The user may want to unload the crash dump to tape (via the DUL program) and send the tape to your support representative for analysis.

3602

Message

A CLEAR DUMP statement was executed.

Explanation

A CLEAR DUMP statement was issued to clear the primitive dump areas on all processors.

Generated By

OPT modules.

For Whom

The DBA and the System Support Representative.

Notes

None

Remedy

This message is for informational purposes only.

3603

Message

Concurrent change conflict on table -- try again.

Explanation

During processing of a user's transaction, another concurrent session had changed the table.

Generated By

OPT modules.

For Whom

End User.

Notes

None

Remedy

Resubmit the transaction.

3604

Message

Cannot place a null value in a NOT NULL field.

Explanation

The user tried to place a null value in a field specified as NOT NULL. The error has been detected in code evaluation at a point where the identity of the Table.Column is not available to the error handling routine.

Generated By

OPT modules.

For Whom

End User.

Notes

None

Remedy

Revise the operation so that a null value does not exist.

3605

Message

Illegal multi-table UPDATE operation.

Explanation

The user tried an incorrect UPDATE operation that involved more than one table. For example, the user tried to change fields in two different tables with one UPDATE.

Generated By

OPT modules.

For Whom

End User.

Notes

None

Remedy

Correct the error and resubmit the request.

3606

Message

Two values were given for one field.

Explanation

The user tried an UPDATE operation that specified two or more values for one target field.

Generated By

OPT modules.

For Whom

End User.

Notes

None

Remedy

Decide which value to specify and resubmit the request.

3607

Message

Too many expressions in the select list of a subquery.

Explanation

The user specified a subquery in a set conditional. The subquery specified more values than are specified in the conditional.

Generated By

OPT modules.

For Whom

End User.

Notes

None

Remedy

Correct the conditional and resubmit request.

3608

Message

Not enough values in a subquery.

Explanation

The user specified a subquery in a set conditional. The subquery specified fewer values than are specified in the conditional.

Generated By

OPT modules.

For Whom

End User.

Notes

None

Remedy

Correct the conditional and resubmit request.

3609

Message

Excessively complex set conditional.

Explanation

Because too many conjunctions (that is, ORs) of set operations would have caused incorrect results, the SELECT statement was not carried out.

Generated By

OPT modules.

For Whom

End User.

Notes

None

Remedy

Separate the operation into separate SELECT statements or rephrase the request.

3610

Message

Internal error: Please do not resubmit the last request. SubCode, CrashCode: %VSTR

Explanation

Because of an internal problem, the PE has decided to take a Snapshot dump, and abort the given request. This is done instead of restarting the system.

Generated By

CON and PAR modules.

For Whom

End User, and System Support Representative.

Notes

"The variable portion of this message may contain up to three different pieces of information about the nature of the failure: a) A subcode which can be used to identify the routine which flagged the error. This will be zero if this error was originally flagged with an error code other than 3610, in which case examine b) the crashcode, which indicates the original error number used to flag the error. If this is zero, it just means that the original error designation was 3610. c) The TSET row ID, preceded by a string reading ""Failing query available in TSETQueryText table with row identifier "" This information will be included when TSET information has been successfully collected about the failed query. This information can be forwarded to support representatives to assist in reproducing the failure. TSETQueryText is a globally available system table that is created in DBC at system initialization (DIP) time. The row contains the following fields: QueryID (an internally generated unique (within the database) integer identifier for the failing query), ErrorCode (an integer showing the internally generated DBS error code, 3610 for the initial release), QueryTime (a timestamp of when the query was inserted into TSETQueryText), Handled (a boolean denoting if TSET has been executed for this query), and QueryText (the text of the failing query which caused the 3610 error). If a backtrace is available, find the function that called pardie. If this function is on the list below, the probable reason for the internal problem is given. If the function is not on the list, it is

probable that pardie itself has generated the ERRTEQIFPDIE error. The numbering of the entries in this list corresponds to the SubCode given in the message text. 1: ctxlopa.c: conlopa 1) request number out of sequence 2: ctxpmpr.c: congtabt 1) confiabt returned bad outcome 3: ctxpmpr.c: consnabt 1) parameter AbtCtx equal to zero 4: ctxrbm.c: conrbm 1) request number out of sequence 5: ctxstop.c: SetAbortFlag 1) message class is not equal to SYMSGDABCLASS, 2) message kind is not equal to DABCONABTRSPMSGKIND 6: ctxtsk.c: DoExeAbtOrBulkEnd 1) conftabt returned a zero value, 2) session is not properly quiesced, 3) there is a queued request for a parsing session during an abort 7: ctxtsk.c: ProcessRestart 1) a session in the incoming list is not in the session context 8: gncalloc.c: gncopyalloc 1) the parameter Start specifies an invalid pstep segment location 9: gncapply.c: Run_EvlMach_R 1) PPI row is being processed but the partition is 0 10: gnccond.c: gnccond 1) the two operands on the evl stack have different scales 11: gncgtspl.c: gncgtspl 1) spool list is exhausted and spool cannot be allocated 12: gncvtutl.c: gncvtid 1) cannot find a free spool number 13: gnsmtb.c: GenPPIDesc 1) unable to get the ParIndexSpec node for the Primary Index 14: mgcexprq.c: mgcexpallamp 1) parameter Expkind needs to be equal to EXPRERXMSG or to EXPFTHMSG 15: mgctabhd.c: CopyIndexID 1) unable to get address to Faked Index List, 2) unable to match DupID 16: mgcudfspl.c: ExpReqASF 1) unable to discard a segment 17: opdcheck.c: SetThemUp 1) parameter ModtabPtr->Kind is required to be equal to ParModTab or ParTabRef 18: opdct.c: DoPPI 1) LastPartNoPtr for ParRange equals NIL 19: opdct.c: opdct 1) unable to update original create table statement with partitioning expression because of unsuccessful outcome from pardtree, 2) pardtree is unable to translate the ParCheckSpec tree into text 20: opdgrant.c: AddRight 1) an unknown Access right is being added 21: opdmodpi.c: DropUSI 1) initial node kind in StmtList is ParMVN 22: opdmodpi.c: getExtPartNo 1) field 5 of the table header is Null 23: opdmodpi.c: PartList2Cond 1) invalid node type passed as parameter 24: opd/opdmodpi.c: alterRange2Cond 1) invalid node type passed as parameter 25: opd/opdmodpi.c: splitRange 1) the number of partitions in the new range is greater than or equal to the number of partition

Remedy

Save a test case, and contact your support representative for an analysis of the dump. If the TSET row ID is available, Support should recreate the conditions prevailing when the query was submitted using the TSET information, and duplicate the problem, enabling eventual resolution.

3611

Message

A crash dump could not be saved.

Explanation

A Teradata crash dump could not be saved in a table. The error that occurred while trying to save the crash dump is displayed with this entry.

Generated By

SEM modules.

For Whom

The DBA and the System Support Representative.

Notes

The dump area is not cleared if it cannot be saved. If the reason the crash dump cannot be saved is "2644: No more room in the database", the save will be tried again in one hour. Clear out old crash dumps, or give the database more PERMANENT space.

Remedy

The remedy depends on the reason listed with this error. Make sure DIP has been run on this system.

3612

Message

Incorrect use of a subquery %VSTR.

Explanation

A subquery occurred where an expression was expected.

Generated By

OPT modules.

For Whom

End User.

Notes

None

Remedy

Correct the statement and resubmit request.

3613

Message

Dump/Restore, no hashed nonfallback tables found.

Explanation

Selected AMP Dump or Restore with the all tables option found no qualified tables.

Generated By

OPT modules.

For Whom

Dump and Restore Program.

Notes

None

Remedy

Correct the statement and resubmit the request.

3614

Message

Statement permitted only during FastLoad or MLoad.

Explanation

CHECKPOINT LOADING or END LOADING was issued outside of a Fast Load or MLoad Session.

Generated By

OPT modules.

For Whom

Host Utility Fast Load or MLoad.

Notes

None

Remedy

Correct the statement and resubmit the request.

3615

Message

Statement not permitted during Fast Load.

Explanation

Only BT, CHECKPOINT LOADING, END LOADING, ET, and INSERT are permitted during Fast Load.

Generated By

OPT modules.

For Whom

Host Utility Fast Load.

Notes

None

Remedy

Correct the statement and resubmit the request.

3616

Message

Wrong table referenced for INSERT during Fast Load.

Explanation

INSERT referenced a table other than that specified by BEGIN LOADING during a Fast Load session.

Generated By

OPT modules.

For Whom

Host Utility Fast Load.

Notes

None

Remedy

Correct the statement and resubmit the request.

3617

Message

FORMAT '%VSTR' does not match the datatype.

Explanation

The user tried to use a numeric/graphic format with a character type, a character/graphic format with a numeric type, or character/numeric format with a graphic type. The mismatch may be within a single data descriptor as in (CHAR(3), FORMAT'999') or may be the result of applying a FORMAT clause without an explicit type declaration to an expression which has an inappropriate type, as in (Year - 1900)(FORMAT 'XX'). Note that the FORMAT displayed in the error message may not show in the users source statement if the FORMAT was an attribute of a VIEW definition.

Generated By

SYN and OPT modules.

For Whom

End User.

Notes

"x(CHAR(3), FORMAT '999')" is invalid. If this is a type conversion, the user probably wanted "(x(FORMAT '999'))(CHAR(3))".

Remedy

Re-specify the format.

3618

Message

Expression not allowed in Fast Load Insert, column %VSTR.

Explanation

FastLoad does not permit expressions in the INSERT during Fast Load.

Generated By

OPT modules.

For Whom

Host Utility Fast Load.

Notes

None

Remedy

Correct the statement and resubmit the request.

3619

Message

Only one level of data type conversion allowed, column %VSTR.

Explanation

FastLoad does not permit USING data types, which require more than one level of conversion.

Generated By

OPT modules.

For Whom

Host Utility Fast Load.

Notes

None

Remedy

Correct the statement and resubmit the request.

3620

Message

Cannot create nonfallback table '%VSTR' with AMP down.

Explanation

The user tried to create a nonfallback table while an AMP is down.

Generated By

OPT modules.

For Whom

End User.

Notes

None

Remedy

Wait until all AMPs are up.

3621

Message

Cannot load table %TVMID unless secondary indexes and join indexes are removed.

Explanation

BEGIN LOADING referenced a table that has secondary indexes. They must be removed and, if desired, created after the table is loaded.

Generated By

OPT modules.

For Whom

Host Utility Fast Load.

Notes

None

Remedy

DROP secondary indexes and join indexes on table to be loaded.

3622

Message

The user cannot perform that operation on DATES.

Explanation

An operation on a DATE data type does not make sense, for example, trying to SUM a column of DATES.

Generated By

OPT modules.

For Whom

End User.

Notes

None

Remedy

Rephrase the request and try again.

3623

Message

The user cannot use COMPRESS on a primary index column or partitioning expression column.

Explanation

A primary index column or partitioning expression column specifies the COMPRESS option.

Generated By

GEN modules.

For Whom

End User.

Notes

None

Remedy

Rephrase the request and try again.

3624

Message

There are no statistics defined for the table.

Explanation

There are no statistics defined for the table referenced in a COLLECT STATISTICS or HELP STATISTICS statement.

Generated By

OPT modules.

For Whom

End User.

Notes

This error may be caused by a misspelled name of a table.

Remedy

Resubmit the statement with a valid table name.

3625

Message

GROUP BY and WITH...BY clauses may not contain aggregate functions.

Explanation

The given SELECT operation contains a GROUP BY, or a WITH...BY clause that uses aggregate function references. This is not legal.

Generated By

OPT modules.

For Whom

End User.

Notes

None

Remedy

Resubmit statement with a valid GROUP BY or BY clause.

3626

Message

Internal error: WITH BY clause contains multiple tables.

Explanation

The given SELECT operation contains a WITH...BY grouping clause that contains multiple table references. This is an internal check for the case -- this should not be possible.

Generated By

OPT modules.

For Whom

System Support Representative.

Notes

None

Remedy

Save a test case that causes the failure and contact your support representative.

3627

Message

Illegal use of DISTINCT Aggregate Expressions.

Explanation

The given SELECT operation uses an aggregate function that specifies the DISTINCT option, as in: COUNT(DISTINCT <expression>); Uses of the DISTINCT modifier are restricted to: (a) the SELECT List, ORDER BY, and HAVING clause of a select statement that uses a GROUP BY clause, or; (b) the first WITH clause SELECT list for select statements that do not use a GROUP BY clause. Multiple use of DISTINCT modifier is restricted when there is a WITH clause. The option can not be used in both places, and the option can not be used in multiple WITH Clauses. In the given query, the DISTINCT option is not being properly used.

Generated By

OPT modules.

For Whom

End User.

Notes

None

Remedy

Correct the request and resubmit it.

3629

Message

The ABORT request uses overly complex aggregate functions.

Explanation

The given ABORT operation either contains conditions that force processing into an illegal join situation, or that result in aggregate processing of an expression that does not reference any tables.

Generated By

OPT modules.

For Whom

End User.

Notes

None

Remedy

Contact the nearest S.E. for a recommendation for how the query can be rewritten to avoid this error.

3630

Message

Default value incompatible with type of column %VSTR.

Explanation

A value provided as a default for a non- nullable column is not compatible with the data type declared for the field.

Generated By

OPT modules.

For Whom

End User.

Notes

None

Remedy

Change the default value to the correct form.

3631

Message

Column %VSTR is an index column and cannot be modified.

Explanation

An index column cannot be modified by a ALTER TABLE statement unless the modification does not change the type of the data or nullability.

Generated By

OPT modules.

For Whom

End User.

Notes

None

Remedy

If the column needs to be modified, drop the index containing that column with the DROP INDEX statement. The index may be created again after the modification.

3632

Message

Compressed value incompatible with type of column %VSTR.

Explanation

A compressed value in a column is not compatible with the type declared for the column.

Generated By

OPT modules.

For Whom

End User.

Notes

None

Remedy

Change the Compress value to the correct form.

3633

Message

COMPRESS declaration allowed only in CREATE/ALTER TABLE.

Explanation

A COMPRESS declaration has been made in some context other than CREATE TABLE or ALTER TABLE.

Generated By

OPT modules.

For Whom

End User.

Notes

None

Remedy

The COMPRESS option can be used only in CREATE TABLE and ALTER TABLE statements.

3634

Message

Compressed values illegal for variable length column %VSTR.

Explanation

COMPRESS has been declared for a column of type VARCHAR(n), VARBYTE(n), or VARGRAPHIC(n). COMPRESS does not apply to variable length columns.

Generated By

OPT modules.

For Whom

End User.

Notes

None

Remedy

Remove the Compress option or change the column type.

3635

Message

Data Parcel too long in field mode response.

Explanation

A data parcel exceeds the maximum size for field mode responses. Note that field mode responses convert VARCHAR data to fixed lengths. Many responses that fit in record mode will not fit in field mode.

Generated By

OPT modules.

For Whom

End User.

Notes

None

Remedy

If field mode is required, modify the request to ensure a smaller field or fields.

3636

Message

Column %VSTR longer than permitted for COMPRESS.

Explanation

A CHAR, BYTES, or GRAPHIC column has a length of over 255 characters, which is the maximum length for compressed columns.

Generated By

OPT modules.

For Whom

End User.

Notes

None

Remedy

Change the column length or remove COMPRESS.

3637

Message

Invalid ORDER BY constant.

Explanation

An ORDER BY constant does not represent the position of a selected expression, or the selected expression represented is itself a constant.

Generated By

RES and OPT modules.

For Whom

End User.

Notes

None

Remedy

Change ORDER BY phrase.

3638

Message

Invalid PasswordMinChar/PasswordMaxChar value in SysSecDefaults table.

Explanation

The PasswordMaxChar value must be equal to or greater than the PasswordMinChar value. For extended object names (EnableEON = true and Namevalidationrule is not equal to 1 in

DBSControl): The PasswordMinChar value must be between, or include, 1 and 127. The PasswordMaxChar value must be between, or include, 1 and 127. The following default values are in use: PasswordMinChar is set to 1 and PasswordMaxChar is set to 127. For non-extended object names (EnableEON = false, or EnableEON = true and Namevalidationrule equal to 1 in DBSControl): The PasswordMinChar value must be between, or include, 1 and 30. The PasswordMaxChar value must be between, or include, 1 and 30. The following default values are in use: PasswordMinChar is set to 1 and PasswordMaxChar is set to 30.

Generated By

MgcSecOp.

For Whom

Site Administrator.

Notes

None

Remedy

Correct the value for PasswordMaxChar or for PasswordMinChar in the table SysSecDefaults and restart the database.

3639

Message

Comparing BYTE data with other types is illegal.

Explanation

BYTE data may only be compared with BYTE data.

Generated By

OPT modules.

For Whom

The End User.

Notes

None

Remedy

User has probably referenced wrong column.

3640

Message

Comparing BYTE data in column %VSTR with other types is illegal.

Explanation

BYTE data may only be compared with BYTE data.

Generated By

OPT modules.

For Whom

The End User.

Notes

None

Remedy

User has probably referenced wrong column.

3641

Message

BYTE data cannot be assigned to column %VSTR.

Explanation

BYTE data cannot be assigned to a column of type other than BYTE. User has probably referenced a wrong column.

Generated By

OPT modules.

For Whom

The End User.

Notes

None

Remedy

Correct the SQL statement and resubmit.

3642

Message

Non-BYTE data cannot be assigned to column %VSTR.

Explanation

Non-BYTE data cannot be assigned to a column of type BYTE. User has probably referenced wrong column.

Generated By

OPT modules.

For Whom

End User.

Notes

None

Remedy

Correct the SQL statement and resubmit.

3643

Message

Numeric operation on BYTE data is illegal.

Explanation

BYTE data cannot be used in most numeric operations.

Generated By

OPT modules.

For Whom

The End User.

Notes

None

Remedy

User has probably referenced wrong column.

3644

Message

Numeric operation on BYTE data in column %VSTR is illegal.

Explanation

BYTE data cannot be used in most numeric operations.

Generated By

OPT modules.

For Whom

The End User.

Notes

None

Remedy

User has probably referenced wrong column.

3645

Message

COLLATION option not supported at this level.

Explanation

COLLATION option is valid only at session and user level, not in defining individual fields or modifying expressions.

Generated By

OPT modules.

For Whom

The End User.

Notes

None

Remedy

Remove COLLATION option.

3647

Message

NULL may not be used as the argument for an aggregate function.

Explanation

It is not legal to request the MIN, MAX, AVG, SUM, or COUNT of NULL.

Generated By

OPT modules.

For Whom

The End User.

Notes

None

Remedy

User has entered a query that is not allowed. The aggregate function referencing NULL should be removed from the query. Then the query can be resubmitted.

3648

Message

Expected subquery is missing.

Explanation

If an expression list is used as the left operand of IN or NOT IN, the right operand must be a subquery.

Generated By

RES and OPT modules.

For Whom

End User.

Notes

None

Remedy

Correct the statement and resubmit the request.

3649

Message

Compressed NULL and NOT NULL cannot coexist for column %VSTR.

Explanation

A NOT NULL column cannot specify the COMPRESS attribute with no value. A column which specifies COMPRESS with no value cannot be altered to NOT NULL.

Generated By

OPT modules.

For Whom

End User.

Notes

None

Remedy

If the column does not exist yet, remove the COMPRESS option or indicate a value to be compressed. Otherwise, (1) if the table is empty, replace the column with ALTER TABLE DROP first, then ALTER TABLE ADD to recreate the column properly, (2) if the table is not empty, create a new table with proper definition, reload data from the old table to the new table, and then drop the old table.

3650

Message

Internal error: Unexpected ParTreePtr@.Kind encountered.

Explanation

A node in a Parser Tree has a Kind not valid for the context in which it was encountered. Most commonly this will be in an OTHERWISE for a CASE on leaf type. The root cause is an internal error in the parser.

Generated By

RES, OPT and GEN modules.

For Whom

System Support Representative.

Notes

None

Remedy

Save all relevant information, and contact your support representative.

3651

Message

Internal error: Unexpected OTHERWISE on CASE statement.

Explanation

An OTHERWISE on a CASE statement in the parser has been unexpectedly reached. One of the CASE values is not valid. This will most likely occur if the value accessed is not of the TYPE expected.

Generated By

GEN modules.

For Whom

System Support Representative.

Notes

None

Remedy

Save all relevant information, and contact your support representative.

3652

Message

Internal error: Illegal evlRepresent_t encountered.

Explanation

An evlRepresent_t record has a bad Kind, Format, or other component. This is an internal Parser error, and the data is probably not of evlRepresent_t.

Generated By

OPT and GEN modules.

For Whom

System Support Representative.

Notes

None

Remedy

Save all relevant information, and contact your support representative.

3653

Message

All select-lists do not contain the same number of expressions.

Explanation

If a query contains a UNION, MINUS, or INTERSECT operator, then each select-list in the query must contain the same number of expressions.

Generated By

OPT modules.

For Whom

End User.

Notes

None

Remedy

Correct the statement and resubmit the request.

3654

Message

Corresponding select-list expressions are incompatible.

Explanation

If a query contains a UNION, MINUS, or INTERSECT operator, then the data types for all select-list expressions must be compatible with the corresponding expression in the select-list for the first SELECT in the query. All numeric data types are considered compatible. Character data types are not compatible with numeric data types. Byte data types are only

compatible with byte data types. Graphic data types are only compatible with graphic data types.

Generated By

OPT modules.

For Whom

End User.

Notes

None

Remedy

Correct the statement and resubmit the request.

3655

Message

DUMP of database DBC attempted with invalid option.

Explanation

A DUMP was attempted of database with some invalid option. Most DUMP options are not permitted for the database DBC.

Generated By

OPT modules.

For Whom

End User.

Notes

None

Remedy

Retry without invalid option(s).

3656

Message

Journal table specified no longer exists.

Explanation

The user referenced a journal table which has been deleted from the system.

Generated By

RES and OPT modules.

For Whom

End User.

Notes

None

Remedy

Reestablish a Journal Table, or set to no journal.

3657

Message

Non-integer submitted as EventNo.

Explanation

A value supplied for an EventNo is not an integer or beyond the range of 32 bit integers.

Generated By

OPT modules.

For Whom

End User.

Notes

None

Remedy

Use only integers within 32 bit representation range for Event numbers.

3658

Message

ROLLBACK/ROLLFORWARD table specifications are invalid.

Explanation

A ROLLBACK or ROLLFORWARD statement has been submitted for which the specified table(s) either would require use of two different journals or would not result in any recovery being performed. If multiple individual tables are specified then they all must use the same journal table. If a single table is specified then it must have a journal option and if a processor list is included in the statement then the table must not have the fallback option.

Generated By

OPT modules.

For Whom

End User.

Notes

None

Remedy

Do separate ROLLBACK/ROLLFORWARD operations for tables using different Journals, or do not request recovery of a single table without the journal option or do not request specific processor recovery of a single table with the fallback option.

3659

Message

The view is not valid for this UPDATE operation.

Explanation

A view that contains any expressions cannot be used for manipulating the data in the underlying table.

Generated By

OPT modules.

For Whom

End User.

Notes

None

Remedy

Redefine the view or do not use a view.

3660

Message

The Argument for parameter '%VSTR' must be a constant expression.

Explanation

An argument in an EXECUTE/CALL statement is not a constant expression. Only constants or constant expressions are permitted.

Generated By

RES modules.

For Whom

End User.

Notes

None

Remedy

Revise the statement appropriately.

3661

Message

CREATE text for the specified table is too long for SHOW TABLE.

Explanation

The text that would be used in a single CREATE TABLE statement for the specified table is too long to return via SHOW TABLE. The table must have been created using CREATE TABLE followed by one or more instances of ALTER TABLE.

Generated By

OPT modules.

For Whom

End User.

Notes

Even if SHOW TABLE succeeds, there are many instances in which the text returned can not be used directly to create a table, but must be split into a CREATE TABLE and one or more ALTER TABLE statements.

Remedy

HELP TABLE may be used to return the equivalent information in a different format.

3662

Message

Concatenation between BYTE data and other types is illegal.

Explanation

The user tried to concatenate a BYTE data type with a non BYTE data type.

Generated By

OPT modules.

For Whom

End User.

Notes

None

Remedy

Correct the statement and resubmit the request.

3663

Message

Index of BYTE data with other types is illegal.

Explanation

The user tried to obtain the index of a BYTE data type with a non BYTE data type.

Generated By

OPT modules.

For Whom

End User.

Notes

None

Remedy

Correct the statement and resubmit the request.

3664

Message

Request number out of sequence.

Explanation

The request number is out of sequence. Each request in a session should be assigned a request number which is greater than that of the previous request.

Generated By

CON modules.

For Whom

System Support Representative.

Notes

None

Remedy

Save all relevant information and notify your support representative.

3665

Message

END TRANSACTION without CHECKPOINT LOADING END.

Explanation

This error occurs only if there is an error in the fast load protocol. The INSERT statement in a fast load must be followed at some point by a CHECKPOINT END before an END TRANSACTION is issued.

Generated By

OPT modules.

For Whom

System Support Representative.

Notes

None

Remedy

Save all relevant information and notify your support representative.

3666

Message

This View has too many columns to Store or Retrieve comments.

Explanation

When a View has more than 50, entries are not made in the dictionary table Dbc.TVFields (View DBC.Columns). Comments are normally stored in this table but cannot be stored or retrieved for Views with a large number of columns.

Generated By

OPT modules.

For Whom

End User.

Notes

None

Remedy

None. Comments cannot be stored or retrieved for Views with more columns than the recommended limit.

3667

Message

CHECKPOINT statement used incorrectly.

Explanation

A CHECKPOINT statement was preceded by a DELETE, INSERT or UPDATE statement within an explicit or implicit transaction.

Generated By

OPT modules.

For Whom

End User.

Notes

None

Remedy

Restructure the operation.

3668

Message

A table listed in the Dictionary is not present or is moved to another map.

Explanation

The database Resolver has found an internal identity for a named table in Dictionary table DBC.TVM and a subsequent effort to access the table header to complete compilation of the query has found no table with that identity. This could be due to either the table being dropped or moved to another map before a statement that references the table was processed.

Generated By

MGC modules.

For Whom

System Engineer or Database Administrator.

Notes

None

Remedy

If the table was being deleted or moved by another session, a retry should indicate if that the table is present or not. If this error persists on retry, there is an entry in DBC.TVM that does not represent an existing table. The most likely reason would be an uncompleted RESTORE operation.

3669

Message

More than one value was returned by a subquery.

Explanation

If a subquery is used in a unquantified predicate, the subquery must return either no values or one value.

Generated By

OPT modules.

For Whom

End User.

Notes

None

Remedy

Revise the predicate by specifying ANY before the subquery or revise the subquery so that it returns no values or one value.

3670

Message

'%VSTR' is not a User.

Explanation

The specified item is a database but not a User. Users have passwords and logons are permitted to Users. A database has no password and cannot be logged onto.

Generated By

RES modules.

For Whom

End User.

Notes

None

Remedy

Correct the statement and resubmit the request.

3671

Message

An invalid HostId has been specified.

Explanation

The range for Host Id's is 1 to 1023. A value outside of this range or a non-integer value has been specified, or a value in range has been specified in a context where the HostId must be in the current or next configuration for the system, but is not.

Generated By

OPT modules.

For Whom

End User.

Notes

None

Remedy

Correct the statement and resubmit the request.

3672

Message

No logging to end.

Explanation

The user tried to do an END LOGGING statement and there was no data to end.

Generated By

OPT modules.

For Whom

End User.

Notes

None

Remedy

Do a BEGIN LOGGING prior to the END LOGGING.

3673

Message

Statement not permitted during MLoad.

Explanation

Only ABORT, BT, CHECKPOINT LOADING, DELETE, MLOAD, END MLOAD, EXECUTE MLOAD, ET, HELP, INSERT, Null stmts, RELEASE MLOAD and UPDATE are permitted during MLoad. Further, only INSERT, DELETE, UPDATE, and UPSERT are permitted as an MLOAD/MLOADX DML.

Generated By

OPT modules.

For Whom

Host Utility MLoad.

Notes

None

Remedy

Correct the statement and resubmit the request.

3674

Message

Bad internal value of the collation.

Explanation

This error occurs when a variable which is supposed to hold a valid collation, doesn't represent any of the valid collation values.

Generated By

OPT and GEN modules.

For Whom

System Support Representative.

Notes

This is not a user error.

Remedy

Save all relevant information and the dump, and contact your support representative.

3675

Message

Bad internal value of repr format field.

Explanation

This error occurs when the format field of a repr doesn't represent a valid value. This may happen when format was taken from SysMsgHdr.HostCharSet and the HostCharSet had an invalid value. In many cases this error is related to wrong codes of National Character Sets.

Generated By

OPT and GEN modules.

For Whom

System Support Representative.

Notes

This is not a user error.

Remedy

Save all relevant information and the dump, and contact your support representative.

3676

Message

Default Journal for database '%VSTR' does not exist.

Explanation

This error occurs if the resolver finds a database with default journaling which does not have a corresponding TVM row for the journal table. This situation most likely arises if the database has been restored but not the corresponding permanent journal table and the user attempts an operation on the journal (e.g. CHECKPOINT).

Generated By

RESNAME2.

For Whom

System Engineer or Database Administrator.

Notes

None.

Remedy

The data dictionary is out-of-synch. You cannot re-submit the request until the referential integrity problem is resolved. Restore the permanent journal table referenced by the indicated database. If this doesn't resolve the problem, something more severe must have happened, so notify your support representative.

3677

Message

%VSTR referenced by %FSTR does not have implied GRANT access to
%DBID.%TVMID.,=%s User %S does not have implied GRANT access to the referenced
table.

Explanation

The user does not have an implied GRANT access rights to execute this request, or the owner of the requested view or macro does not have the GRANT access right to underlying tables. This is an interim message for Release 4.1, and the code value is used to log the fact that the access needed was not present, but to allow the query to execute, using old rules where the GRANT access was unchecked. Starting with Release 4.2, this message should be obsolete.

Generated By

SQL modules.

For Whom

End User, Database Administrator.

Notes

None

Remedy

Obtain the necessary access rights.

3679

Message

Transaction ABORTed due to resource shortage.

Explanation

A transaction was aborted which required dictionary information that it was unable to receive due to being blocked by other locks. All available AMP tasks were busy or were also waiting for locks. Accepting this request would have created a possibility of an unbreakable resource deadlock. The limit of retries for this condition was exhausted and the transaction was aborted. The application program was informed with a 2631 error that it's transaction was aborted and that it must resubmit the request. This entry and it's associated information has been placed into the ErrorLog to aid in understanding the ErrAMPLokDeadLock (2631) which was reported to the application. The probable cause of this condition is a long running DDL operation being performed while many other requests are also being presented to the database.

Generated By

MgcExpRq

For Whom

Database Administrator.

Notes

None

Remedy

No action is required for this error. If this condition is recurrent, review the use of DDL during the time the events occur. If adjustments to the use of DDL during these periods cannot resolve the problem, notify your support representative.

3680

Message

Too many collected statistics items for this COLLECT command.

Explanation

Because the optimizer uses spool files for generating statistics, when collecting statistics on a table that has too many columns/indexes with statistics collected previously, the total number of spool files needed will exceed its limit. The limit of columns/indexes has been set at 40 according to the limit of spool files.

Generated By

OPT modules.

For Whom

End User.

Notes

None

Remedy

Instead of using "COLLECT STATISTICS on <table>", collect statistics on each item individually.

3681

Message

Table %DBID.%TVMID with column %VSTR cannot be used as a target.

Explanation

A table that contains one or more of the following column names: ApplySeq, DBCErrorCode, DBCErrorField, DMLSeq, ImportSeq, SMTSeq, SourceSeq or Uniqueness cannot be used as a Multiload target table.

Generated By

OPT modules.

For Whom

End User.

Notes

None

Remedy

Change the table definition.

3682

Message

Password has expired, please use MODIFY USER statement to generate a new password.

Explanation

The user has been logged on for the exclusive purpose of generating a new password and has issued some other statement. When a user is logged on with an expired password the only statement allowed is one to change the password.

Generated By

ParDrivr.

For Whom

End User.

Notes

None

Remedy

Issue a MODIFY USER statement with a new password.

3683

Message

You have used this password, please generate a new one.

Explanation

The password submitted has been previously used by the user and the number of days after which it is reuseable have not passed.

Generated By

OpdModDb.

For Whom

End User.

Notes

None

Remedy

Submit another password.

3684

Message

The password submitted contains too few characters.

Explanation

The password submitted is shorter than specified for this system.

Generated By

OpdModDb.

For Whom

End User.

Notes

None

Remedy

Submit another password with more characters.

3685

Message

The password submitted contains too many characters.

Explanation

The password submitted is longer than specified for this system.

Generated By

OpdModDb.

For Whom

End User.

Notes

None

Remedy

Submit another password with fewer characters.

3686

Message

Digits may not be used in passwords.

Explanation

The password submitted contains digits, which are not permitted at this installation.

Generated By

OpdModDb.

For Whom

End User.

Notes

None

Remedy

Submit another password without digits.

3687

Message

Special characters may not be used in passwords.

Explanation

The password submitted contains special characters which are not permitted at this installation.

Generated By

OpdModDb.

For Whom

End User.

Notes

None

Remedy

Submit another password without special characters.

3688

Message

This statement is not permitted in the FastExport Task.

Explanation

The only statements permitted during FastExport are SELECT, INTERSECT, MINUS, UNION, ABORT, END EXPORT and null statements.

Generated By

OPTSTMT module.

For Whom

End User.

Notes

None

Remedy

Limit statements during FastExport to those listed.

3689

Message

END EXPORT statement is valid only if in FastExport Task.

Explanation

An END EXPORT statement has been encountered and the session is not in FastExport Mode.

Generated By

OPTSTMT module.

For Whom

End User.

Notes

None

Remedy

Do not issue this statement when not in FastExport.

3690

Message

The WITH clause is not permitted in the FastExport mode.

Explanation

The WITH clause is not allowed while in the FastExport mode.

Generated By

OptRet.

For Whom

End User.

Notes

None

Remedy

Do not use WITH clause in FastExport Mode.

3691

Message

Specified Buffer Size is too small in FastExport.

Explanation

The buffer size specified with the select request is too small to hold the maximum size data row to be returned and 24 Bytes of overhead.

Generated By

GnsExpHr procedure.

For Whom

End User.

Notes

None

Remedy

Specify a larger buffer size and resubmit.

3692

Message

Explain is not permitted in the FastExport mode.

Explanation

The Explain statement modifier is not allowed while in the FastExport mode. If the user wants an Explain of a Select used in this mode it should be done by submitting the EXPLAIN SELECT in normal mode. The only difference in action is that in FastExport added steps are taken to redistribute and block the data that would be returned in the response spool.

Generated By

Optimize.

For Whom

End User.

Notes

None

Remedy

Do not do Explain in FastExport.

3693

Message

Statements cannot be PreProcessed in FastExport.

Explanation

A statement has been encountered that is in FastExport mode, and tagged for PreProcessing. This is not permitted.

Generated By

Optimize.

For Whom

End User.

Notes

None

Remedy

Leave FastExport before using Preprocessor mode.

3697

Message

Attempt to translate Unicode/Graphic/KanjiSJIS data to another form has failed

Explanation

This error occurs if a Multi-Byte Character (MBC) string, GRAPHIC string, or GRAPHIC data contains MBC data that has either an odd number of bytes (contains SBC), or there are invalid codes. Either your SQL statement, or your data, has badly formed MBCs data.

Generated By

LEX, OPD, OPU

For Whom

End User and/or Internal

Notes

None.

Remedy

Correct and resubmit. Contact support representative if the problem persists */

3698

Message

SysSecDefaults table has a negative value in an integer column.,=%s

Explanation

All values in the integer columns of the SysSecDefaults table must be either 0 or a positive value.

Generated By

MgcSecOp.

For Whom

Site Administrator.

Notes

None

Remedy

Correct the value for the column in the table SysSecDefaults and restart Teradata.

3699**Message**

SysSecDefaults table has an invalid character value in a char column.,=%s

Explanation

The character value in the PasswordDigits column of the table SysSecDefaults must be either a 'N' to indicate no (not allowed), an 'Y' to indicate yes (allowed but not required), or 'R' to indicate required. The character value in the PasswordSpecChar column of the table SysSecDefaults must be within the range of 'A' - 'P', 'R', or 'Y' as defined by the matrix below. This single character field represents the setting of four password control rules: 1) UserName allowed within the password string 2) Upper/Lower case characters within the password string 3) At least one alpha character within the password string 4) Special characters within the password string In the matrix below, to the right of each valid option character is a single character (Y, N, or R) to indicate how each of the four password control rules are set. 'N' indicates not allowed, 'Y' indicates allowed but not required (for rule Upper/Lower it means ignore case), and 'R' indicates required. Upper/ One Spec Option UserName Lower Alpha Chars N Y Y Y N Y Y Y Y A Y Y Y R B Y Y R N C Y Y R Y D Y Y R R E Y R R N F Y R R Y G Y R R R H N Y Y N I N Y Y Y J N Y Y R K N Y R N L N Y R Y M N Y R R O N R R N P N R R Y R N R R R

Generated By

MgcSecOp.

For Whom

Site Administrator.

Notes

None

Remedy

Correct the value for the column in SysSecDefaults and restart Teradata.

3700

Message

Internal error: An assertion failed.

Explanation

This error occurs only if an inconsistency was detected by the syntaxer. For example, the tables do not match the version in the syntaxer.

Generated By

SYN modules.

For Whom

System Support Representative.

Notes

None

Remedy

Save all relevant information and the dump, and contact your support representative.

3701

Message

Internal error: An unknown error has occurred.

Explanation

If this error occurs, an inconsistency was detected by the Teradata Parser code.

Generated By

MGC, OPT and GEN modules.

For Whom

System Support Representative.

Notes

None

Remedy

Save all relevant information and the dump, and contact your support representative.

3702

Message

Insufficient memory to parse this request.

Explanation

The request was more complex than the Teradata Parser could process.

Generated By

MGC, SYN, RES, OPT and GEN modules.

For Whom

End User.

Notes

None

Remedy

Simplify the request and resubmit it.

3703

Message

'%FSTR' is a Teradata SQL keyword reserved for future use.

Explanation

The request contained a reserved keyword.

Generated By

LEX modules.

For Whom

End User.

Notes

None

Remedy

Choose a different name and resubmit the request.

3704

Message

'%FSTR' ('%VSTR'X) is not a valid Teradata SQL token.

Explanation

The specified character is not a Teradata SQL token. The hexadecimal equivalent of the character is shown in parentheses. The hex equivalent is useful if a character is unprintable.

Generated By

LEX modules.

For Whom

End User.

Notes

None

Remedy

Check the quoted string for proper matching, or remove the invalid character.

3705

Message

Request executed in interpretive EVL mode.

Explanation

This is a warning only, not an error. It indicates that the current request will be executed using interpretive EVL code rather than executable EVL code. Cases where this warning will be returned are: a) Ran out of parser tree segments when trying to generate the executable EVL code. b) Ran out of Plastic Step segment when trying to fit both interpretive EVL code and executable EVL code in the Plastic Steps. c) Ran out of space in the concrete step segment when building one large single step. In an attempt to save space, the compiled is replaced with the interpretive EVL code. The only remedy is to simplify the query.

Generated By

GNCStEvl, GncApply.

For Whom

DBA User and System Support Representative. Note: The request is still processed despite the warning.

Notes

None

Remedy

This message is for information only. To avoid the warning, user may increase the DBS Control Record field MaxParseTreeSegs for case (a) and field StepsSegmentSize for case (b). See Teradata Utilities Manual for information on DBS Control fields.

3706

Message

Syntax error: %VSTR.

Explanation

The request contains a syntax error. '%VSTR' identifies the approximate location of the error or identifies the syntax problem.

Generated By

SYN modules.

For Whom

End User.

Notes

The failure parcel INFO field contains the character position of the error location in the request parcel. In addition to syntax errors, this error message may also indicate a problem such as: duplicate index or constraint names, misspelled function names or function parameters, or cast to an invalid or non-existent data type.

Remedy

Correct the syntax and resubmit the request.

3707

Message

Syntax error, expected something like %VSTR.

Explanation

The request contains a syntax error. '%VSTR' identifies what the syntaxer expected to encounter.

Generated By

SYN modules.

For Whom

End User.

Notes

The failure parcel INFO field contains the character position of the error location in the request parcel. Although the Teradata SQL Parser tries to identify the exact error and show how to correct it, it cannot always give the right solution because it does not know the user's intent.

Remedy

Correct the syntax and resubmit the request.

3708

Message

Syntax error, %VSTR should be deleted.

Explanation

The request contains a syntax error. The syntaxer did not expect '%VSTR'.

Generated By

SYN modules.

For Whom

End User.

Notes

The failure parcel INFO field contains the character position of the error location in the request parcel. Although the Teradata SQL Parser tries to identify the exact error and show how to correct it, it cannot always give the correct solution because it does not know the user's intent.

Remedy

Correct the syntax and resubmit the request.

3709

Message

Syntax error, replace %VSTR.

Explanation

The request contains a syntax error. '%VSTR' represents the field that should be substituted.

Generated By

SYN modules.

For Whom

End User.

Notes

The failure parcel INFO field contains the character position of the error location in the request parcel. Although the Teradata SQL Parser tries to identify the exact error and shows how to correct it, it cannot always give the right solution because it does not know the user's intent.

Remedy

Correct the syntax and resubmit the request.

3710

Message

Insufficient memory to parse this request, during %VSTR phase.

Explanation

The request was more complex than the Teradata SQL Parser could process. The parser stopped at the indicated phase.

Generated By

NEO modules.

For Whom

End User.

Notes

None

Remedy

Increase the DBS Control Record field MaxParseTreeSegs. See Teradata Database Design manual. Otherwise, simplify the request and resubmit it. If the request appears to be simple and there is some question as to whether it should fail for lack of memory, submit the script to your support representative.

3711

Message

Memory segment unavailable to parse this request, %VSTR phase.

Explanation

An attempt to get a memory segment failed while parsing a Teradata SQL statement. The parser stopped at the indicated phase.

Generated By

NEO modules.

For Whom

End User.

Notes

None

Remedy

Normally, simplify the request and resubmit it. If the request appears to be simple and there is some question as to whether it should fail for lack of memory, submit script to your support representative.

3712

Message

Insufficient memory for Plastic Steps for this request.

Explanation

The request was more complex than the Teradata SQL Parser could process. The parser stopped during generation of 'Plastic Steps' which must fit within two segments of memory. A single 'Plastic Step' must fit within one segment.

Generated By

GEN modules.

For Whom

End User.

Notes

None

Remedy

Increase the DBS Control Record field StepsSegmentSize. See Teradata Utilities Manual for information on DBS Control fields. Otherwise, simplify the request and resubmit it. If the request appears to be simple and there is some question as to whether it should fail for lack of memory, submit script to your support representative.

3713

Message

A call to change a memory segment size failed during parsing.

Explanation

An attempt to change the size of a memory segment failed while parsing a Teradata SQL statement.

Generated By

MGC, OPT and GEN modules.

For Whom

System Support Representative.

Notes

None

Remedy

If the problem persists, notify your support representative.

3714

Message

Insufficient memory for a Concrete Step for this request.

Explanation

The request was more complex than the Teradata SQL Parser could process. The parser stopped during generation of a 'Concrete Step' which must fit within one segment of memory or request generated too many concrete steps segments.

Generated By

OPT modules.

For Whom

End User.

Notes

None

Remedy

Normally, simplify the request and resubmit it. If the request appears to be simple and there is some question as to whether it should fail for lack of memory, submit script to your support representative.

3716

Message

Column name list and Select list mismatched.

Explanation

Column name list and Select list must have the same number of expanded object.

Generated By

Resolver.

For Whom

End User.

Notes

None

Remedy

Correct and resubmit the request.

3717

Message

Too many users or databases listed in GRANT/REVOKE statement.

Explanation

The maximum number of users and/or databases that access rights can be granted to or revoked from in one statement is 25.

Generated By

RES modules.

For Whom

End User.

Notes

None

Remedy

Separate the statement into two or more statements each granting to or revoking from no more than 25 users or databases.

3718

Message

Conversion from FLOAT type to CHARACTER type is illegal for column %VSTR.

Explanation

The user tried to insert FLOAT data into a CHARACTER column during FASTLOAD. This conversion is not supported.

Generated By

OPT modules.

For Whom

End User.

Notes

None

Remedy

None, change type of data and resubmit request.

3719

Message

Join update of non-hashed table '%VSTR' is not allowed.

Explanation

The submitted request requires a complex update (for example, a join update) of a non-hashed table. Such updates are not allowed.

Generated By

OPT modules.

For Whom

End User.

Notes

This event code applies to some non-hashed system tables that are owned by user DBC. It does not apply to user tables or any other hashed tables. To determine whether your Teradata SQL request involves a complex update, use the EXPLAIN modifier.

Remedy

Change the request to use a simpler operation such as a single-table update, or submit the request for user tables only. If this event code occurs after the above actions are taken, contact your support representative.

3720

Message

This view does not contain any complete index columns of the underlying table.

Explanation

This error message is issued when HELP INDEX is attempted on a view which does not contain any complete index of the underlying table. (i.e., either contains no indexes at all or contains SOME columns of a multi-column index.)

Generated By

OPT modules.

For Whom

End User

Notes

None

Remedy

Do a HELP INDEX on a view with at least one complete index.

3721

Message

The cursor parcel sent by the host was missing or invalid.

Explanation

Either the cursor parcel was not sent for an updatable cursor update or updatable cursor delete, or the information in the cursor parcel was invalid.

Generated By

GNC and PAR modules.

For Whom

End User.

Notes

None

Remedy

Correct the cursor parcel and resubmit request.

3722

Message

Only a COMMIT WORK or null statement is legal after a DDL Statement.

Explanation

A DDL statement was issued previously. By our current rules, the only time that a DDL statement can be issued inside is when it is the last statement in that transaction. The only statements allowed after a DDL statement are a COMMIT WORK, an unconditional ROLLBACK WORK, or a NULL statement.

Generated By

RES modules.

For Whom

End User.

Notes

None

Remedy

Commit the transaction immediately after the DDL statement.

3723

Message

The cursor UPDATE or DELETE statement references an invalid table.

Explanation

A cursor UPDATE or DELETE statement must reference the same table as the one from which the rows were retrieved in SELECT statement that opened the cursor.

Generated By

OPT and GNC modules.

For Whom

End User.

Notes

None

Remedy

Change table reference and resubmit the request.

3724

Message

No more memory in cursor segment for cursor SELECT request.

Explanation

Each cursor SELECT request requires some memory from the cursor segment to store some information about the cursor but there is no memory left in the cursor segment to do this.

Generated By

GNC modules.

For Whom

End User.

Notes

None

Remedy

Close some open cursor transactions then resubmit request.

3725

Message

Statement not allowed for an ANSI session.

Explanation

The statement you entered cannot be executed when the transaction semantics are set to ANSI.

Generated By

PAR modules.

For Whom

End User.

Notes

None

Remedy

Logon with the transaction semantics set to BTET to execute the statement.

3726

Message

Invalid FORMAT string.

Explanation

The FORMAT string is invalid.

Generated By

synddesc module.

For Whom

End User.

Notes

None

Remedy

Correct the format.

3727

Message

Data format length must match target character length for %VSTR.

Explanation

When converting numeric or date data to character during a FastLoad job the length of the formatted string after the data has been processed through the format must match the length of the target character field. The format can be an explicit or a default format.

Generated By

OPT modules.

For Whom

Host Utility Fast Load.

Notes

None

Remedy

Correct the format and resubmit the request.

3728

Message

A non-numeric column or expression cannot have range clause.

Explanation

The non-numeric column or expression cannot have a range clause.

Generated By

SYN modules.

For Whom

End User.

Notes

None

Remedy

Eliminate the range clause and resubmit the request.

3730

Message

The user used an obsolete syntax or feature in this request.

Explanation

This code is a warning only, not an error. It means that the user used an old form for a statement that is considered obsolete. There is a newer form that should be used.

Generated By

LEX and PAR modules.

For Whom

End User.

Notes

None

Remedy

This message is for information only.

3731

Message

The user must use IS NULL or IS NOT NULL to test for NULL values.

Explanation

The user tried to use a comparison operator with the NULL constant (for example: X=NULL). This does not make sense, since any comparison against NULL cannot be true. Therefore, the comparison will never return rows.

Generated By

SYN modules.

For Whom

End User.

Notes

None

Remedy

Use the syntax IS NULL or IS NOT NULL to test for null values.

3732

Message

The facility of %VSTR has not been implemented yet.

Explanation

The indicated functionality has not yet been implemented. It may be implemented in some future release.

Generated By

SYN modules.

For Whom

End User.

Notes

None

Remedy

Modify the statement to use implemented features and resubmit. If the feature is documented as available, notify your support representative.

3733

Message

The SELECT has more than one %VSTR clause.

Explanation

The SELECT statement contained more than one WHERE clause, ORDER BY clause, or ALIAS clause.

Generated By

SYN modules.

For Whom

End User.

Notes

None

Remedy

Correct the syntax of the SELECT statement and resubmit the request.

3734

Message

Internal error: Unexpected result from FLT subsystem.

Explanation

While using the FLT subsystem, the parser received an unexpected error.

Generated By

LEX and RES modules.

For Whom

System Support Representative.

Notes

None

Remedy

If the problem persists, notify your support representative.

3735

Message

Title string is longer than '%VSTR' characters.

Explanation

Titles must be no more than 256 characters.

Generated By

SYN modules.

For Whom

End User.

Notes

None

Remedy

Correct the statement to have a shorter title, and resubmit the request.

3736

Message

FORMAT string is longer than 30 characters.

Explanation

Picture formats cannot be more than 30 characters.

Generated By

SYN modules.

For Whom

End User.

Notes

None

Remedy

Correct the statement to have a shorter format, and resubmit the request.

3737

Message

Name requires more than 30 bytes in %VSTR internal form.

Explanation

Names in DBS/SQL cannot be longer than 30 after translation to Latin, or Kanji, internal form. Note that with Unicode character sets, a name may be longer than 30 bytes in the session character set and less than 30 bytes after translation to internal form. For example, this valid name "Mynamelongandhasa_eurosign_?" has 30 characters and is encoded in Latin with 30 bytes, UTF16 with 60 bytes, and UTF18 with 32 bytes;

Generated By

LEX, PAR and OPT modules.

For Whom

End User.

Notes

None

Remedy

Correct the statement to have a shorter name, and resubmit the request.

3738

Message

String is longer than 31000 characters.

Explanation

Quoted strings cannot be longer than 31000 physical characters.

Generated By

LEX modules.

For Whom

End User.

Notes

To insert longer strings, the user must have a USING clause and a DATA parcel that contain the characters.

Remedy

Correct the statement to have a shorter string, and resubmit the request.

3739

Message

The user must give a data type for %VSTR.

Explanation

A field in a CREATE TABLE statement, a USING definition, or a macro parameter definition did not specify the data representation of the object.

Generated By

SYN modules.

For Whom

End User.

Notes

The data representations are: BYTEINT SMALLINT INTEGER DECIMAL(n,m) FLOAT CHAR(n) VARCHAR(n) LONG VARCHAR BYTE(n) VARBYTE(n) GRAPHIC(n) VARGRAPHIC(n) LONG VARGRAPHIC(n)

Remedy

Correct the statement to have the data type and resubmit the request.

3740

Message

<%\$DBSHeader : The user issued a diagnostic statement.>

Explanation

Diagnostic statements can be issued only by the user "DBC".

Generated By

SYN modules.

For Whom

The DBA or the System Support Representative.

Notes

The first 72 characters of the request are in the error log. Many diagnostic statements are restricted to the user.

Remedy

This information is for the Teradata operator.

3743

Message

DUMP/RESTORE DATABASE statements cannot appear in macros.

Explanation

DUMP or RESTORE statements are not valid in macros.

Generated By

SYN modules.

For Whom

The DBA and the End User.

Notes

None

Remedy

Do not put a DUMP or RESTORE statement in a macro.

3744

Message

Database already contains a permanent journal table.

Explanation

A MODIFY DATABASE statement has specified a new permanent journal table and one currently exists. A database can contain only one permanent journal table.

Generated By

OPT modules.

For Whom

End User.

Notes

None

Remedy

Change statement and resubmit.

3745

Message

Invalid message category for a Teradata SQL start request.

Explanation

Invalid category for the message.

Generated By

SQL modules.

For Whom

System Support Representative.

Notes

The error parcel INFO field contains the category in which the message was sent.

Remedy

If this error persists, contact your support representative.

3746

Message

Invalid class or kind for a Teradata SQL start request.

Explanation

Message header has an invalid class or kind.

Generated By

SQL modules.

For Whom

System Support Representative.

Notes

The error parcel INFO field contains an invalid class or invalid kind.

Remedy

If this error persists, contact your support representative.

3747

Message

No startup string defined for this user.

Explanation

The user sent a RUNSTARTUP or FMRUNSTARTUP and no startup string was defined.

Generated By

ITB and SQL modules.

For Whom

End User.

Notes

None

Remedy

Ignore the error or define a startup string by using the MODIFY USER statement.

3748

Message

Parcel kind or ordering is invalid.

Explanation

The sequence of parcels received by the Teradata SQL Parser was invalid. Possible causes are: (a) the request did not begin with either an OPTIONS parcel followed by either REQ, FMREQ, INDICREQ, RUNSTARTUP, FMRUNSTARTUP, or IVRUNSTARTUP parcel, or (b) the request did not begin with either a REQ, FMREQ, INDICREQ, RUNSTARTUP, FMRUNSTARTUP or IVRUNSTARTUP parcel, or (c) the request did not end with a RESP or KEEPRESP parcel, or (d) a continuation or ABORT request was sent to the Teradata SQL Parser instead of to the dispatcher.

Generated By

SQL modules.

For Whom

System Support Representative.

Notes

None

Remedy

Correct the program and resubmit the request.

3749

Message

Options Parcel information is invalid.

Explanation

RequestMode field was not an 'F', 'R', 'I' or binary zero. DBCFunction field was not 'P', 'E', or binary zero. The flags RFU_1 - RFU_8 were not binary zero.

Generated By

SQL modules.

For Whom

System Support Representative.

Notes

None

Remedy

Correct the program and resubmit the request.

3750

Message

Illegal Kanji object name %VSTR.

Explanation

Kanji Object names in Teradata SQL must obey the following rules. 1) SBC Katakana characters are those defined in JIS- x0201. 2) The MBC Kanji characters are those defined in JIS- x0208, and 3) The object name can be converted to any other supported Kanji character, and will not exceed 30 bytes in this set. The given name abused one of those rules.

Those rules are verified only when an object is created. They are not verified when an object is referenced.

Generated By

Resolver modules.

For Whom

End User.

Notes

None

Remedy

Correct the object name to apply to the above rules and resubmit the request.

3751

Message

Expected a digit for the exponent.

Explanation

An exponent is missing in a floating constant.

Generated By

LEX modules.

For Whom

End User.

Notes

None

Remedy

Correct the error and resubmit the request.

3752

Message

Too many digits in exponent.

Explanation

Four or more digits were used in the exponent for a floating constant. Only 3 are allowed.

Generated By

LEX modules.

For Whom

End User.

Notes

None

Remedy

Correct the error and resubmit the request.

3753

Message

Too many digits in integer or decimal constant.

Explanation

Too many digits were used. The maximum number of digits for an integer is 10. If an integer greater than the maximum representable value is specified, the parser attempts to represent the constant as a Decimal, with no fractional digits. If the number of digits exceeds the maximum specified for decimal total digits (currently 18), this error is reported.

Generated By

LEX modules.

For Whom

End User.

Notes

None

Remedy

Correct the error and resubmit the request.

3754

Message

Precision error in FLOAT type constant or during implicit conversions.

Explanation

Accuracy was lost while converting a number or when doing implicit conversions. Real numbers are representable to 15 digits of precision in the database. If more digits are used an error is reported.

Generated By

LEX/OPT modules.

For Whom

End User.

Notes

None

Remedy

Correct the error and resubmit the request.

3755

Message

Numeric overflow error.

Explanation

Overflow occurred while converting a number.

Generated By

LEX modules.

For Whom

End User.

Notes

None

Remedy

Correct the error and resubmit the request.

3756

Message

Numeric divided-by-zero error.

Explanation

Division by zero occurred while converting a number.

Generated By

LEX modules.

For Whom

End User.

Notes

None

Remedy

Correct the error and resubmit the request.

3757

Message

Numeric stack overflow error.

Explanation

Stack overflow occurred while converting a number or during large expression computation.

Generated By

LEX / GNC modules.

For Whom

System Support Representative.

Notes

None

Remedy

Check expression and save information and notify your support representative.

3758

Message

Numeric stack underflow error.

Explanation

Stack underflow occurred while converting a number.

Generated By

LEX modules.

For Whom

System Support Representative.

Notes

None

Remedy

Save all relevant information and notify your support representative.

3759

Message

Numeric illegal character error.

Explanation

Conversion error.

Generated By

LEX modules.

For Whom

End User.

Notes

None

Remedy

Correct the error and resubmit the request.

3760

Message

String not terminated before end of text.

Explanation

A closing quote is missing on a string.

Generated By

LEX modules.

For Whom

End User.

Notes

None

Remedy

Correct the error and resubmit the request.

3761

Message

Nothing to be modified in ALTER TABLE.

Explanation

There is no modification in the submitted ALTER TABLE statement. For an ALTER TABLE statement with a MODIFY PRIMARY INDEX clause, at least one of the options must be specified that alters the table's primary index from its existing definition. For example, only specifying the primary index to be UNIQUE when it is already unique is not allowed. Note that specifying a new partitioning expression even if it is syntactically the same or would compute the same mapping is considered to be altering the primary index's definition.

Generated By

SYN and RES modules.

For Whom

The end user.

Notes

None

Remedy

Specify modification(s) and re-submit.

3762

Message

Lock object must be TABLE in FOR CHECKSUM locking modifier.

Explanation

The FOR CHECKSUM locking modifier can only be used to lock a table.

Generated By

RES modules.

For Whom

End User.

Notes

None

Remedy

Change lock object to TABLE and resubmit request.

3763

Message

Conflicting NAMES for this column.

Explanation

The CREATE TABLE has a NAMED phrase.

Generated By

SYN modules.

For Whom

End User.

Notes

None

Remedy

Remove NAMED phrase and resubmit the request.

3764

Message

Use MODIFY DATABASE or MODIFY USER to drop the journal table.

Explanation

The DROP JOURNAL TABLE option drops the journal table and must be used by MODIFY DATABASE or MODIFY USER.

Generated By

SYN modules.

For Whom

End User.

Notes

None

Remedy

Use MODIFY DATABASE/USER to drop the journal table.

3765

Message

Conflicting or duplicate JOURNAL options.

Explanation

The request contained two conflicting or duplicate JOURNAL options.

Generated By

SYN modules.

For Whom

End User.

Notes

None

Remedy

Change these JOURNAL options and resubmit request.

3766

Message

Replace WITH by DEFAULT for the JOURNAL TABLE option.

Explanation

The WITH JOURNAL TABLE option is used in the CREATE/ALTER TABLE statement.

Generated By

SYN modules.

For Whom

The end user.

Notes

None

Remedy

Correct the error and resubmit the request.

3767

Message

Updatable cursor SELECT statement must follow FOR CHECKSUM locking modifier.

Explanation

The FOR CHECKSUM locking modifier can only be used with an updatable cursor SELECT statement.

Generated By

RES modules.

For Whom

End User.

Notes

None

Remedy

Resubmit locking modifier with an updatable cursor SELECT statement.

3768

Message

The JOURNAL option is conflicting to the JOURNAL TABLE option.

Explanation

The NO [BEFORE/AFTER] JOURNAL option is conflicting to the DEFAULT/WITH JOURNAL TABLE option.

Generated By

SYN modules.

For Whom

The end user.

Notes

None

Remedy

Either specify no journal table or no journaling.

3769

Message

Checksum locking modifier must reference the same table as the SELECT statement that follows it.

Explanation

The checksum locking modifier must lock the same table as the one referenced by the SELECT statement that is associated with it.

Generated By

OPT modules.

For Whom

End User.

Notes

None

Remedy

Change locking modifier so that it references the same table as SELECT that follows it and re-submit the request.

3770

Message

DEFAULT JOURNAL TABLE = tname is required for JOURNAL option.

Explanation

The DEFAULT JOURNAL TABLE option is required when the JOURNAL option appears in the CREATE DATABASE or CREATE USER.

Generated By

SYN modules.

For Whom

The end user.

Notes

None

Remedy

Either specify a journal table or no journaling.

3771

Message

Illegal expression in WHEN clause of CASE expression.

Explanation

There are 3 causes of this error are: a) a boolean is specified in a WHEN clause for a simple CASE expression, Example: SEL CASE t.x WHEN 1=1 THEN t.x ELSE t.y END FROM t; b) a simple expression is specified in a WHEN clause for a conditional CASE expression, Example: SEL CASE WHEN 1+1 THEN t.x ELSE t.y FROM t; c) an embedded SELECT is found in the WHEN clause

Generated By

GNCEVL.

For Whom

The end user.

Notes

None

Remedy

Correct and re-submit SQL query.

3772**Message**

You cannot DROP a journal that is the default for other databases.

Explanation

An attempt has been made, in MODIFY DATABASE, to drop the permanent journal table in that database, but there is at least one other database that specifies the table as its default permanent journal. Journal tables may not be dropped when they are currently listed as defaults in other databases, even if no table is actually using them.

Generated By

OPT modules.

For Whom

End User.

Notes

None

Remedy

Either turn default journaling off for the other database using this journal, or assign default journaling to some other journal. MODIFY DATABASE must be used to turn default journaling off or to change the default journal table assignments.

3773

Message

You cannot DROP a permanent journal table that is in use.

Explanation

An attempt has been made, in MODIFY DATABASE, to drop the permanent journal table in that database, but there is at least one table, which may be in any database, that specifies the permanent journal. Journal tables may be dropped only when they are no longer in use.

Generated By

OPT modules.

For Whom

End User.

Notes

None

Remedy

Either turn journaling off for tables using the permanent journal, or drop the tables.

3774

Message

Internal error: Requested option is not yet implemented.

Explanation

Internal Teradata SQL Parser error.

Generated By

SYN modules.

For Whom

System Support Representative.

Notes

None

Remedy

Save all relevant information and notify your support representative.

3775

Message

Invalid hexadecimal constant.

Explanation

An invalid hexadecimal constant was present. The Teradata DBS internal ASCII form is: [V] [Repertoire] 'hexadecimal digit(s)'XC[] [F] Where Repertoire could be _Latin1, _Unicode, _Graphic, _KanjiSJIS, _Kanji1 or blank. The external EBCDIC form is: X'hexadecimal digits' Please see "Data Types and Literals" in the Teradata SQL Reference Manual for details.

Generated By

LEX modules.

For Whom

End User.

Notes

None

Remedy

Correct the error and resubmit the request.

3776

Message

Comment not terminated before end of request text.

Explanation

A closing comment (**) was missing.

Generated By

LEX modules.

For Whom

End User.

Notes

None

Remedy

Correct the error and resubmit the request.

3778

Message

SELECT statement must follow LOCK ROW modifier.

Explanation

This code indicates that the user has not specified a SELECT statement for the LOCK ROW modifier.

Generated By

OPT modules.

For Whom

End User.

Notes

None

Remedy

Re-submit the LOCK ROW modifier with a SELECT statement.

3779

Message

Fractional digits must be between 0 and total digit number.

Explanation

The decimal column definition specified for the fractional part is more than 18 decimal digits, less than zero, or more than the number of total digits.

Generated By

SYN modules.

For Whom

End User.

Notes

None

Remedy

Correct the error and resubmit the request.

3780

Message

SysSecDefaults Row not found, Base Default values used.

Explanation

On system startup, the single row in table DBC.SysSecDefaults that should exist, with a primary index value of 1, has not been found. The Base default values have been used, providing no 5.0 password security options.

Generated By

MgcSecOp.

For Whom

System Administrator.

Notes

None

Remedy

Check status of DBC.SysSecDefaults and insure that a single row is created with primary index value of 1 and the desired values for the password security options. Then, restart system.

3781

Message

No aggregate operation allowed in the search condition for a joined table.

Explanation

aggregate operations (SUM, MAX, MIN, AVG, COUNT) are not allowed in a search condition for a joined table.

Generated By

RES module

For Whom

End User

Notes

None

Remedy

Correct search condition and resubmit request.

3782

Message

Improper column reference in the search condition of a joined table.

Explanation

A column reference in the search condition (ON clause) of the outer join does not belong to any of the two joined table involved.

Generated By

RES module

For Whom

End User

Notes

None

Remedy

Correct search condition and resubmit request.

3784

Message

The number of digits specified must be between 1 and 38.

Explanation

The user has specified a value n less than 1 or more than 38 in declaring a data type of DECIMAL(n,m) or a data description of n DIGITS.

Generated By

SYN modules.

For Whom

End User.

Notes

None

Remedy

Correct the error and resubmit the request.

3785

Message

Expected ANY or ALL is missing.

Explanation

If a parenthesized list is specified as the right operand of a comparison predicate, it must be preceded by ANY or ALL.

Generated By

SYN modules.

For Whom

End User.

Notes

None

Remedy

Correct the error and resubmit the request.

3786

Message

Range value incompatible with type of column %VSTR.

Explanation

The high and low range must be values compatible with the type of the column.

Generated By

OPT modules.

For Whom

End User.

Notes

None

Remedy

Correct the error and resubmit the request.

3787

Message

Illegal duplicate entry in a list.

Explanation

A list that should contain no duplicate values contains one. Examples are HostIDs and Users in GRANT/REVOKE LOGON. For the case of BEGIN/END LOGON this error occurs if the User Name list contains duplicate entries or the Object Name list contains duplicate entries.

Generated By

OPT modules.

For Whom

End User.

Notes

None

Remedy

Correct the error and resubmit the request.

3789

Message

Multiple '%VSTR' options.

Explanation

The user specified multiple data description option.

Generated By

SYN modules.

For Whom

End User.

Notes

None

Remedy

Remove additional one and resubmit the request.

3790

Message

GRANT/REVOKE LOGON not allowed TO DBC.

Explanation

A GRANT LOGON or REVOKE LOGON statement has listed user DBC. This is not permitted.

Generated By

OPT modules.

For Whom

End User.

Notes

None

Remedy

Correct the error and resubmit the request.

3791

Message

A view in an Update or Delete statement can not have a joined table in its definition.

Explanation

A view referenced in an Update or Delete statement can not have a joined table in its definition.

Generated By

RES module

For Whom

End User

Notes

None

Remedy

Correct search condition and resubmit the request.

3792

Message

Conflicting CASESPECIFIC options.

Explanation

The user specified both CASESPECIFIC (CS) and NOT CASESPECIFIC (NOT CS).

Generated By

SYN modules.

For Whom

End User.

Notes

None

Remedy

Specify only one option.

3793

Message

Conflicting NULL options.

Explanation

The user specified both NULL and NOT NULL options.

Generated By

SYN modules.

For Whom

End User.

Notes

None

Remedy

Specify only one option.

3794

Message

The argument type for the HASHBUCKET function is invalid.

Explanation

The user specified an invalid type of argument for the HASBUCKET function. If specified the argument must be a BYTE(4) data type.

Generated By

OPT modules.

For Whom

End user.

Notes

None

Remedy

Correct the argument type.

3795

Message

Internal error: Unimplemented type option specified.

Explanation

An internal error, the parser code necessary to process this type is missing.

Generated By

SYN modules.

For Whom

System Support Representative.

Notes

None

Remedy

Save all relevant information and notify your support representative.

3796

Message

The user must specify a value for PERMANENT space.

Explanation

The CREATE USER or DATABASE statement did not specify PERMANENT space.

Generated By

SYN modules.

For Whom

End User.

Notes

Use PERMANENT = 0 if you do not want to give space to a user.

Remedy

Add the PERMANENT clause and resubmit the request.

3797

Message

A PASSWORD must be specified when creating a user.

Explanation

In the CREATE USER statement, the user did not specify a password.

Generated By

SYN modules.

For Whom

End User.

Notes

None

Remedy

Add the PASSWORD clause and resubmit the request.

3798

Message

A column or character expression is larger than the max size.

Explanation

The maximum size limit for a character expression or column of LATIN, KANJI1, UNICODE or GRAPHIC character type is 64000 bytes. It is 32000 bytes for KANJISJIS character type. The maximum size limit for a column or expression of type BYTE or VARBYTE is 64000 bytes. If it is returned in the fieldmode the limit is 32000 bytes representation because its representation takes two characters to represent a byte.

Generated By

SYN and OPT modules.

For Whom

End User.

Notes

None

Remedy

Reduce the size of the column.

3799

Message

A RunUnit or Coordinator ID is larger than the max size.

Explanation

A RunUnit or Coordinator ID can be no longer than 30 characters.

Generated By

ParDrivr.

For Whom

End User.

Notes

None

Remedy

Reduce the size of the RunUnit or Coordinator ID.

3800**Message**

Datatype Mismatch in THEN/ELSE expression.

Explanation

The dataset of THEN/ELSE expressions contain a datatype that is incompatible with other datatypes in the set. Example: SEL CASE WHEN 1=1 THEN ByteCol ELSE IntCol END;

Generated By

OPTWEXP

For Whom

The end user.

Notes

None

Remedy

Correct and re-submit SQL query.

3801**Message**

Database '%VSTR' already exists.

Explanation

The user attempted to create the database or user specified. A database or user exists with that name. This error occurs on a CREATE DATABASE or USER statement.

Generated By

RES modules.

For Whom

End User.

Notes

None

Remedy

Choose a new name for the database or user, and resubmit the Teradata SQL request.

3802

Message

Database '%VSTR' does not exist.

Explanation

The user referred to a database or user as %VSTR. That database or user does not exist.

Generated By

RES and OPT modules.

For Whom

End User.

Notes

None

Remedy

Correct the Teradata SQL statement by using a valid name for the database or user and resubmit the request.

3803

Message

Table '%VSTR' already exists.

Explanation

The user tried to create a table, view, macro, trigger, procedure or function and a table with that name already existed. This error occurs on the CREATE TABLE, VIEW, MACRO, TRIGGER, PROCEDURE or FUNCTION statement.

Generated By

RES and OPT modules.

For Whom

End User.

Notes

None

Remedy

Examine the Teradata SQL statement and verify that the request is correct. Change the statement to specify a different name and resubmit the request.

3804

Message

View '%VSTR' already exists.

Explanation

The user tried to create a table, view, macro, trigger, procedure or function and a view with that name already existed. This error occurs on the CREATE TABLE, VIEW, MACRO, TRIGGER, PROCEDURE or FUNCTION statement. (As a special case this error can also be caused by two REPLACE VIEW statements issued at the same time from two different sessions: If both sessions try to replace the same view in the same user or database, and the view does not already exist, then they will both try to create the view, and one of the sessions will get this error).

Generated By

RES and OPT modules.

For Whom

End User.

Notes

None

Remedy

Examine the Teradata SQL statement and verify that the request is correct. Change the statement to specify a different name and resubmit the request.

3805

Message

Macro '%VSTR' already exists.

Explanation

The user tried to create a table, view, macro, trigger, procedure or function and a macro with that name already existed. This error occurs on the CREATE TABLE, VIEW, MACRO, TRIGGER, PROCEDURE or FUNCTION statement. (As a special case this error can also be caused by two REPLACE MACRO statements issued at the same time from two different sessions: If both sessions try to replace the same macro in the same user or database, and the macro does not already exist, then they will both try to create the macro, and one of the sessions will get this error).

Generated By

RES and OPT modules.

For Whom

End User.

Notes

None

Remedy

Examine the Teradata SQL statement and verify that the request is correct. Change the statement to specify a different name and resubmit the request.

3806

Message

Table/view/trigger name '%VSTR' is ambiguous.

Explanation

The user referenced a table or view that exists in more than one database.

Generated By

RES modules.

For Whom

End User.

Notes

None

Remedy

Qualify the table or view name with an explicit database name and resubmit the request.

3807

Message

Object '%VSTR' does not exist.

Explanation

The user referenced a table, view, trigger, procedure or function that does not exist.

Generated By

RES and OPT modules.

For Whom

End User.

Notes

None

Remedy

Check the spelling of the table or view name. Check for the correct database name. Correct the request and resubmit it.

3808

Message

Database unspecified for '%VSTR'.

Explanation

The request to create a table, view, or macro refers to more than one database. The new table, view, or macro name is not fully qualified without the database name. This error occurs on the CREATE TABLE, VIEW, or MACRO statement.

Generated By

RES modules.

For Whom

End User.

Notes

None

Remedy

Specify the database name for the table, view, or macro created in and resubmit the request.

3809

Message

Column '%VSTR' is ambiguous.

Explanation

The column %VSTR exists in more than one of the tables or views referenced in this statement.

Generated By

RES modules.

For Whom

End User.

Notes

None

Remedy

The user must qualify the column referenced with an explicit table name wherever it is used in the statement.

3810

Message

Column/Parameter '%VSTR' does not exist.

Explanation

The column/parameter %VSTR could not be found in any of tables or views referenced in this statement.

Generated By

RES modules.

For Whom

End User.

Notes

None

Remedy

Check the spelling of the column or parameter name, or see if the table or procedure in which the column exists is correctly referenced. If the item named in this message is not intended to be a column or parameter, but is intended to be data, verify that you are using the correct syntax to specify that data type (eg., alphanumeric constant should be enclosed in quotes). correct as appropriate and submit the query.

3811

Message

Column '%VSTR' is NOT NULL. Give the column a value.

Explanation

The column %VSTR has NOT NULL value and does not have a default value. This error occurs on the INSERT statement.

Generated By

RES and OPT modules.

For Whom

End User.

Notes

None

Remedy

Correct the INSERT statement to give a value for the named column and resubmit the request.

3812

Message

The positional assignment list has too few values.

Explanation

The list of values specified by the INSERT statement is shorter than the list of columns in the table. This error occurs on the INSERT statement.

Generated By

RES and OPT modules.

For Whom

End User.

Notes

None

Remedy

Correct the INSERT statement to have a position (value or comma) for each column in the table.

3813

Message

The positional assignment list has too many values.

Explanation

The list of values given on the INSERT statement was longer than the list of columns present in the tables. This error occurs in the INSERT statement.

Generated By

RES and OPT modules.

For Whom

End User.

Notes

None

Remedy

Correct the INSERT statement to have a position for each column in the table.

3814

Message

Column '%VSTR' is referenced twice or cannot be matched.

Explanation

This error occurs when the column indicated in the INSERT statement does not exist or inserting into a view with a column name being referenced more than once. This error occurs in the INSERT statement.

Generated By

RES modules.

For Whom

End User.

Notes

None

Remedy

Correct the statement to have matched column name in the table or column name being referenced only once.

3815

Message

All expressions must be given explicit names.

Explanation

The Teradata SQL Parser needs a name to use expression.

Generated By

RES modules.

For Whom

End User.

Notes

None

Remedy

Add a NAMED phrase after the expression and resubmit the request.

3816

Message

The positional parameter list has too few values.

Explanation

The macro argument list does not contain one position for each parameter. This error occurs on the EXECUTE statement.

Generated By

RES modules.

For Whom

End User.

Notes

None

Remedy

Correct the EXECUTE statement to include the correct number of values.

3817

Message

The positional parameter list has too many values.

Explanation

The macro argument list contained more values than the macro actually has. This error occurs on the EXECUTE statement.

Generated By

RES modules.

For Whom

End User.

Notes

None

Remedy

Correct the EXECUTE statement to include the correct number of values and resubmit the request.

3818

Message

The named parameter list has too many values.

Explanation

The macro argument list specified parameters that did not exist, or a macro parameter was specified more than once. This error occurs on the EXECUTE statement.

Generated By

RES modules.

For Whom

End User.

Notes

None

Remedy

Correct the EXECUTE statement to include the correct number of values and resubmit the request.

3819

Message

The parameter '%VSTR' must be given a value.

Explanation

The parameter specified has a NOT NULL value, and the EXECUTE statement did not give the parameter a value. This error occurs on the EXECUTE statement.

Generated By

RES modules.

For Whom

End User.

Notes

None

Remedy

Correct the EXECUTE statement to give a value to the named parameter and resubmit the request.

3820

Message

The macro '%VSTR' requires parameters.

Explanation

The macro specified needed parameters, and the EXECUTE statement did not specify any. This error occurs on the EXECUTE statement.

Generated By

RES modules.

For Whom

End User.

Notes

None

Remedy

Correct the EXECUTE statement to give values for the parameters and resubmit the request.

3821

Message

The macro '%VSTR' does not allow parameters.

Explanation

The macro specified did not take parameters, and the EXECUTE statement specified some parameters. This error occurs on EXECUTE statement.

Generated By

RES modules.

For Whom

End User.

Notes

None

Remedy

Remove the value list from the EXECUTE statement and resubmit the request.

3822

Message

Cannot resolve column '%VSTR'. Specify table or view.

Explanation

The named column must be further qualified with the table or view name.

Generated By

RES modules.

For Whom

End User.

Notes

None

Remedy

Specify the table name or view name where the column exists and resubmit the request.

3823

Message

VIEW '%VSTR' may not be used for Help Index/Constraint/Statistics, Update, Delete or Insert.

Explanation

The view specified can only be used for retrievals. The user cannot use this view for INSERT, UPDATE, or DELETE statements, nor can the user ask for index/statistics/constraint information on a view that is not on a single table.

Generated By

RES modules.

For Whom

End User.

Notes

A view that contains any expressions, joins, or aggregates cannot be used for manipulating the data in the underlying table. The HELP INDEX, HELP STATISTICS, HELP CONSTRAINT statements will also not work on such views.

Remedy

Redefine the view or do not use a view.

3824

Message

Macro '%VSTR' does not exist.

Explanation

The macro specified does not exist in the specified database(s).

Generated By

RES and OPT modules.

For Whom

End User.

Notes

None

Remedy

Check the spelling of the macro name; make sure that the correct database is specified.

3825

Message

Incomplete table.

Explanation

A failed restore probably left a DBC table incomplete. An attempt was made to access the incomplete table using a secondary index but nothing was found where there was supposed to be something. At the moment, a bad restore is the only thing known to cause this error.

Generated By

RES modules.

For Whom

End User.

Notes

None

Remedy

Do a good restore .

3826

Message

A 2PC parcel is only valid when in a 2PC session.

Explanation

A user issued a 2PC parcel while not in 2PC mode. A session must be logged on as a 2PC session.

Generated By

ParDrivr.

For Whom

End User.

Notes

None

Remedy

Logon a 2PC session and retry the request(s).

3827

Message

A 2PC Vote, Commit, or Vote & Terminate was received while in an inner transaction.

Explanation

A user issued a 2PC parcel while in an inner transaction. VOTE, COMMIT and VOTE/TERMINATE requests are only valid when no user generated transaction exists.

Generated By

ParDrivr and GncApply.

For Whom

End User.

Notes

None

Remedy

Re-execute the requests with properly matched BEGIN and END TRANSACTION statements.

3828

Message

A commit is valid for in-doubt transactions only.

Explanation

A user issued a commit for a transaction that was not in-doubt. An in-doubt transaction results from a VOTE request. This failure caused the transaction to be rolled back.

Generated By

ParDrivr.

For Whom

End User.

Notes

None

Remedy

Re-execute all the requests, except the commit, then issue a vote followed by a commit.

3829

Message

DDL is not allowed in a 2PC session.

Explanation

Data Definition Language statements are not allowed in 2PC sessions.

Generated By

Resolver.

For Whom

End User.

Notes

None

Remedy

Execute the request without DDL statements.

3831

Message

A 2PC parcel must be in a 2PC transaction.

Explanation

A 2PC parcel was received before the Parser received an SQL request.

Generated By

ParDrivr.

For Whom

End User.

Notes

None

Remedy

Issue the 2PC parcel after executing an SQL request.

3832

Message

A 2PC parcel must not directly follow an Options parcel.

Explanation

A 2PC parcel was sent after an Options parcel. Options parcels must be followed by a non-2PC parcel.

Generated By

ParDrivr.

For Whom

End User.

Notes

None

Remedy

Parcels must be issued in proper sequence.

3833

Message

A CHECKPOINT statement is not allowed in a 2PC session.

Explanation

CHECKPOINTS are not allowed in 2PC.

Generated By

Resolver.

For Whom

End User.

Notes

None

Remedy

Resubmit the request without using a CHECKPOINT statement.

3834

Message

The session has an in-doubt transaction, which must be resolved before new requests can be submitted.

Explanation

This error is issued following a DBS reset when the session has an in-doubt transaction and the user or application submitted a new request. The transaction may be in-doubt because it updates a replicated table. Normally, such a transaction is eventually resolved automatically, but resolution may be delayed if the replication transport provider does not respond quickly enough.

Generated By

ParDrivr.

For Whom

End User.

Notes

None

Remedy

The application can proceed once the in-doubt transaction has been resolved. It may have to re-execute the in-doubt transaction or use some other technique to determine its outcome before proceeding on to new work. If, for some unusual reason, the in-doubt transaction cannot be resolved automatically, the TPCCONS console program may be used to resolve it manually.

3835

Message

A 2PC abort has occurred.

Explanation

A 2PC Abort was received from the host or the Resolver Base Module. The 2PC transaction is aborted or rolled back.

Generated By

ParDrivr.

For Whom

End User.

Notes

None

Remedy

None - status notification.

3836

Message

A 2PC parcel must be the last parcel in a request.

Explanation

No parcels can follow a 2PC parcel, but the Parser detected another parcel. The transaction is rolled back.

Generated By

ParDrivr.

For Whom

End User.

Notes

None

Remedy

Resubmit all requests; reissue the 2PC parcel with no trailing parcels.

3837

Message

A 2PC Abort or Commit cannot be combined with other requests.

Explanation

Abort or Commit parcels must be solo - they cannot follow SQL requests. The transaction is rolled back.

Generated By

ParDrivr.

For Whom

End User.

Notes

None

Remedy

Resubmit the request without the 2PC parcel. Submit the Abort or Commit as a solitary request.

3839

Message

A command intended only for Teradata internal testing was incorrect.

Explanation

Several statements intended for use only by TERADATA personnel require confirmation. The confirmation was not given correctly.

Generated By

SynDiag module.

For Whom

TERADATA personnel.

Notes

None

Remedy

Resubmit the statement and confirm it correctly.

3840

Message

Teradata has been restarted as requested by the user.

Explanation

This message is displayed to tell the user that the DBC has been restarted as a result of submitting the command: DIAGNOSTIC DBCRESTART

Generated By

SynDiag module.

For Whom

The end user.

Notes

None

Remedy

None.

3841

Message

Diagnostic CONVERT not allowed if logons are enabled.

Explanation

DIAGNOSTIC CONVERT is used during the dictionary table conversion. It expects logons to have been disabled.

Generated By

SYN modules.

For Whom

The DBA.

Notes

None

Remedy

Make sure that logons are disabled.

3842

Message

Diagnostic CONVERT not allowed if multiple users logged on.

Explanation

DIAGNOSTIC CONVERT is used during the dictionary table conversion. It expects the current user to be DBC and the only user.

Generated By

SYN modules.

For Whom

The DBA.

Notes

None

Remedy

Make sure there are no other users logged on.

3843

Message

Table/View/Macro type specification does not match '%VSTR'.

Explanation

The object type specified in BEGIN/END LOGGING statement does not match the actual type of the object.

Generated By

RES modules.

For Whom

End User.

Notes

None

Remedy

Correct the statement and resubmit the request.

3844

Message

Reference to AccLogTbl not valid unless solitary.

Explanation

Any DML statement that references AccLogTbl is treated as a DDL statement. It must follow the rule that DDL statements are not allowed in a multi-statement request. A DDL may be used in a macro, but only when the only statement in the macro is the DDL.

Generated By

RES and OPT modules.

For Whom

End User.

Notes

None

Remedy

Submit each statement as a separate transaction.

3846

Message

The Access Logging feature has not been installed.

Explanation

The applicable macro (AccLogRule) has not been created for access logging control or a RESTART has not been performed since it was created.

Generated By

RES modules.

For Whom

End User.

Notes

None

Remedy

User should check with the system administrator regarding the availability of this feature.

3847

Message

Illegal use of a WITH clause.

Explanation

If a query contains a UNION, MINUS, or INTERSECT operator, then a WITH clause cannot be used with the query.

Generated By

RES and OPT modules.

For Whom

End User.

Notes

None

Remedy

Correct the statement and resubmit the request.

3848

Message

The ORDER BY clause must contain only integer constants.

Explanation

If a query contains a UNION, MINUS, or INTERSECT operator, then the ORDER BY clause must contain only integer constants.

Generated By

RES modules.

For Whom

End User.

Notes

None

Remedy

Correct the statement and resubmit the request.

3849

Message

The ORDER BY clause does not follow the last SELECT.

Explanation

If a query contains a UNION, MINUS, or INTERSECT operator, then the ORDER BY clause must be placed after the last SELECT in the query.

Generated By

RES modules.

For Whom

End User.

Notes

None

Remedy

Correct the statement and resubmit the request.

3850

Message

View is greater than %VSTR after name expansion.

Explanation

The text of the view exceeded the maximum length after all names in the view reference were expanded to be fully qualified.

Generated By

RES modules.

For Whom

End User.

Notes

None

Remedy

Simplify the view and resubmit the request.

3851

Message

Macro is greater than %VSTR after name expansion.

Explanation

The text of the macro exceeded the maximum length after all names in the macro referenced were expanded to be fully qualified.

Generated By

RES modules.

For Whom

End User.

Notes

None

Remedy

Simplify the macro and resubmit the request.

3852

Message

All expressions in a view must have an explicit name.

Explanation

The view definition contained an expression that did not have a name.

Generated By

RES modules.

For Whom

End User.

Notes

None

Remedy

Add a NAMED phrase after the expression and resubmit the request.

3853

Message

'%VSTR' is not a table.

Explanation

The specified item is a view, macro, permanent journal table, join index, or hash index and the context of the statement returning the error requires the item to be a normal table.

Generated By

RES modules.

For Whom

End User.

Notes

None

Remedy

Correct the statement and resubmit the request.

3854

Message

'%VSTR' is not a view.

Explanation

The specified item is a table or macro and must be changed to a view in this context.

Generated By

RES modules.

For Whom

End User.

Notes

None

Remedy

Correct the statement and resubmit the request.

3855

Message

'%VSTR' is not a macro.

Explanation

The specified item is a table or view and must be changed to a macro in this context.

Generated By

RES modules.

For Whom

End User.

Notes

None

Remedy

Correct the statement and resubmit the request.

3857

Message

Cannot use value (or macro parameter) to match '%VSTR'.

Explanation

The parameter reference was undefined.

Generated By

RES modules.

For Whom

End User.

Notes

None

Remedy

Correct the statement and resubmit the request.

3859

Message

'%VSTR' is a macro.

Explanation

The object specified is a macro, and must be a table or view in this context.

Generated By

RES modules.

For Whom

End User.

Notes

None

Remedy

Correct the statement and resubmit the request.

3860

Message

Cannot switch between named and positional assignments.

Explanation

The assignment list was a mixture of both named assignments (field = value) and positional assignments (value only, or empty).

Generated By

RES modules.

For Whom

End User.

Notes

None

Remedy

Correct the statement to use only one kind of assignment, or remove the extra comma.
Resubmit the request.

3861

Message

Follow table '%VSTR' with '.*' or '.columnname'.

Explanation

The user specified a table name that was not followed by a column name or "*", or the error is actually "3822: Cannot resolve column "columnname". Specify table or view." A tablename.columnname must be specified with a HELP COLUMN statement.

Generated By

RES modules.

For Whom

End User.

Notes

None

Remedy

Correct the statement to include "tablename.columnname", and resubmit request.

3862

Message

The tables in BEGIN LOADING statement must be different.

Explanation

The user specified the same table names for error files or the table to be loaded in BEGIN LOADING statement. Table names must be different for each BEGIN LOADING statement.

Generated By

RES modules.

For Whom

End User.

Notes

None

Remedy

Correct the statement to specify different table names and resubmit the request.

3863

Message

Duplicate definition of '%VSTR' in NAMED phrase.

Explanation

The name given in NAMED phrase was not unique. It was already used in another NAMED phrase. In a macro, parameter names are resolved to named phrases. Other names in a statement may be implicitly resolved to named phrases as well. Macro parameter names should differ from other names to avoid conflict.

Generated By

RES modules.

For Whom

End User.

Notes

None

Remedy

Check the names in NAMED phrase; change any duplicate ones and resubmit the request.

3864

Message

A secondary index cannot be created on table DBC.'%VSTR' .

Explanation

A secondary index cannot be created on DBC internal tables ErrLog, EventLog, Global, and Session.

Generated By

RES modules.

For Whom

DBA User.

Notes

None

Remedy

None.

3865

Message

The privilege is not applicable to a view.

Explanation

The applicable grant privileges are DROP VIEW, DELETE, INSERT, SELECT, UPDATE, and GRANT for a table/view object.

Generated By

RES and OPT modules.

For Whom

End User.

Notes

None

Remedy

Correct the statement and resubmit the request.

3866

Message

The privilege is not applicable to a macro.

Explanation

The applicable grant privileges are DROP MACRO, EXECUTE, and GRANT for a macro object.

Generated By

RES and OPT modules.

For Whom

End User.

Notes

None

Remedy

Correct the statement and resubmit the request.

3868

Message

A table or view without alias appears more than once in FROM clause.

Explanation

The same table or view appears more than once without NAMED phrase in the FROM clause of a SELECT statement. This causes ambiguity; the Teradata parser cannot resolve an unqualified column in select list since it can be found in more than one table/view in the FROM clause.

Generated By

RES modules.

For Whom

End User.

Notes

None

Remedy

Correct the request and resubmit the request.

3869**Message**

A system journal table cannot be accessed via Teradata SQL.

Explanation

There are 10 system journal tables: DBC.TransientJournal ChangedRowJournal LocalTransactionStatusTable UtilityLockJournalTable LocalSessionStatusTable SysRcvStatJournal SavedTransactionStatusTable OrdSysChngTable RecoveryLockTable RecoveryPJTable and 1 DBC table: DBC.ALL These system journal tables and DBC.ALL are different from regular tables and they are for internal processing only. They cannot be accessed via Teradata SQL.

Generated By

RES modules.

For Whom

The DBA and System Support Representative.

Notes

None

Remedy

None.

3870**Message**

Alias name cannot match another table/alias name in FROM clause.

Explanation

An alias name is found to match another table name or alias name specified in the same FROM clause of SELECT statement. This causes ambiguity because Teradata Parser cannot tell the user's intention. Two such illegal queries are: SELECT * FROM T1, T2 T1; SELECT * FROM T1 T2, T2 T3;

Generated By

RES modules.

For Whom

End User.

Notes

None

Remedy

Correct the request and resubmit the request.

3872

Message

Illegal use of an aggregate operation in an UPDATE statement.

Explanation

An UPDATE statement includes an aggregate function such as SUM, MIN, etc. in the assignment list.

Generated By

OPT modules.

For Whom

End User.

Notes

None

Remedy

Correct the request and resubmit the request.

3873

Message

'%VSTR' is not a Journal table.

Explanation

The specified item is a view, macro, or table and the context of the query returning the error requires the item to be a journal table.

Generated By

RES modules.

For Whom

End User.

Notes

None

Remedy

Correct the statement and resubmit the request.

3874

Message

No journaling options have been specified.

Explanation

To use a journal table we need to know what type of journaling to do. The options are: BEFORE, AFTER, DUAL BEFORE, DUAL AFTER.

Generated By

RES modules.

For Whom

End User.

Notes

None

Remedy

Correct the statement and resubmit.

3875

Message

'%VSTR' is not the name of the default Journal table.

Explanation

The name given by the user is not the same as the name of the default journal table for this database. If the user wants a new default journal table then the old one must first be dropped.

Generated By

RES modules.

For Whom

End User.

Notes

None

Remedy

Submit the correct name or if no name is submitted then the default will be supplied.

3876

Message

'%VSTR' must be a hashed table.

Explanation

The table is not a hashed user table and therefore cannot be dumped or restored.

Generated By

RES and OPT modules.

For Whom

End User.

Notes

None

Remedy

Correct the statement and resubmit.

3877

Message

NO FALLBACK specified and the table is FALLBACK.

Explanation

The user specified NO FALLBACK therefore the table must be NO FALLBACK.

Generated By

RES modules.

For Whom

End User.

Notes

None

Remedy

Correct the statement and resubmit.

3878

Message

GROUP specified so table must have AFTER journaling.

Explanation

The user specified GROUP so the table must have AFTER journaling for DUMP or RESTORE.

Generated By

RES modules.

For Whom

End User.

Notes

None

Remedy

Correct the statement and resubmit.

3879

Message

This is not a journal table Id.

Explanation

The user wants the journal table designated by this Id string but it does not exist.

Generated By

RES modules.

For Whom

End User.

Notes

None

Remedy

Correct the Id string and resubmit.

3880

Message

The privilege is not applicable to a journal table.

Explanation

The applicable grant privileges are INSERT, DUMP, RESTORE, CHECKPOINT, for a journal table object.

Generated By

RES modules.

For Whom

End User.

Notes

None

Remedy

Correct the statement and resubmit the request.

3881

Message

The privilege is not applicable to a table.

Explanation

The applicable grant privileges are DROP TABLE, DELETE, INSERT, SELECT, UPDATE, DUMP, RESTORE and GRANT for a table/view object.

Generated By

RES and OPT modules.

For Whom

End User.

Notes

None

Remedy

Correct the statement and resubmit the request.

3882

Message

'%VSTR' is a Journal table.

Explanation

The specified table is a journal table and this statement does not allow the object to be a journal table.

Generated By

RES modules.

For Whom

End User.

Notes

None

Remedy

Correct the statement and resubmit the request.

3883

Message

Invalid GROUP BY constant.

Explanation

A GROUP BY constant does not represent the position of a selected expression, or the selected expression represented is itself a constant.

Generated By

RES modules.

For Whom

End User.

Notes

None

Remedy

Change GROUP BY phrase.

3885

Message

The column '%VSTR' has been referenced twice.

Explanation

The user cannot insert into the same column twice in the same statement.

Generated By

RES modules.

For Whom

End User.

Notes

None

Remedy

Correct the statement or the view definition.

3886

Message

Duplicate name '%VSTR' in a USING clause.

Explanation

The user cannot have duplicate names in a using clause.

Generated By

RES modules.

For Whom

End User.

Notes

None

Remedy

Replace the duplicate with a unique name.

3887

Message

View being replaced cannot refer to itself.

Explanation

The view being replaced cannot refer to itself in the body of the view.

Generated By

RES modules.

For Whom

End User.

Notes

None

Remedy

Correct the request and resubmit the request.

3888

Message

A SELECT for a UNION,INTERSECT or MINUS must reference a table.

Explanation

A SELECT phrase which is part of a UNION, INTERSECT, or MINUS query must reference at least one table.

Generated By

OPT modules.

For Whom

End User.

Notes

None

Remedy

Correct the request and resubmit the request.

3889

Message

Too many USING clauses in a request.

Explanation

The request should only contain one USING clause. The USING clause should usually be part of the first statement in the request.

Generated By

RES modules.

For Whom

End User.

Notes

None

Remedy

Correct the request and resubmit the request.

3890

Message

Macro '%VSTR' cannot refer to itself.

Explanation

The macro being created or replaced cannot refer to itself in the body of the macro.

Generated By

RES modules.

For Whom

End User.

Notes

None

Remedy

Correct the request and resubmit the request.

3891

Message

Check text for check constraint (explicit or derived from partitioning expression) is greater than %VSTR characters.

Explanation

The text of the check exceeded the maximum length characters. Note that the check could be an implicit check constraint derived from the partitioning expressions for an index. For column constraint check, the maximum length is 8192 characters. For table constraints and named constraints, the maximum length is 16000 characters.

Generated By

RES and OPD modules.

For Whom

End User.

Notes

None

Remedy

Shorten the check constraint or partitioning expressions and resubmit the request.

3894

Message

Too many tables specified in BEGIN/RELEASE MLOAD.

Explanation

The Begin MLoad statement contains more five tables.

Generated By

OPT modules.

For Whom

End User.

Notes

None

Remedy

Resubmit request with five or less tables.

3895

Message

Internal error: Quiesce message preceded in-doubt session loading.

Explanation

ConTsk cannot process a quiesce message until it has finished loading in-doubt sessions. This error occurs after an SPR, and usually signifies a lost message.

Generated By

ConTsk.

For Whom

System Support Representative.

Notes

None

Remedy

Save all information. Contact your support representative.

3896

Message

Statement caused parser stack overflow.

Explanation

The request was more complex than the Teradata SQL Parser could process.

Generated By

PAR modules.

For Whom

End User.

Notes

None

Remedy

Simplify the statement and resubmit the request.

3897

Message

Request aborted due to Teradata system restart. Resubmit.

Explanation

The Optimizer phases of the Teradata SQL Parser caused a restart during the processing of the request.

Generated By

ITB modules.

For Whom

End User.

Notes

None

Remedy

Resubmit the transaction.

3898

Message

Internal error: Cannot quiesce a session already quiesced.

Explanation

Either 2PC or the Performance Monitor tried to quiesce a session that was already quiesced.

Generated By

ConTsk.

For Whom

System Support Representative.

Notes

None

Remedy

Save all information. Contact your support representative.

3899

Message

Internal error in the Teradata SQL Parser.

Explanation

The Teradata SQL Parser erred.

Generated By

CON, LEX, PAR, SYN, RES and OPT modules.

For Whom

System Support Representative.

Notes

This is usually caused by a request that the Teradata SQL Parser could not correctly process, yet it did not detect an error.

Remedy

Save all relevant information and notify your support representative.

3900

Message

User error detected.

Explanation

The Teradata SQL Parser erred.

Generated By

PAR and RES modules.

For Whom

System Support Representative.

Notes

This error should never be reported to a user. The actual user error code is TSeg.Ptr@.Errinfo.Code.

Remedy

Save all relevant information and notify your support representative.

3901

Message

Session is already logged on.

Explanation

Session control has sent the parser a logon request for a session that is already logged on.

Generated By

CON modules.

For Whom

System Support Representative.

Notes

None

Remedy

Save all relevant information and notify your support representative.

3902

Message

Session is not logged on.

Explanation

Session control has sent the parser a logoff request for a session that is not logged on, or a host has sent in a request for a session that is not logged on. A case where this can occur is if two hosts have the same HostID and a Host Start is done on one of those hosts. In that event, users on the other host will begin to see errors of this sort.

Generated By

SQL, CON and SYN modules.

For Whom

System Support Representative and the End User.

Notes

None

Remedy

Save all relevant information and notify your support representative.

3903

Message

Session is in wrong state to be logged off.

Explanation

Session control has sent the Parser a logoff request for a session that is not in a state where it can be logged off. For example, the session state should never show that the Parser is processing a request.

Generated By

CON modules.

For Whom

System Support Representative.

Notes

None

Remedy

Save all relevant information and notify your support representative.

3904

Message

Session is in wrong state to be parsing.

Explanation

Session must be in logon state to change to the parsing state.

Generated By

CON modules.

For Whom

System Support Representative.

Notes

None

Remedy

Save all relevant information and notify your support representative.

3905

Message

Internal error: Cannot unquiesce an invalid session.

Explanation

Either 2PC or the Performance Monitor tried to unquiesce a session that was quiesced as something else.

Generated By

ConTsk.

For Whom

System Support Representative.

Notes

None

Remedy

Save all information. Contact your support representative.

3906

Message

Session is in wrong state to abort a request.

Explanation

Session is in a wrong state to abort an in-progress request. The parser cannot abort the request.

Generated By

CON modules.

For Whom

System Support Representative.

Notes

None

Remedy

Save all relevant information and notify your support representative.

3907

Message

Session in wrong state for logon state change.

Explanation

Session is in a wrong state to change to the logon state. To make this transition, the session control block must show the session as parsing.

Generated By

CON modules.

For Whom

System Support Representative.

Notes

None

Remedy

Save all relevant information and notify your support representative.

3908

Message

Internal error: No in-doubt transactions for non-2PC sessions.

Explanation

The PscBegSessInfo message indicated a 2PC in-doubt transaction, but this is not a 2PC session.

Generated By

ConTsk.

For Whom

System Support Representative.

Notes

None

Remedy

Save all information. Contact your support representative.

3909

Message

Internal error: This session was not marked as known.

Explanation

ParTsk found a session that was not marked as known. SPF message sessions in ConTsk's session context must be marked by the Dispatcher as known.

Generated By

ParTsk.

For Whom

System Support Representative.

Notes

None

Remedy

Save all information. Contact your support representative.

3910

Message

MemGet from pool failed.

Explanation

Memory was unable to parse the request.

Generated By

SYS, LEX, RES, OPT and GEN modules.

For Whom

User or System Support Representative.

Notes

None

Remedy

Simplify the Teradata SQL statement and resubmit it. If the problem persists, contact your support representative.

3911

Message

Invalid message class received.

Explanation

This error code is used by Parser routines that receive and process messages. If the message that was received has an invalid class in the message header, this error code is used as the restart cause.

Generated By

CON, PAR and SStsk modules.

For Whom

System Support Representative.

Notes

None

Remedy

Save all relevant information and notify your support representative.

3912

Message

Invalid message kind received.

Explanation

This error code is used by Parser routines that receive and process messages. If the message that was received has an invalid kind in the message header, this error code is used as the restart cause.

Generated By

CON and PAR modules.

For Whom

System Support Representative.

Notes

None

Remedy

Save all relevant information and notify your support representative.

3913

Message

The specified check does not exist.

Explanation

The user tried to drop/modify a non-existent check constraint.

Generated By

RES modules.

For Whom

End User.

Notes

None

Remedy

Do not resubmit the request. No such check constraint exists.

3914

Message

ABORT request transaction ids do not match.

Explanation

The transaction number of the request, which the Parser is to abort, does not match the transaction number in the session's context.

Generated By

CON modules.

For Whom

System Support Representative.

Notes

None

Remedy

Save all relevant information and notify your support representative.

3915

Message

Invalid source for received message.

Explanation

This error code states that a message received originated from an invalid location. The Parser expects most of its messages to be generated internally. If a message is received from the host or from the console system, the message must be incorrect.

Generated By

CON, PAR, DIC, MGC and SStsk modules.

For Whom

System Support Representative.

Notes

None

Remedy

Save all relevant information and notify your support representative.

3916

Message

Requested information not in dictionary.

Explanation

This error code states that a request for dictionary information could not be found. The Parser converts this error code into a user error. For example, if an attempt is made to delete a nonexistent table, this error will be returned to the Parser.

Generated By

MGC, RES, GEN and OPT modules.

For Whom

Internal.

Notes

None

Remedy

The Parser converts this into an error code to tell the user how to correct the Teradata SQL statement.

3917

Message

The request is aborted by an ABORT SESSION command.

Explanation

This error is returned to the user because the Parser has received an ABORT SESSION request from the Monitor Task.

Generated By

ConLogOf, ConClean, ConTsk.

For Whom

System Support Representative.

Notes

None

Remedy

Contact System Operation to determine why the ABORT SESSION was directed against your session.

3918

Message

Internal error: Dictionary cache is inconsistent.

Explanation

No items were available for removal when an item was to be added to the cache. When the cache is full and an item must be added, data is removed from the cache one at a time until there is enough room for the item to be added. If after removal, there is still no room in the cache, a logic error must be present.

Generated By

MGC and DIC modules.

For Whom

System Support Representative.

Notes

None

Remedy

Save all relevant information and notify your support representative.

3919

Message

Table has too many columns.

Explanation

A user table or an internal table (spool file) has too many fields. User defined tables and macros are limited to 2048 columns. Spool files may have more, for sort keys, etc., but are limited to 2560.

Generated By

RES and OPT modules.

For Whom

User.

Notes

None

Remedy

Tables and views cannot be created or modified to have more than 2048 columns. Response rows and rows of spool tables used in joins are also restricted.

3920

Message

Table needs EXECUTE MLoad.

Explanation

Tables have been defined by BEGIN MLOAD but have were not declared in the EXECUTE MLOAD request. It is necessary to do an EXECUTE MLOAD for each table that was defined.

Generated By

OPT modules.

For Whom

User.

Notes

None

Remedy

Resubmit the EXECUTE MLOADs including all tables.

3921

Message

Invalid parcel length.

Explanation

The user sent a parcel that had invalid parcel length specified. (for example, negative, or less than enough.)

Generated By

ParDrivr.

For Whom

End User.

Notes

None

Remedy

Correct the error and resubmit the request.

3922

Message

Invalid Repr in DataInfo Parcel.

Explanation

The user sent a DataInfo parcel with an invalid data type code, using the Parameterized SQL mode, in which statements are first PREPARED to give the host information on parameter data types, and the host returns a DataInfo Parcel instead of building a USING phrase for the query.

Generated By

ParDrivr.

For Whom

End User or System Support Representative.

Notes

None

Remedy

Correct the error and resubmit the request.

3923

Message

Primary index has NOT valid flag set.

Explanation

Internal Teradata inconsistency exists.

Generated By

MGC modules.

For Whom

The DBA or System Support Representative.

Notes

The table in question has probably been destroyed.

Remedy

DROP the table. Save all relevant information and contact your support representative.

3924

Message

Internal error: Invalid memput attempted.

Explanation

Internal Teradata Parser inconsistency exists. Either a memput was attempted with `release.offset \<= header.offset`, or a memput was attempted with `release.base \<\> header.base`.

Generated By

MEM modules.

For Whom

System Support Representative.

Notes

None

Remedy

Save all relevant information, including the dump, and notify your support representative.

3925

Message

Internal error: Invalid statistics or a NUSI is almost a USI, for table %VSTR.

Explanation

Internal Teradata inconsistency exists. Either the statistics say a non-unique secondary index has more rows than the total for the table, or a non-unique secondary index has no rows when the base table has rows. This error could sporadically occur if a NonUnique SecondaryIndex(NUSI) is almost UNIQUE.

Generated By

MGC modules.

For Whom

System Support Representative.

Notes

None

Remedy

Contact your support representative.

3926

Message

Parcel length exceed maximum using data size.

Explanation

The user sent a parcel whose length exceeded the maximum using data size. The maximum using data size is 1MB.

Generated By

Parser.

For Whom

End User.

Notes

None

Remedy

Modify query and resubmit the request.

3927

Message

Response Parcel requested a max byte count less than 256.

Explanation

The smallest permitted value for the maximum byte count for responses to the Host is 256 Bytes.

Generated By

SQL TEQPastd, DIS DISPastd, SCP DISPastd modules.

For Whom

End User.

Notes

None

Remedy

Correct the error and resubmit the request.

3930

Message

The dictionary cache is full.

Explanation

No items were available for removal when the user tried to add something to the dictionary cache. When the cache is full and an item must be added, data is removed from the cache one at a time until there is enough room for the item to be added. If after removal, there is still no room in the cache, a logic error must be present. In this case, rather than cause a Teradata restart, the parser catches the error, spoils the cache, and returns an error. Creation of a large table with defaults and titles probably caused this error. The error was probably received during an alter table which means that a huge table still exists and will probably return this error on an Insert or Select All .

Generated By

MGC modules.

For Whom

Internal.

Notes

None

Remedy

Increase the DBS Control Record field DictionaryCacheSize. See Teradata Utilities Manual for information on DBS Control fields. Simplify the table by reducing the number of columns or shortening or removing some of the titles or defaults .

3931

Message

Journaling was declared with no declared or default Journal table.

Explanation

A statement has attempted to create a table with some type of permanent journaling declared, either explicitly or by the database default, and there is no explicitly declared journal table and no default journal table for the database.

Generated By

OPT and GEN modules.

For Whom

End User.

Notes

None

Remedy

Either specify a journal table, or specify no journaling.

3932

Message

Only an ET or null statement is legal after a DDL Statement.

Explanation

A DDL statement was issued previously. By our current rules, the only time that a DDL statement can be issued inside an explicit transaction is when it is the last statement in that Transaction. In an explicit transaction, the only statements allowed after a DDL statement are an END TRANSACTION , an unconditional ABORT, or a NULL statement.

Generated By

RES modules.

For Whom

End User.

Notes

None

Remedy

Either do the DDL statement as a single statement transaction, or commit the containing transaction immediately after the DDL statement.

3933

Message

The available data bytes in the table's perm row has exceeded the %VSTR byte limit.

Explanation

During a CREATE, or ALTER TABLE the user has tried to specify a table whose total potential perm row data only bytes length is greater than allowed. Normally the limit is approximately 1,000,000 as the 1MB Perm and Response Rows feature is enabled. If it is not, the limit is approximately 64,256 bytes. Except for LOBs, data only means the value only includes data and does not include the perm row overhead of row header fields, presence/compress bits, pad bytes for alignment, variable length offsets, unused bytes, and load isolation info. For LOBs, it includes just the overhead (OID). Compressed fields use the uncompressed data length. Columnar fields use the length of the data in the logical row, i.e., as if it was in a non-columnar table. For example: CREATE TABLE TooLong (A VARCHAR(64000), B VARCHAR(64000), C VARCHAR(64000), ... , Z VARCHAR(64000)); Produces this error because if allowed it could create a table with a row length of 1.6MB. Our current maximum data row length is limited to approximately 1MB.

Generated By

Optimizer.

For Whom

End User.

Notes

None

Remedy

Either remove some of the fields defined in the table or decrease the length of some of the Character, graphic, and Byte fields.

3934

Message

Session is in wrong state for cleanup request.

Explanation

Session control has sent the Parser a cleanup request for a session that is not in a state where it can be cleaned up safely. For example, the session should never show that the Parser is processing a request.

Generated By

CON modules.

For Whom

System Support Representative.

Notes

None

Remedy

Save all relevant information and notify your support representative.

3935

Message

Session and/or request number does not match an aborted task.

Explanation

The session number and/or the request number specified in the response message for an Abort Express Request message does not match the session number and request number for any of the Parser tasks which have been aborted.

Generated By

CON modules.

For Whom

System Support Representative.

Notes

None

Remedy

Save all relevant information and notify your support representative.

3936

Message

Some segments have not been dropped/discarded.

Explanation

After a query is processed, any extraneous segments used during the processing must be dropped or discarded. This error indicates that those segments have not been properly discarded.

Generated By

SQL modules.

For Whom

System Support Representative.

Notes

None

Remedy

Save all relevant information and notify your support representative.

3937

Message

Abort missed request.

Explanation

A request could not be aborted by the Teradata SQL Parser because it received either a request with a higher request id or an abort with a higher request id.

Generated By

CON modules.

For Whom

Internal

Notes

None

Remedy

Save all relevant information and notify your support representative.

3938

Message

Abort was too late.

Explanation

A request could not be aborted by the Teradata SQL Parser because it had already completed processing of the request.

Generated By

CON modules.

For Whom

Internal

Notes

None

Remedy

Save all relevant information and notify your support representative.

3939

Message

There is a mismatch between the number of parameters specified and the number of parameters required.

Explanation

The EXECUTE command for a parameterized SQL stmt specifies a list of parameters. The number of parameters in that list must equal the number of parameters that appear within the SQL statement.

Generated By

SQL and RES modules.

For Whom

End User.

Notes

None

Remedy

Correct the SQL statement and resubmit.

3940

Message

A SQL command cannot contain %VSTR

Explanation

A parameterized SQL command must not contain host variables (':<variable name>') in prepare mode. OR A parameterized SQL command must contain either all host variables (':<variable name>') or all parameter tokens ('?') but not a mixture of both.

Generated By

RES modules.

For Whom

End User.

Notes

None

Remedy

Correct the SQL statement and resubmit.

3941

Message

A SQL command submitted via a PREPARE command cannot contain USING information.

Explanation

A parameterized SQL statement received via a PREPARE command cannot contain a USING clause or a DataInfo parcel.

Generated By

SQL modules.

For Whom

End User.

Notes

None

Remedy

Correct the SQL statement and resubmit.

3944

Message

Data length is invalid for the data type.

Explanation

The user sent a data info parcel with an invalid field description. The error occurs when the data length is not valid for its data type (for example, an integer with 7 bytes instead of 4).

Generated By

ParDrivr module.

For Whom

End User.

Notes

None

Remedy

Correct the error and resubmit the request.

3945

Message

Invalid data length for VarChar, VarByte, VARGRAPHIC or NUMBER.

Explanation

The user's data parcel contains invalid size for a variable length data type (for example, size is 0 or greater than the maximum size specified in the data info parcel).

Generated By

ParDrivr module.

For Whom

End User.

Notes

None

Remedy

Correct the error and resubmit the request.

3946

Message

Too many objects listed in BEGIN/END LOGGING statement, maximum 20.

Explanation

The maximum number of objects that can be listed in a BEGIN/END LOGGING statement is 20.

Generated By

RES modules.

For Whom

End User.

Notes

None

Remedy

Separate the statement into two or more statements, each with no more than 20 objects.

3947

Message

Monitor privileges cannot be logged

Explanation

Monitor privileges (ie, MonSession, MonResource, SetSessRate, SetResRate and AbortSession) cannot be logged.

Generated By

OpdLog module.

For Whom

End User.

Notes

None

Remedy

Do not put monitor privileges in BEGIN/END LOGGING statement.

3948

Message

Internal error: improper column length detected while building Ynet key.

Explanation

While building the Ynet key, a column whose length must be even was detected to have a non-even length.

Generated By

Optimize.

For Whom

System Support Representative.

Notes

This is not a user error.

Remedy

Save all relevant information and the dump, and contact your support representative.

3949

Message

Concatenation between GRAPHIC data and numeric or date data is illegal.

Explanation

The user tried to concatenate a GRAPHIC data type with a non-GRAPHIC data type.

Generated By

OPT modules.

For Whom

End User.

Notes

None

Remedy

Correct the statement and resubmit the request.

3950

Message

Improper parameter to Vargraphic function.

Explanation

This error occurs if the parameter to the VarGraphic function is other than character data type.

Generated By

Anywhere in the system.

For Whom

End User.

Notes

This function may be used only with a Kanji DBS using a KanjiEBCDIC character set.

Remedy

Correct the SQL statement and resubmit.

3952

Message

VarGraphic not permitted with current session character set.

Explanation

This error occurs if the DBS is not in the Kanji mode or the current session character set is anything other than KanjiEBCDIC.

Generated By

Anywhere in the system.

For Whom

End User.

Notes

None

Remedy

Correct the SQL statement and resubmit.

3953

Message

GRAPHIC data cannot be assigned to column %VSTR.

Explanation

GRAPHIC data cannot be assigned to a column of type other than GRAPHIC. User has probably referenced wrong column.

Generated By

OPT modules.

For Whom

End User.

Notes

None

Remedy

Correct the SQL statement and resubmit.

3954

Message

Non-GRAPHIC data cannot be assigned to column %VSTR.

Explanation

Non-GRAPHIC data cannot be assigned to a column of type GRAPHIC. User has probably referenced wrong column.

Generated By

OPT modules.

For Whom

End User.

Notes

None

Remedy

Correct the SQL statement and resubmit.

3959

Message

Comparing GRAPHIC data with numeric or date data is illegal.

Explanation

GRAPHIC data may only be compared with other character data.

Generated By

OPT modules.

For Whom

End User.

Notes

None

Remedy

Correct the request and resubmit the request.

3960

Message

Comparing GRAPHIC data in column %VSTR with numeric or date data is illegal.

Explanation

GRAPHIC data may only be compared with other character data.

Generated By

OPT modules.

For Whom

End User.

Notes

None

Remedy

Correct the request and resubmit the request.

3961

Message

Numeric operation on GRAPHIC data is illegal.

Explanation

GRAPHIC data cannot be used in most numeric operations.

Generated By

OPT modules.

For Whom

End User.

Notes

None

Remedy

Correct the request and resubmit the request.

3962

Message

Numeric operation on GRAPHIC data in column %VSTR is illegal.

Explanation

GRAPHIC data cannot be used in most numeric operations.

Generated By

OPT modules.

For Whom

End User.

Notes

None

Remedy

Correct the request and resubmit the request.

3963

Message

Bad argument type to Char2hexint function.

Explanation

The argument to char2hexint function was not of CHAR type.

Generated By

Parser

For Whom

End User.

Notes

None

Remedy

Correct the request and resubmit the request.

3964

Message

The session character set is invalid.

Explanation

The session character set is invalid or it has not been installed.

Generated By

SQL modules

For Whom

End User.

Notes

None

Remedy

Install the character set or correct the name of the character set.

3965

Message

The GRAPHIC string literal is not supported for the current character set.

Explanation

The GRAPHIC string literal (G'<-->', or N'<-->') is only supported in a Kanji IBM platform.

Generated By

Lexer

For Whom

End User.

Notes

None

Remedy

If the current character set is other than one of the IBM Kanji character sets, the hexadecimal graphic form should be used (e.g., '****'XG) instead of a GRAPHIC string literal.

3966

Message

Index of GRAPHIC data with numeric or date is illegal.

Explanation

The user tried to obtain the index of a GRAPHIC data type with numeric or date data.

Generated By

OPT modules.

For Whom

End User.

Notes

None

Remedy

Correct the statement and resubmit the request.

3968

Message

Cannot drop an unique secondary index which is also a Parent Key.

Explanation

The user tried to drop an unique secondary index which is also defined as a Parent Key. Note that by definition, the Parent Key (i.e. referenced column(s)) must be defined with unique constraint.

Generated By

OPT modules.

For Whom

End User.

Notes

None

Remedy

The user must drop the referential constraint which has the target secondary index as the Parent Key, and then resubmit the request.

3969

Message

Referential integrity violation: data rows being deleted are referenced by some Foreign Key values.

Explanation

The data rows in a referenced table cannot be deleted because there are some Foreign Key values that reference it.

Generated By

OPT modules.

For Whom

End User.

Notes

None

Remedy

The user must delete the Foreign Key values that reference the target data rows, and then resubmit the request.

3970

Message

Load table %TVMID cannot be a referenced table or contain any referential constraint(s).

Explanation

BEGIN LOADING is not possible on a table which contains referential constraints or is referenced by some other table(s).

Generated By

OPT modules.

For Whom

End User.

Notes

None

Remedy

Drop the referential constraints or the referencing table, and resubmit the FastLoad job.

3971

Message

MLoad target table cannot be a referenced table or contain any referential constraint(s).

Explanation

It is not possible to BEGIN MLOAD on a table which contains referential constraints or is referenced by some other table(s).

Generated By

OPT modules.

For Whom

End User.

Notes

None

Remedy

Drop referential constraints, and resubmit MLoad job.

3972

Message

This forward referenced table being created conflicts with the constraints defined by table %DBID.%TVMID.

Explanation

The table being created is forward referenced by another table, and its definition is incompatible with the referencing table due to one of the following reasons: (1) the referenced column is not defined. (2) the referenced column type is incompatible with the referencing column. (3) the parent key is not defined as an unique primary or unique secondary index. (4) the parent key was default to a primary key and the parent table does not have one defined.

Generated By

OPT modules.

For Whom

End User.

Notes

None

Remedy

Correct the request and resubmit it.

3973

Message

Cannot specify multiple constraints in an Alter Table statement.

Explanation

Alter Table does not allow altering more than one constraints (e.g reference, check, primary key, unique) in a statement.

Generated By

SYN modules.

For Whom

End User.

Notes

None

Remedy

Correct the error and resubmit the request.

3974

Message

This table has too many referential constraints.

Explanation

The maximum number of referential constraints a user can define on a single table is 64. The same table can be referenced by 64 tables. If the referential constraints exceed either of these limits, then this error is returned.

Generated By

RES/OPT modules.

For Whom

End User.

Notes

None

Remedy

Reduce the number of referential constraints and resubmit the request.

3975

Message

Table '%VSTR' is an illegal referential constraint target.

Explanation

The user cannot define a referential constraint on a DBC table and a referential constraint defined on a user table cannot reference a DBC table.

Generated By

RES modules.

For Whom

End User.

Notes

None

Remedy

None.

3976

Message

Incorrect referential constraint definition.

Explanation

The table being created or altered has an incorrect referential constraint definition. This could have resulted from violating any of the following rules for defining a referential constraint: (1)

The Foreign Key column must have the same column definition as its corresponding Parent Key column. The only exception is that a Foreign Key column can be defined as Nullable in order to enable circular references. (2) The Foreign Key must consist of the same number of columns as the Parent Key. (3) A Foreign/Parent Key column must not be compressible unless it is part of a Batch RI or Soft RI (4) If a table has multiple forward references to a Parent table, referential constraint definition consistency (i.e. item (1), (2), and (3)) must be maintained among those forward references.

Generated By

RES/OPT modules.

For Whom

End User.

Notes

None

Remedy

Correct the error and resubmit the request.

3977

Message

The Parent Key is not unique or not valid.

Explanation

The referenced column(s) (Parent Key) specified in the referential constraint must either be a valid unique primary index (UPI) or a valid unique secondary index (USI) of the referenced table. Note that an UPI/USI could exist but in an invalid state and in which case this error will also be returned.

Generated By

RES/OPT modules.

For Whom

End User.

Notes

None

Remedy

Use the Create Unique Index statement to define the referenced column(s) as unique in the referenced table.

3978**Message**

Invalid CHECK condition.

Explanation

Entry-level ANSI does not allow check condition to include subqueries, parameter references, or set functions. Also, table check condition must not include columns from other tables, and column check condition must not include columns other than the one being defined.

Generated By

RES modules.

For Whom

End User.

Notes

None

Remedy

Correct the error and resubmit the request.

3979**Message**

Check already exists.

Explanation

This error could have resulted from one of the following two cases: (1) The check with the same name already exists. (2) For an unnamed table check, if the contents of two checks are identical (i.e. exact wording and case) then this error will be returned. e.g. 'check (f1 \> 0)' and 'check (f1\>0)' are duplicate, however, 'check (f1 \> 0)' and 'check (F1 \> 0)' are not duplicate.

Generated By

OPD modules.

For Whom

End User.

Notes

None

Remedy

Correct the error and resubmit the request.

3980

Message

Cannot drop the column when table check(s) exists that reference it.

Explanation

The column can only be dropped when all the table check(s) referencing it are dropped.

Generated By

OPD modules.

For Whom

End User.

Notes

None

Remedy

Drop the table check(s) and resubmit the request.

3981

Message

The table has too many table checks.

Explanation

Either the table has more than 255 named table checks or there is more than 255 table checks referencing a column.

Generated By

OPD modules.

For Whom

End User.

Notes

None

Remedy

Delete some check(s) and resubmit the request.

3982

Message

No other table options can be specified when a constraint is specified in the statement.

Explanation

If a constraint is added/dropped/modified via an Alter Table statement then no other table options (e.g. protection, journal option, add/drop column(s), changing column attribute, etc.) can be specified in the same statement.

Generated By

SYN Modules

For Whom

End User.

Notes

None

Remedy

Correct the error and resubmit the request.

3983

Message

A constraint violation was found caused by the new check.

Explanation

The new check caused a constraint violation on the existing rows.

Generated By

OPD

For Whom

End User.

Notes

None

Remedy

Correct the error and resubmit the request.

3984

Message

Internal error: Check count is zero.

Explanation

Check count is unexpectedly zero.

Generated By

OPD

For Whom

End User.

Notes

None

Remedy

Correct the error and resubmit the statement.

3985

Message

COMMIT must be the last statement in a request

Explanation

The COMMIT WORK statement must be the last statement when more than one statement is in the request.

Generated By

OPT modules

For Whom

End User.

Notes

None

Remedy

Reorder the statements in the request so that any COMMIT statement occurs last.

3986

Message

The forward referenced table must be created by the same user who created the referencing table.

Explanation

The table being created is already referenced by another table (i.e. forward referencing), which was created by another user. (Currently, the forward referenced table and its referencing table(s) must be created by the same user.)

Generated By

OPT modules.

For Whom

End User.

Notes

None

Remedy

Change the table name and resubmit the request.

3987

Message

The object name has been reserved as a referenced table.

Explanation

1) The name of the object being created has been used as a referenced table name for some unresolved referential constraints. That name cannot be used as the name of another object in the same database. 2) The name of the forward referenced table has been reserved by another user. That name cannot be used by another user until that table is created.

Generated By

OPT modules.

For Whom

End User.

Notes

None

Remedy

Change the object name and resubmit the request.

3988

Message

The non-existent referenced table must be in the same database as the referencing table.

Explanation

The non-existent referenced table which is forward referenced by the table being created must be in the same database as the referencing table.

Generated By

RES modules.

For Whom

End User.

Notes

None

Remedy

Correct the request and resubmit it.

3989

Message

The request resulted in a cursor conflict.

Explanation

This is only a warning to let the user know that a cursor conflict exists involving the table referenced by the request. Cursor conflict occurs when one of the following situations happens within a transaction: 1) The request is a searched update or delete on a table that has already been modified through a cursor that is still open. 2) The request is an update or delete made through a cursor on a table that has been modified by another opened cursor while the first cursor was still open. 3) The request is an update or delete made through a cursor on a table that has already been modified by a searched update or delete while the cursor was still open.

Note: The request is still processed despite the warning.

Generated By

Gnc modules.

For Whom

End User.

Notes

None

Remedy

None.

3990

Message

Table %VSTR is not specified in the FROM clause or already aliased by another name.

Explanation

Some newly referenced table was not defined in the FROM clause of a SELECT subquery, or was already aliased by another name. 'tablename' specifies first table name that was found missing. There might be more than one missing table name.

Generated By

RES modules.

For Whom

End User.

Notes

None

Remedy

Correct the syntax and resubmit the request.

3991

Message

A FROM clause is missing for a SELECT subquery or view used in join.

Explanation

A FROM clause is missing for a SELECT subquery or view used in join.

Generated By

RES and OPT modules.

For Whom

End User.

Notes

None

Remedy

Correct the syntax and resubmit the request.

3992

Message

Object table name is not specified for a DELETE statement.

Explanation

When joined tables are specified in the FROM clause of a DELETE, the deleted table name has to be specified after the DELETE key word.

Generated By

SYN modules.

For Whom

End User.

Notes

None

Remedy

Correct the syntax and resubmit the request.

3993

Message

Illegal usage of alias name.

Explanation

For an UPDATE, if a FROM clause is specified for an update, the table name after the keyword UPDATE could not be followed by an alias name.

Generated By

RES modules.

For Whom

End User.

Notes

None

Remedy

Correct the syntax and resubmit the request.

3994

Message

Alias name defined should be used instead of table name %VSTR.

Explanation

A table to be updated or deleted has an alias defined in the FROM clause but the original tablename instead of the alias was used right after the UPDATE or DELETE keyword.

Generated By

RES modules.

For Whom

End User.

Notes

None

Remedy

Correct the syntax and resubmit the request.

3995

Message

Maximum number of subquery nesting levels has been exceeded.

Explanation

A subquery's nesting level has exceeded the maximum number of nesting levels allowed. This maximum is defined as `CONST ResMaxNestedLevel`.

Generated By

RES modules.

For Whom

End User.

Notes

None

Remedy

Rephrase the query with fewer nesting levels and resubmit the request.

3996

Message

Right truncation of string data.

Explanation

The user tried to assign a longer to a shorter string destination. This error can also occur if the length of one or more range boundaries in a `RANGE_N` function is a string literal with a length greater than that of the test value.

Generated By

OPUCONEQ, OPT

For Whom

End User.

Notes

None

Remedy

If the error is related to the RANGE_N function, examine the data type of the test value and range boundaries to determine if range boundaries shorter than the test value may be used. If so, re-write the function expression.

3997

Message

The ESCAPE value for LIKE must be One Character.

Explanation

The user has specified a character string value for the ESCAPE character in a LIKE comparison which has a length other than one.

Generated By

OptCType module.

For Whom

End User

Notes

None

Remedy

Change the query to use a character string of length one.

3998

Message

The Pattern String for LIKE has an invalid ESCAPE Sequence.

Explanation

The user has specified an ESCAPE character for a LIKE string comparison, and the Pattern string used includes an instance of the escape character that is not immediately followed by '_', '%', or the escape character.

Generated By

Opt and Evl modules

For Whom

End User

Notes

None

Remedy

Change the statement to use a Pattern string without the invalid sequence.

3999

Message

The select request violates a cursor restriction.

Explanation

This is only a warning. The request was meant to be an updatable cursor select but violated at least one of the updatable cursor restrictions. The request was processed but is not recognized as a valid updatable cursor request.

Generated By

Opt modules

For Whom

End User

Notes

None

Remedy

Change the select request so that it doesn't violate any of the updatable cursor restrictions and resubmit it.

4000

Message

Time Series Auxiliary Cache Error: %VSTR.

Explanation

An error was encountered while performing some operation in the Time Series Auxiliary Cache.

Generated By

AMP/Time Series Auxiliary Cache

For Whom

End User

Notes

None

Remedy

Take note of the error and correct the behavior, if possible. Otherwise, contact system administrator.

4001

Message

Time Series Auxiliary Cache Warning: %VSTR.

Explanation

Something was encountered while performing some operation in the Time Series Auxiliary Cache that merits a warning.

Generated By

AMP/Time Series Auxiliary Cache

For Whom

End User

Notes

None

Remedy

Take note of the warning and try to correct the behavior.

4002

Message

%VSTR.

Explanation

An error was encountered while executing some FILL directive.

Generated By

AMP/Retrieve Step/Time Series Aggregate FILL Directive Logic

For Whom

End User

Notes

None

Remedy

Take note of the error and correct the behavior, if possible. Otherwise, contact system administrator.

4003

Message

Reached UDT Segments threshold limit .

Explanation

This error indicates that the system went out of virtual memory and no more UDT segments can be allocated for the operation.

Generated By

AMP

For Whom

End user.

Notes

None

Remedy

N/A

4004

Message

Row contains one or more fields whose version no is greater than RowRevision.

Explanation

This message is displayed if Row contains one or more fields whose version greater than RowRevision.

Generated By

CheckTable.

For Whom

Site support representative.

Notes

None

Remedy

Contact your Support Representative.

4005

Message

RowVersion mismatch between TVFields and Table header.

Explanation

This message is displayed if AMP finds a mismatch in comparing its table header's RowVersion against the corresponding dbc.tvfield's RowVersion.

Generated By

CheckTable.

For Whom

Site support representative.

Notes

None

Remedy

Contact your Support Representative.

4006

Message

Maximum Uniqueness exceeded for the RowHash:%VSTR for table %DBID.%TVMID.

Explanation

This error indicates that the Maximum Uniqueness value of the row is exceeded for the particular RowHash.

Generated By

AMP

For Whom

End user.

Notes

None

Remedy

N/A

4007

Message

Warning: Unable to access the child table header.

Explanation

This message is displayed if any AMP fails to lock the child table or fails to read the child table header. All remaining checks for the index are bypassed.

Generated By

CheckTable.

For Whom

Site support representative.

Notes

None

Remedy

Contact your Support Representative.

4008

Message

Operation not allowed: %DBID.%TVMID is being archived.

Explanation

This error occurs when the user issues the LOGGING INCREMENTAL ARCHIVE OFF during the archive.

Generated By

AMP.

For Whom

End User.

Notes

None

Remedy

Do not issue the LOGGING INCREMENTAL ARCHIVE OFF until the archive job completes or aborts.

4009

Message

Table being Fast Loaded; no data dumped.

Explanation

The table being dumped is in the process of being Fast Loaded. No data rows are being dumped, just the table header.

Generated By

Dump.

For Whom

End User.

Notes

When the table is restored from this dump, it will be empty.

Remedy

If the data in the table must be backed up, complete the Fast Load and dump the database again.

4010

Message

Table being Multi Loaded; no data dumped.

Explanation

The table being dumped is in the process of being Multi Loaded. No data rows are being dumped, just the table header.

Generated By

Dump.

For Whom

End User.

Notes

When the table is restored from this dump, it will be empty.

Remedy

If the data in the table must be backed up, complete the Multi Load and dump the database again.

4011

Message

No data dumped for Multi Load worktable.

Explanation

The table being dumped is a Multi Load worktable. No data rows are being dumped, just the table header.

Generated By

Dump.

For Whom

End User.

Notes

When the table is restored from this dump, it will be empty.

Remedy

Multi Load worktables are not real tables and they will never be backed up.

4013

Message

Error: Metadata flag in table header must be false for tables other than CPPA or CPNoPI.

Explanation

This message is displayed if metadata flag in table header is true for tables other than CPPA or CPNoPI.

Generated By

CheckTable.

For Whom

Site support representative.

Notes

None

Remedy

Contact your Support Representative.

4021

Message

Couldn't allocate memory for bloom filter. Query will continue by ignoring optimization.

Explanation

This message indicates that bloom filter feature tried to allocate memory and couldn't obtain it through SEG. The join prep will now continue by ignoring this optimization. This event is not logged by default but enabled only by diagnostic BFLOGMEMFAIL.

Generated By

AMP/sutbfbitmap

For Whom

Site Support Representative.

Notes

None

Remedy

Retry after sometime or Contact your Support Representative.

4300

Message

All the Identity Column cache entries are busy. Please resubmit after some time.

Explanation

All the Identity Column cache entries are busy for other tables.

Generated By

MGC modules.

For Whom

End User.

Notes

None

Remedy

Resubmit the query after some time.

4301

Message

Maps of data table and journal table are incompatible.

Explanation

The map specified for the data table's map must either: 1) if contiguous, be same as the journal table's map, 2) if sparse, have the journal table's map as its parent map.

Generated By

RES module.

For Whom

End User.

Notes

None

Remedy

Do not re-submit the request.

4302

Message

Cannot change map when journaling is enabled.

Explanation

The user has a permanent journal table in its user space, and either a) submitted a MODIFY USER statement to change its default map, or b) logs on with a profile with a default map that is different from user's default map.

Generated By

CTX, RES modules.

For Whom

End User.

Notes

None

Remedy

Stop journaling, drop the journal table, and re-submit the request.

4304

Message

Map is illegal for operation.

Explanation

This error message is returned when: a) a MAP clause is specified in a CREATE TABLE statement that creates a global temporary trace table, or b) a MAP clause in a CREATE/ALTER TABLE statement, CREATE/MODIFY USER statement, or CREATE/MODIFY PROFILE statement specifies TD_GlobalMap or TD_DataDictionaryMap, or c) the table

specified for a Syslib.SparseTableAmps() function call is associated with a contiguous map. d) The default map for a user is a sparse map when a default journal table is specified in a CREATE/MODIFY USER statement. e) the map specified in a CREATE TABLE statement is not the same as the journal table's map. f) the new map specified in an ALTER TABLE...MAP or ALTER JOIN INDEX...MAP statement is the same as the current map. g) the contiguous map name specified for a Syslib.ContiguousMapAMPs() function call is invalid. h) A system defined join index is specified in an ALTER JOIN INDEX...MAP statement. i) An expression was not specified but a sparse map was specified for the hashamp or hashbakamp function.

Generated By

RES module.

For Whom

End User.

Notes

None

Remedy

Do not re-submit the request.

4305

Message

%VSTR cannot be %FSTR.

Explanation

- 1)The user attempted to drop a system-defined map or Contiguous Map with down AMP.
- 2)The user attempted to grant or drop maps TD_GLOBALMAP or TD_DATADictionaryMAP.

Generated By

RES module.

For Whom

End User.

Notes

None

Remedy

Do not re-submit the request.

4306

Message

Invalid PIVOT query: %VSTR.

Explanation

The request contains invalid PIVOT usage. '%VSTR' specifies the details on the issue.

Generated By

res.

For Whom

User.

Notes

None

Remedy

Correct the SELECT statement and resubmit the request.

4307

Message

length of the Pivot column exceeds the size limit for the column %FSTR.

Explanation

This error is specific to ANSI mode only. The length of a column value for the column specified using %VSTR exceeds the column name limit for the Pivot column. An error is reported in ANSI mode in such a case.

Generated By

res.

For Whom

User.

Notes

None

Remedy

Correct the SELECT statement and resubmit the request.

4308

Message

Pivot column name is truncated as the length of the column value exceeds the size limit for the column %FSTR.

Explanation

This is a warning and is specific to Teradata mode only. The length of a column value for the column specified using %VSTR exceeds the column name limit for the pivot column. The pivot column name is truncated in such a case and this warning is issued.

Generated By

res.

For Whom

User.

Notes

None

Remedy

This is just a warning. Please make note of the new truncated name of the Pivot column.

4310

Message

%VSTR cannot be specified in the query.

Explanation

The user specified TD_DataDictionaryMap in query, e.g., as the parent contiguous map in a CREATE MAP statement.

Generated By

MGC and OPD modules.

For Whom

End User.

Notes

None

Remedy

Do not re-submit the request.

4311

Message

COLOCATE USING clause must be specified for a Sparse Map.

Explanation

The user specified a sparse map for a HASHAMP() or HASHBAK() function call and the COLOCATE USING clause is missing.

Generated By

RES module.

For Whom

End User.

Notes

None

Remedy

Specify a COLOCATE USING clause and re-submit the request.

4312

Message

The new map does not change data location.

Explanation

The new map specified in an ALTER TABLE...MAP or ALTER JOIN INDEX...MAP statement does not change the table's or join index's data location.

Generated By

RES module.

For Whom

End User.

Notes

None

Remedy

This is an informational message only.

4313

Message

%FSTR and map '%VSTR' are not in the same zone.

Explanation

A sparse map created in a secure zone cannot be referenced by users in another secure zone.

Generated By

RES module.

For Whom

End User.

Notes

None

Remedy

Do not re-submit the request.

4314

Message

Object %DBID.%TVMID with a primary AMP index is invalid and has limited access.

Explanation

This is only a warning, not an error. An invalid primary AMP index can occur when a nonempty table with a primary AMP index has been restored/copied to a different configuration (that is, a different number of AMPs or a different hash algorithm) than the source system. This can also occur when a nonempty table or a join index with a primary AMP index has been processed by the Reconfig utility. The table or join index cannot be accessed via the primary AMP index. Updates are not allowed and queries may run with degraded performance.

Generated By

GncApply module.

For Whom

End User.

Notes

None

Remedy

For a table, alter the table to have no primary index or copy the table to a new CPPA table.
For a join index, drop and recreate the join index and resubmit the request.

4315

Message

Number of connected sessions for this FastLoad/MultiLoad exceeds limit.

Explanation

For FastLoad and MultiLoad with one target table, this error occurs when the number of connected sessions exceeds the number of AMPs in the target tables hash map. For MultiLoad with multiple target tables, this error occurs when the number of connected sessions exceeds the number of common AMPs in the target tables hash maps.

Generated By

gnc modules.

For Whom

End User.

Notes

None

Remedy

Reduce the number of sessions.

4316

Message

There is no common AMP in target tables hash maps for this MultiLoad.

Explanation

This MultiLoad has multiple target tables but there is no common AMP in the target tables hash maps.

Generated By

gnc modules.

For Whom

End User.

Notes

None

Remedy

Reduce the number of sessions.

4318

Message

Join or hash index '%TVMID' has been invalidated.

Explanation

An ALTER TABLE statement that changes the map of a data table has invalidated a join or hash index that has a ROWID reference on the table being altered. JI/HI invalidation is done only if the index references ROWIDs of more than one base table.

Generated By

OPD modules.

For Whom

End User.

Notes

None

Remedy

No action required.

4320

Message

Schema may not be dropped because it is associated with one or more columns.

Explanation

Generated when an attempting to drop a schema via the DROP SCHEMA statement and it is still in use by some column.

Generated By

PAR modules

For Whom

End User

Notes

None

Remedy

use the DBC.SchemaDependenciesV dictionary view to find all columns currently using the schema that needs to be dropped

4321

Message

A schema with the name '%VSTR' already exists.

Explanation

Generated when attempting to execute a CREATE SCHEMA statement using a name of a previously registered schema.

Generated By

PAR modules

For Whom

End User

Notes

None

Remedy

rename the schema to a unique name.

4322

Message

Schema '%VSTR' does not exist.

Explanation

Generated when referencing a schema by name in a CREATE or ALTER TABLE statement to be associated with a particular FILE data type column, and that name is not associated with any previously registered schemas.

Generated By

PAR modules

For Whom

End User

Notes

None

Remedy

Register the desired schema using the CREATE SCHEMA statement, or reference a schema already registered.

4323

Message

Schema %FSTR is invalid: %VSTR.

Explanation

Generated when a schema is specified by the CREATE SCHEMA statement and its contents are not valid for the specified storage format

Generated By

PAR modules

For Whom

End User

Notes

None

Remedy

fix the errors in the schema specification.

4324

Message

Schema specified is too large to be registered.

Explanation

Generated when a specified schema is larger than the maximum allowed 63000 bytes of UTF8 data.

Generated By

PAR modules

For Whom

End User

Notes

None

Remedy

use a smaller schema.

4325

Message

The privilege is not applicable to a DATASET Schema.

Explanation

This privilege is not granted at the Dataset Schema level.

Generated By

Syntaxer/Resolver

For Whom

End User

Notes

None

Remedy

Correct the statement and resubmit the request.

4332

Message

Map '%FSTR' is overridden by map '%VSTR'.

Explanation

A CREATE TABLE statement specified a non-existent map. It is being replaced with user's or user profile's OVERRIDE [ON ERROR] map.

Generated By

RES module.

For Whom

End User.

Notes

None

Remedy

No action required.

4333

Message

Parent map cannot be TD_DataDictionaryMap, TD_GlobalMap, or a sparse map.

Explanation

A CREATE MAP statement specified an illegal map in the FROM clause.

Generated By

RES module.

For Whom

End User.

Notes

None

Remedy

Specify a valid contiguous map in the CREATE MAP's FROM clause and re-submit the statement.

4334

Message

CREATE text for the specified map is too long for SHOW MAP.

Explanation

The text that would be used in a single CREATE MAP statement for the specified map is too long to return via SHOW MAP.

Generated By

OPT modules.

For Whom

End User.

Notes

None

Remedy

Do not re-submit the request.

4335

Message

Error and base tables are not colocated.

Explanation

The map of either the base or error table was changed by an ALTER TABLE...MAP statement.

Generated By

OPT modules.

For Whom

End User.

Notes

None

Remedy

Use ALTER TABLE...MAP to colocate the base and error tables.

4336

Message

Request information for Table %DBID.%TVMID not in dictionary DBC.%VSTR.

Explanation

This error occurs in two cases 1) When we try to access a table and it's data is deleted from DBC.TVFields. 2) When we try to drop a PI table and it's data is deleted from DBC.Indexes.

Generated By

RES,OPD modules.

For Whom

End User.

Notes

None

Remedy

Drop and create the table properly and then resubmit the request.

4337

Message

Algorithmic compress/decompress udf not found.

Explanation

This error is reported when either Algorithmic compress or decompress udf defined on a field is not present in parent database or the UDFId's is not matched.

Generated By

opdcompr

For Whom

End user.

Notes

None

Remedy

1)Do not include Td_SYSFNLIB during archive in first place . 2)Run dip script (system functions) after restore or if it is already executed then restore table data on which alc udf is define.

4338

Message

Warning: The QueryBand field has been truncated.

Explanation

This is a warning to let the user know that QueryBand field has been truncated. See the individual complete query bands in the Transaction QueryBand and Session QueryBand fields and use the GetQueryBand function to retrieve the complete concatenated query band string.

Generated By

OPD

For Whom

End User.

Notes

None

Remedy

The message is for information only.

4339

Message

Fastload is not allowed on tables with column constraints referring built-in functions.

Explanation

Fastload are not allowed on tables that have column constraints on system built-in functions.

Generated By

oph

For Whom

End User.

Notes

None

Remedy

Drop the constraint which is referring built-in function.

4340

Message

Target maps not found.

Explanation

The user attempted to enable map emulation for maps that do not exist. The corresponding rows have not been loaded in SystemFE.Opt_Map_Table and/or SystemFE.Opt_MapRel_Table.

Generated By

OPT modules.

For Whom

End User.

Notes

None

Remedy

Fix the specified target map name or dump maps via DIAGNOSTIC DUMP MAPS.

4341

Message

Target maps not set at session level.

Explanation

The user attempted to disable map emulation at the session level, but the specified maps have not been set.

Generated By

OPT modules.

For Whom

End User.

Notes

None

Remedy

Fix the target map name or the specified level.

4342

Message

Target maps not set at system level.

Explanation

The user attempted to disable map emulation at the system level, but the specified maps have not been set.

Generated By

OPT modules.

For Whom

End User.

Notes

None

Remedy

Fix the target map name or the specified level.

4343

Message

Number of maps set exceeds the maximum maps limit at session level.

Explanation

The user attempted to emulate maps for an object at session level, but the maximum number of supported objects for emulation at this level has already been reached.

Generated By

OPT modules.

For Whom

End User.

Notes

None

Remedy

Disable map emulation on other objects at the session level, or emulate the map at the system level.

4344

Message

Number of maps set exceeds the maximum maps limit at system level.

Explanation

The user attempted to emulate maps for an object at system level, but the maximum number of supported objects for emulation at this level has already been reached.

Generated By

OPT modules.

For Whom

End User.

Notes

None

Remedy

Disable map emulation on other objects at the system level, or emulate the map at the session level.

4345

Message

Target maps were overwritten at session level.

Explanation

The user attempted to enable map emulation at the session level, but the specified maps have already been set.

Generated By

OPT modules.

For Whom

End User.

Notes

None

Remedy

Fix the target map name or the specified level.

4346

Message

Target maps were overwritten at system level.

Explanation

The user attempted to enable map emulation at the system level, but the specified maps have already been set.

Generated By

OPT modules.

For Whom

End User.

Notes

None

Remedy

Fix the target map name or the specified level.

4347

Message

Internal error while cleaning up TLE map segment.

Explanation

This is an internal error with the Target Level Emulation Feature.

Generated By

OPT modules.

For Whom

Internal

Notes

None

Remedy

Please save the traceback and any pertinent information that would help an analyst reproduce the problem, and contact the Global Support Center.

4348

Message

Target simulation map '%VSTR' not found. Using system default map.

Explanation

The user attempted to enable map simulation via the SIMULATEMAP diagnostic for maps that do not exist. The corresponding rows have not been loaded in SystemFE.Opt_Map_Table and/or SystemFE.Opt_MapRel_Table. The system default map will be used instead.

Generated By

OPT modules.

For Whom

End User.

Notes

None

Remedy

Provide a valid target map name to the SIMULATEMAP diagnostic or dump the target map name via DIAGNOSTIC DUMP MAPS.

4349

Message

Simulation information for map '%VSTR' not defined. Using system default map.

Explanation

The user attempted to enable map simulation via the SIMULATEMAP diagnostic. The target map was found, but no simulation map was defined in SystemFE.Opt_Map_Table. The system default map will be used instead.

Generated By

OPT modules.

For Whom

End User.

Notes

None

Remedy

Verify SIMULATEMAP diagnostic target map name and run SystemFE.DefaultMapSimulation macro to populate map simulation information.

4350

Message

Map '%VSTR' used for TLE map simulation does not exist. Using system default map.

Explanation

The user attempted to enable map simulation via the SIMULATEMAP diagnostic. The target map was found and simulation map was defined. However, the simulation map does not exist on the system. The system default map will be used instead.

Generated By

OPT modules.

For Whom

End User.

Notes

None

Remedy

Verify SIMULATEMAP diagnostic target map name and run SystemFE.DefaultMapSimulation macro to populate map simulation information.

4351

Message

Invalid use of CURRENT qualifier.

Explanation

CURRENT qualifier is in one of the following incorrect contexts: (1) the table on which it is specified does not have ValidTime or TransactionTime dimension. (2) it is specified on the target table being modified.

Generated By

RES modules.

For Whom

End User.

Notes

None

Remedy

Remove the CURRENT qualifier if it is not applicable.

4352

Message

Invalid use of NONSEQUENCED qualifier.

Explanation

NONSEQUENCED qualifier is in one of the following incorrect contexts: (1) the table on which it is specified does not have ValidTime or TransactionTime dimension. (2) it is specified on the target table being modified.

Generated By

RES modules.

For Whom

End User.

Notes

None

Remedy

Remove the NONSEQUENCED qualifier if it is not applicable.

4355

Message

Cannot resolve covered map with mix of TLE and non-TLE maps.

Explanation

The optimizer attempted to obtain a covered map involving objects with a mix of TLE emulated maps and non-TLE maps, which is not allowed.

Generated By

OPT modules.

For Whom

End User.

Notes

None

Remedy

Review TLE map emulation via DIAGNOSTIC HELP MAPS. Correct TLE map emulation via DIAGNOSTIC SET MAPS and resubmit the request.

4356

Message

Sparse map(s) cannot be revoked from zone root user.

Explanation

Sparse map(s) cannot be revoked from zone root user.

Generated By

resname2.c

For Whom

End User.

Notes

None

Remedy

Do not re-submit the request.

4357

Message

Cannot move DBC table, only Reconfig can be used to move tables in DBC.

Explanation

Cannot move DBC table with ALTER TABLE, only Reconfig can be used to move tables in DBC.

Generated By

RES module.

For Whom

End User.

Notes

None

Remedy

Use Reconfig to move tables in DBC.

4358

Message

Time Series: TD_TIMECODE| TD_SEQNO out of range for table %DBID.%TVMID.

Explanation

TD_TIMECODE and/or TD_SEQNO is out of range. To obtain the TD_TIMECODE or TD_SEQNO range use macro TD_TIMESERIES_RANGE. The INSERT DATE/TIMESTAMP must be greater than or equal to the PTI Time Zero Date.

Generated By

Parser modules.

For Whom

End User.

Notes

None

Remedy

Correct the values of the columns referenced in the partitioning expressions and resubmit the request. 1) Run macro TD_TIMESERIES_RANGE to obtain the valid range for TD_TIMECODE and TD_SEQNO columns. 2) Check whether insertion DATE/TIMESTAMP is greater than or equal to Time Zero DATE

4359

Message

Time Series: %VSTR.

Explanation

Time Series Parer error.

Generated By

Parser modules.

For Whom

Internal Only.

Notes

None

Remedy

This operation is internal to the database.

4360

Message

Warning: Table headers have been revalidated but insert-select to new CPPA table must be performed due to different config restore.

Explanation

A restore has been done to a different system configuration than the source. Either a new Hash Function or a different number of AMPs. The ALTER TABLE revalidate will succeed to indicate that the table header and EVL op codes have been regenerated however the data rows are still unusable and a new table must be created and an insert select performed to correct the data.

Generated By

stpmth

For Whom

End user.

Notes

None

Remedy

1) Create new table 2) Insert-Select data into the new table 3) Drop the original table alternate remedy: 1) Alter restored table to a NO PRIMARY INDEX table

4361

Message

%VSTR can not come together in one block in INSERT-SELECT.

Explanation

The LOCAL ORDER BY clause and EXPAND or NORMALIZE in an INSERT-SELECT statement are not supported to come together in one block. EXPAND or NORMALIZE which comes in a view which is part of select of INSERT-SELECT and the view is not folded and LOCAL ORDER BY in insert-select is allowed.

Generated By

RES, OPT module.

For Whom

End User.

Notes

None

Remedy

Correct statement and resubmit.

4362

Message

NORMALIZE in DDL of target table and LOCAL ORDER BY/HASH BY in INSERT are not supported to come together.

Explanation

The LOCAL ORDER BY/HASH BY in INSERT statement for which target table has NORMALIZE in DDL are not supported to come together.

Generated By

RES, OPT module.

For Whom

End User.

Notes

None

Remedy

Correct statement and resubmit.

4363

Message

%VSTR in sel of INSERT-SELECT or in sel of CREATE-AS-SEL is not allowed if target table is NOPI.

Explanation

NORMALIZE/EXPAND in sel of ins-sel is not allowed if target table is NOPI. NORMALIZE/EXPAND in sel of create-as-sel is not allowed if target table is NOPI. However NORMALIZE and NOPI target table is allowed i.e. NORMALIZE in DDL of target table which is NOPI is allowed.

Generated By

RES module.

For Whom

End User.

Notes

None

Remedy

Correct statement and resubmit.

4364

Message

Multi-statement request with DUMP statement is not allowed.

Explanation

The user specified DUMP statement as a multi-statement request, or client job submitting DUMP statement as MSR because conditional expression of PARTITION WHERE might be incorrect.

Generated By

OPT modules.

For Whom

End User.

Notes

None

Remedy

Correct the expression of job and re-submit the job or run the statement as a single statement request.

4365

Message

Fast Alter is not supported for %VSTR tables.

Explanation

This message is displayed if FAST MODE ON syntax is specified in alter table syntax 1) on a column partitioned table.

Generated By

Parser modules.

For Whom

End-User.

Notes

None

Remedy

Execute the alter statement without the FAST MODE ON syntax.

4366

Message

Fast Alter is not applicable to this SQL.

Explanation

This message is displayed if FAST MODE ON syntax is specified in alter table syntax other than ADD variants.

Generated By

SYN modules.

For Whom

End-User.

Notes

None

Remedy

Execute the alter statement without the FAST MODE ON syntax.

4367

Message

Fast Alter is applicable to add new columns only.

Explanation

This message is displayed if FAST MODE ON syntax is specified in alter table syntax on existing columns.

Generated By

OPT modules.

For Whom

End-User.

Notes

None

Remedy

Execute the alter statement without the FAST MODE ON syntax.

4368

Message

FAST MODE ON needs column list.

Explanation

This message is displayed if FAST MODE ON syntax is specified in alter table syntax but no column is specified.

Generated By

SYN modules.

For Whom

End-User.

Notes

None

Remedy

Execute the alter statement with the correct syntax.

4369

Message

Table %DBID.%TVMID is not in FCA format.

Explanation

This message is displayed if TD_rowrevision is specified on a table in non-FCA format.

Generated By

RES modules.

For Whom

End-User.

Notes

None

Remedy

Refer syntax rules for correct usage of TD_rowrevision.

4370

Message

Invalid use of TD_RowRevision expression.

Explanation

This message is displayed if TD_ROWREVISION column is selected on Views and Derived tables.

Generated By

RES modules.

For Whom

End-User.

Notes

None

Remedy

Refer syntax rules for correct usage.

4371

Message

This alter cannot be executed in fast mode.

Explanation

This message is displayed if an alter statement tries to add a column in fast mode (directly or indirectly) but will end up changing all rows.

Generated By

GNS modules.

For Whom

End-User.

Notes

None

Remedy

Execute the alter statement with explicit FAST MODE OFF syntax

4372

Message

Invalid Use of TD_RowSize expression.

Explanation

TD_RowSize cannot be used on views and derived tables.

Generated By

RES Module.

For Whom

End-User.

Notes

None

Remedy

Remove TD_RowSize expression from the query and re-submit the query.

4373

Message

Cannot define a %VSTR a FAST Column tables.

Explanation

This message is displayed if you add these on FAST column tables. 1) Column partitioned, Pesudo period column, NORMALIZE. 2) If collect stats into a FCA table is issued.

Generated By

Parser modules.

For Whom

End user.

Notes

None

Remedy

Modify the command as applicable to execute successfully. For example, remove column partition option.

4374

Message

Fast Alter is not supported.

Explanation

1) This message is displayed if an alter statement tries to add a column in fast mode (directly or indirectly) on dictionary table. 2) This message is displayed if an alter statement tries to add a column in Aligned system format.

Generated By

RES modules.

For Whom

End-User.

Notes

None

Remedy

Execute the alter statement without the FAST MODE ON syntax.

4375

Message

Files/records in foreign table(s) were skipped.

Explanation

During a read of foreign tables one or more records or whole files were skipped. File may be skipped if they cannot be unencrypted, use an unrecognized compression scheme, use an unrecognized character encoding or are a file type that is currently not handled. Records may be skipped if the file format is recognized, but records within the file are in an unrecognized format. This warning is used specifically as a result of Algorithm 1 limitation for DBQL.

Generated By

AMP Software.

For Whom

End User.

Notes

None

Remedy

This message is for informational purposes only.

4376

Message

Usage of ANY is valid only for IN TABLE attribute.

Explanation

User tried to provide ANY in invalid location in function mapping definition.

Generated By

RES modules.

For Whom

End User.

Notes

None

Remedy

ANY should be used only in IN TABLE clause.

4377

Message

Invalid custom clause. %VSTR is duplicated.

Explanation

User provided duplicate custom clause in the query.

Generated By

RES modules.

For Whom

End User.

Notes

None

Remedy

There should not be any duplicate name value pairs.

4378

Message

Alias %VSTR already exists.

Explanation

An alias already exists with the same name.

Generated By

Resolver, Optimizer

For Whom

End User

Notes

None

Remedy

Change the name of the alias in the query.

4379

Message

Invalid privilege is being specified in GRANT/REVOKE.

Explanation

Valid privileges on function mapping is EXECUTE or DROP FUNCTION.

Generated By

RES modules.

For Whom

End User.

Notes

None

Remedy

There should not be any duplicate name value pairs.

4380

Message

Input correlation name %VSTR is not defined in function mapping definition.

Explanation

Input table correlation name specified in the query is not defined in function mapping definition.

Generated By

RES modules.

For Whom

End User.

Notes

None

Remedy

Ensure only the tables correlation names specified in function mapping definition are used in SELECT.

4381

Message

%VSTR

Explanation

SELECT is having more ON clauses without correlation names or undefined correlation names than specified in function definition.

Generated By

RES modules.

For Whom

End User.

Notes

None

Remedy

If ANY specified in the Function Mapping definition ensure the query doesn't have more than one undefined or empty correlation name. If ANY is not specified in the Function Mapping definition ensure the query doesn't not have any undefined or empty correlation name.

4382

Message

Argument %VSTR is not defined in the function mapping definition.

Explanation

Custom clause specified in SELECT is not defined in function mapping definition.

Generated By

RES modules.

For Whom

End User.

Notes

None

Remedy

Ensure that only custom clauses defined in function mapping definition are used in SELECT.

4383

Message

Function Mapping object %VSTR does not exist.

Explanation

Alias object does not exist.

Generated By

RES module

For Whom

End User

Notes

None

Remedy

Ensure the alias object exist.

4384

Message

Output table argument %VSTR is not defined in function mapping definition.

Explanation

Output table in SELECT is not defined in function mapping definition.

Generated By

RES modules.

For Whom

End User.

Notes

None

Remedy

Ensure OUT tables specified in function mapping definition are only specified in SELECT.

4385

Message

Create/Replace Function Mapping DDL does not support SSQ(Scalar Sub Query) and system variables in custom clause.

Explanation

Create/Replace Function Mapping custom clause is overridden by Select custom clause..

Generated By

RES module

For Whom

End User

Notes

None

Remedy

Ensure SSQ(Scalar Sub Query) and System variables are not specified in Create/Replace Function Mapping custom clause.

4386

Message

Out Table argument %VSTR cannot be as NVP argument.

Explanation

Out table argument defined in alias definition cannot be used as NVP argument.

Generated By

RES module

For Whom

End User

Notes

None

Remedy

Ensure out table argumnet name in alias definition and the NVP arguments is not same.

4387

Message

The privilege is not applicable to a function mapping.

Explanation

The applicable privileges on a function mapping object are DROP FUNCTION, EXECUTE FUNCTION and CREATE FUNCTION.

Generated By

RES modules.

For Whom

End User.

Notes

None

Remedy

Correct the statement and resubmit the request.

4388

Message

Parameterized macro's are not supported for Tablop and Function Mapping.

Explanation

Parameterized macro's are not supported for Tablop and Function Mapping in Create/Replace Macro.

Generated By

RES modules.

For Whom

End User.

Notes

None

Remedy

Correct the statement and resubmit the request.

4389

Message

Create/Replace Function Mapping DDL Not supported inside Stored Procedure.

Explanation

Create/Replace Function Mapping DDL Not supported inside Stored Procedure.

Generated By

RES module

For Whom

End User

Notes

None

Remedy

Ensure Create/Replace Function Mapping is not specified inside Stored Procedure.

4396

Message

Invalid Sub-Query in the PIVOT IN-List: %VSTR.

Explanation

Sub-query given in the PIVOT INLIST is not a supported sub-query. And if it is supported, then it should not return zero rows or exceeds maximum limit.

Generated By

OPT modules.

For Whom

End User.

Notes

None

Remedy

Do not use this subquery in PIVOT INLIST.

4400

Message

Persistent segments allocation failed for one or more DBQL/TDWM caches.

Explanation

By default DBQL and TDWM will use persistent segments for thier logging caches. On failure to allocate persistent segments for cache a second attempt will be made to allocate normal

segments for DBQL and TDWM caches. It is all or nothing method of allocation. Should one of the persistent cache allocation fail that will cause all of them to be switched to normal segments to maintain logging data integrity.

Generated By

Dispatcher

For Whom

End User, System Administrator

Notes

None

Remedy

An automatic remedy is done.

4401

Message

%s

Explanation

DBQL Feature Use Logging was requested, but information is not available for this request.

Generated By

disgetr Module.

For Whom

End User, System Administrator.

Notes

None

Remedy

The error message contains queryID of the request. User can look up the request text from DBC.DBQLLogTbl QueryText column and report to support team. Also the corresponding request will have FeatureUsage column as null in DBC.DBQLLogTbl.

4404

Message

Can not Specify Azure Authorization for S3 Location.

Explanation

1) This message is displayed when a azure authorization object is specified for create foreign tablwl using AWS-S3 Location.

Generated By

RES modules.

For Whom

End-User.

Notes

None

Remedy

Change the authorization object in Create Foreign Table Statement.

4406

Message

%VSTR provided in Authorization Using Clause.

Explanation

1) This message is displayed when a Invalid NVP is specified in the Authorization Using Clause 2) This message is displayed when a Duplicate NVP is specified in the Authorization Using Clause 3) This message is displayed when a Invalid Value is specified in the Authorization Using Clause

Generated By

RES modules.

For Whom

End-User.

Notes

None

Remedy

Modify the query and resubmit the request.

4407

Message

NOS-required Map %VSTR not found. Please contact our system administrator about running DIPMAPS.

Explanation

1) This message is displayed when the NOS-required 1-amp sparse map is not found during query planning.

Generated By

OPT module.

For Whom

End-User.

Notes

None

Remedy

Run DIPMAPS to recreate the missing system-wide 1-amp sparse map.

4500

Message

Insufficient memory to complete the request.

Explanation

Insufficient memory to complete the request.

Generated By

Unity

For Whom

End User.

Notes

None

Remedy

Contact your Teradata administrator and Teradata support.

4501

Message

Invalid request parcel received.

Explanation

Unity was unable to read/decode a message from Teradata or within Unity.

Generated By

Unity

For Whom

End User.

Notes

None

Remedy

Contact your Teradata administrator and Teradata support.

4502

Message

Internal error: Unity system error occurred.

Explanation

An unexpected error occurred within Unity. Possible causes are: 1. Unity failed to record request/commit to the Unity recovery log. 2. Unity failed to create an Unity session. Every Teradata session must have a matching Unity session. This session creation should never fail. The Unity session limit is 39000 concurrent sessions which should be beyond what any customer should ever experience. 3. An unexpected error occurred within Unity (a list was empty, a parameter value was invalid, etc.).

Generated By

Unity

For Whom

End User.

Notes

None

Remedy

Contact your Teradata administrator and Teradata support.

4511**Message**

Request rejected due to object placement.

Explanation

A mismatch has occurred in this request between where the object(s) exist and where they need to exist for the transaction or session.

Generated By

Unity

For Whom

End User.

Notes

None

Remedy

Check the placement of the object(s) in the Unity Data Dictionary and the systems set by the current routing rule used for the request.

4514**Message**

Write disallowed by Unity because query contains a non-deterministic element.

Explanation

This error is returned when a non-deterministic query is detected and CDC is not supported/available. For example: - write to a table containing an identity column. - write using a sub-select that contains a TOP clause without an ORDER BY clause - write using a sub-select that contains a SAMPLE clause

Generated By

Unity

For Whom

End User.

Notes

None

Remedy

Unity requires CDC feature to be enabled to replicate this request. Please enable the CDC/CDM feature in Unity and Teradata.

4529

Message

Request rejected due to object/system state.

Explanation

Object(s) required for this query are not currently active.

Generated By

Unity

For Whom

End User.

Notes

None

Remedy

Check the object state in Unity and retry when the required objects are Active.

4530

Message

Query rejected because session is not allowed to write to a object managed by Unity.

Explanation

The DirectConnectControl is set to disable direct writes to an object managed by Unity.

Generated By

Unity

For Whom

End User.

Notes

None

Remedy

The Unity configuration setting DirectConnectControl controls this behavior. Setting it to 0 will allow writes to this object.

4540

Message

Query disallowed because it writes to managed and unmanaged objects.

Explanation

Query is disallowed because it writes to a mix of objects that are managed and unmanaged by Unity.

Generated By

Unity

For Whom

End User.

Notes

None

Remedy

Please issue use the Unity Data dictionary scanner to the missing objects to the Unity data dictionary.

4541

Message

Write to Unity managed objects disallowed from unmanaged stored procedure. Please issue an object scan to update the Unity dictionary.

Explanation

For direct session, user will be allowed to execute stored procedures that are not part of the Unity dictionary. However, any writes to a managed table made from an unmanaged stored procedure will be rejected with this error.

Generated By

Unity

For Whom

End User.

Notes

None

Remedy

Please issue use the Unity Data dictionary scanner to add the stored procedure to the Unity data dictionary.

4801

Message

'%VSTR' is not a Function Mapping object.

Explanation

Cannot replace other database objects like table, view , macro with function mapping object.

Generated By

RES modules.

For Whom

End User.

Notes

None

Remedy

Correct the statement and resubmit the request.

4802

Message

%VSTR appears more than once in OUT TABLE clause

Explanation

OUT TABLE name or value is duplicated

Generated By

RES modules.

For Whom

End User.

Notes

None

Remedy

There should not be any duplicate name or value in OUT TABLE clause.

4803

Message

%FSTR %VSTR

Explanation

Variable cannot have SSQ in IN/OUT table clause. Variable cannot be specified in a concat expression.

Generated By

RES modules.

For Whom

End User.

Notes

None

Remedy

Remove the SSQ from IN/OUT table clause and resubmit the request. Don't use SSQ along with the expressions.

4804

Message

Cyclic dependency detected in definition of NVP:%VSTR

Explanation

Cyclic dependency detected in NVP definitions

Generated By

RES modules.

For Whom

End User.

Notes

None

Remedy

Remove the cyclic dependency in NVP definitions and resubmit the query

4805

Message

%FSTR %VSTR

Explanation

1) One of the IN TABLE name or the value is repeated in another IN TABLE clause or in general NVP's. 2) ANY cannot be specified multiple times as value in IN TABLE clause 3) ANY cannot be specified as value when there is ANY IN TABLE clause

Generated By

RES modules.

For Whom

End User.

Notes

None

Remedy

1) Ensure not to use IN TABLE names or values in general NVP's or in other IN TABLEs. 2) Ensure not to use ANY multiple times as value in IN TABLE clause. 3) Ensure not to use ANY as a substitution value when there is atleast one ANY IN TABLE.

4806

Message

%FSTR %VSTR

Explanation

1) One of the OUT TABLE name or the value is repeated in general NVP's. 2) Same Table Name given in more than one OUT TABLE clause.

Generated By

RES modules.

For Whom

End User.

Notes

None

Remedy

1) Ensure not to use OUT TABLE names or values in general NVP's. 2) Ensure not to give same Table name in two or more OUT TABLE clause.

4807

Message

%FSTR %VSTR

Explanation

A variable having multiple values cannot be substituted in an expression.

Generated By

RES modules.

For Whom

End User.

Notes

None

Remedy

Correct the statement and resubmit the request.

4808

Message

%FSTR %VSTR

Explanation

IN/OUT TABLE does not support SSQ/System Variables/Default value.

Generated By

RES modules.

For Whom

End User.

Notes

None

Remedy

Correct the statement and resubmit the request.

4809

Message

Variable %VSTR in an expression can not be defined as a list.

Explanation

Default value of a variable appearing in a concatenated expression is a list. This is not allowed

Generated By

RES modules.

For Whom

End User.

Notes

None

Remedy

Either make sure the default value of the variable is not a list or the variable is not part of a concatenated expression and then resubmit the query

4810

Message

Incompatilble values in datalist of Using Clause.

Explanation

NVP has a datalist with different datatype values which cannot be converted.

Generated By

RES modules.

For Whom

End User.

Notes

None

Remedy

Ensure the datalist contains compatible values.

4813

Message

Client side routine creation is disabled on the system.

Explanation

A user attempted to create an external routine using client-side files. Client side files are not permitted.

Generated By

CUF modules.

For Whom

End User

Notes

None

Remedy

Contact the system administrator to request privilege to install external routines using client-side files.

4814

Message

"%VSTR" is not a table operator.

Explanation

The specified item is a table, view, macro, trigger, permanent journal, procedure, UDF, Table function and the context of the query returning the error requires the item to be a table operator.

Generated By

SYNTAXER/RESOLVER

For Whom

End User.

Notes

None

Remedy

Correct the statement and resubmit the request.

4817

Message

Server side routine creation is disabled on the system.

Explanation

A user attempted to create an external routine using server-side files. Server-side files are not permitted.

Generated By

CUF modules.

For Whom

End User

Notes

None

Remedy

Contact the system administrator to request privilege to install external routines using server-side files.

4820

Message

%VSTR

Explanation

The error is returned by auto schema API when there is a failure determining schema of record

Generated By

FPF modules.

For Whom

End User

Notes

None

Remedy

Fix the problem mentioned in the specific error message and resubmit the request

4901

Message

Unsupported character set specified in the RowFormat clause.

Explanation

Unsupported character set specified in the RowFormat clause.

Generated By

Parser.

For Whom

End User.

Notes

None

Remedy

Modify the statement and resubmit it.

4950

Message

Native Object Store generic error: %VSTR

Explanation

A generic error occurred in FAF. Refer to the error subcode and error text if present for the exact cause.

Generated By

FAF modules.

For Whom

End User or System Support Representative.

Notes

None

Remedy

Save all relevant information and contact a support representative.

4951

Message

Native Object Store user error: %VSTR

Explanation

An error in FAF occurred due to missing or incorrect input from DBS. Examples include invalid connector, ill formed location string, etc. Refer to the error subcode and error text if present for the exact cause.

Generated By

FAF modules.

For Whom

End User.

Notes

None

Remedy

Submit the query again after making the corrections.

4952

Message

Native Object Store internal error: %VSTR

Explanation

An internal error occurred in FAF. Refer to the error subcode and error text if present for the exact cause.

Generated By

FAF modules.

For Whom

System Support Representative.

Notes

None

Remedy

Save all relevant information and contact a support representative.

4953

Message

Native Object Store data error: %VSTR

Explanation

An error was detected in an external record. An invalid read or a data encoding conversion problem might have caused a runtime exception.

Generated By

FAF modules.

For Whom

End User.

Notes

None

Remedy

Validate affected data and submit the query again after making the corrections.

4954

Message

Native Object Store unexpected abort due to error %d.

Explanation

The FAF request was aborted due to unexpected problems.

Generated By

FAF subsystem

For Whom

End user or support representative.

Notes

FAF might have encountered a SEGV, floating point exception, or other illegal operation. The affected request is aborted instead of forcing a crash. The message identifies the error code of the problem that caused the event.

Remedy

Do not resubmit the query and if the issue persists, contact a support representative.

4955

Message

Table %DBID.%TVMID is not a foreign table.

Explanation

There are multiple reasons for this error: 1) You cannot specify FOREIGN keyword to drop a table that is not a foreign table. 2) \$PATH is specified on a Non-FOREIGN table.

Generated By

Resolver.

For Whom

End User.

Notes

None

Remedy

Fix the request and resubmit.

4956

Message

Invalid Value provided for %VSTR custom clause.

Explanation

Only valid values are allowed in the specified custom clause.

Generated By

Resolver.

For Whom

End User.

Notes

None

Remedy

Provide a valid value for the specified custom clause.

4957

Message

Custom clause values should be enclosed in single quotes.

Explanation

A custom clause value should be enclosed in single quotes.

Generated By

Resolver.

For Whom

End User.

Notes

None

Remedy

Specify custom clause values in single quotes.

4958

Message

Unrecognized name option provided.

Explanation

Only valid custom clause names like LOCATION, PATHPATTERN, MANIFEST, ROWFORMAT and STOREDAS are allowed in custom clause list

Generated By

Resolver.

For Whom

End User.

Notes

None

Remedy

Provide valid custom clause names in the custom clause list.

4959

Message

Invalid table type option for foreign table.

Explanation

Cannot create SET, VOLATILE, ERROR, QUEUE, TEMPORARY or GLOBAL TEMPORARY TRACE tables as a Foreign table.

Generated By

Resolver.

For Whom

End User.

Notes

None

Remedy

Modify the query and resubmit the request.

4960

Message

Cannot define %VSTR on a foreign table.

Explanation

Cannot create primary or secondary or join or time indexes on a foreign table.

Generated By

Resolver.

For Whom

End User.

Notes

None

Remedy

Modify the query and resubmit the request.

4961

Message

Missing %VSTR custom clause in a foreign table.

Explanation

Custom clause LOCATION is mandatory in a foreign table.

Generated By

Resolver.

For Whom

End User.

Notes

None

Remedy

Modify the query and resubmit the request.

4962

Message

Invalid specification on a foreign table for column %VSTR.

Explanation

There are multiple reasons for this error: 1) Number of columns other than two 2) Column names other than Location and Payload 3) Location column length other than 2048 4) Location column type other than UNICODE 5) Location column attribute other than CASESPECIFIC 6) Payload column length other than 8388096(UNICODE)/16776192(LATIN) 7) Payload column Inline length other than 32000(UNICODE)/64000(LATIN)

Generated By

Syntaxer.

For Whom

End User.

Notes

None

Remedy

Specify column list according to the prescribed syntax or leave out the column list.

4963

Message

%VSTR not supported on a foreign table.

Explanation

There are multiple reasons for this error: 1) Attempting to alter a foreign table. 2) Attempting to create a foreign table on an aligned row format system. 3) Attempting to provide multiple values against a single name option in USING clause during Create Table.

Generated By

Parser.

For Whom

End User.

Notes

None

Remedy

Modify the query and resubmit the request.

4964

Message

Reference to foreign table "%VSTR" is not allowed in this context.

Explanation

Insert/Update/Delete/Merge-Into is not allowed on a foreign table.

Generated By

Syntaxer.

For Whom

End User.

Notes

None

Remedy

Modify the query and resubmit the request.

4965

Message

Invalid LOCATION value specified in the USING clause: %VSTR.

Explanation

This message is displayed if Location URI given in Create Table is invalid Or in invalid format .

Generated By

Parser modules.

For Whom

End User.

Notes

None

Remedy

Provide location value with valid values in format as shown below /<connector>/<endpoint>/<bucket>/<prefix>/ and resubmit the request.

4966

Message

TVMFlavor mismatch between TVM and Table header.

Explanation

This message is displayed if AMP finds a mismatch in comparing Flavor in table header against corresponding value in DBC.TVM.

Generated By

CheckTable.

For Whom

Site support representative.

Notes

None

Remedy

Contact your Support Representative.

4967

Message

Mismatch occurred between the character set specification in the RowFormat and the Payload column.

Explanation

The character set specified in the RowFormat option of the USING clause and the character set specified on the Payload column must be compatible when creating a foreign table.

Generated By

Parser.

For Whom

End User.

Notes

None

Remedy

Modify the statement and resubmit it.

4968

Message

%VSTR

Explanation

Warning: The bucket or path specified in the Location string does not exist.

Generated By

FAF modules.

For Whom

End User.

Notes

None

Remedy

Either correct the bucket name or path specified in the Location string or create the bucket or location on the object storage system being referenced.

4969

Message

Native Object Store Request Timeout: %VSTR

Explanation

FAF could not complete the request due to encountering the maximum number of Connector timeout conditions. Refer to the error subcode and error text if present for more details.

Generated By

FAF modules.

For Whom

End User.

Notes

None

Remedy

This error code is generally passed between internal functions. If it is returned to the end user, it may signify a temporary or permanent failure involving the network connection or the

response from external storage. If the issue persists, save all relevant information and contact a support representative.

4970

Message

Invalid use of \$PATH.

Explanation

Comment & Collect stats not allowed on \$PATH of Foreign Table. Views and derived tables do not have a \$PATH field.

Generated By

Parser.

For Whom

End User.

Notes

None

Remedy

Modify the query and resubmit the request.

4971

Message

Native Object Store user error: %VSTR

Explanation

The bucket does not exist in provided native object store location. Refer to the error subcode and error text if present for more details.

Generated By

FAF modules.

For Whom

End User.

Notes

None

Remedy

Validate affected data and submit the query again after making the corrections.

4972

Message

Native Object Store user error: %VSTR

Explanation

EndPoint provided in native object store location does not exist or FAF is unable to connect to it. Refer to the error subcode and error text if present for more details.

Generated By

FAF modules.

For Whom

End User.

Notes

None

Remedy

Validate affected data and submit the query again after making the corrections.

4973

Message

Native Object Store user error: %VSTR

Explanation

Connector provided in native object store location or manifest file entry fall into either of these two cases. 1) Invalid Connector : Connector specified in location string is not in accepted format. 2) Incompatible Connector : Connector specified in manifest file entry is not similar to the one specified in DDL query.

Generated By

FAF modules.

For Whom

End User.

Notes

None

Remedy

Replace the connector in location string with a valid or compatible one and submit the query again after making the corrections.

4974

Message

Native Object Store user error: %VSTR

Explanation

No files exist in provided native object store location. Refer to the error subcode and error text if present for more details.

Generated By

FAF modules.

For Whom

End User.

Notes

None

Remedy

Validate affected data and submit the query again after making the corrections.

4975

Message

Native Object Store Location: %VSTR

Explanation

FAF completed reading records from the file or file is empty. Refer to the error subcode and error text if present for more details.

Generated By

FAF modules.

For Whom

Field Engineer

Notes

None

Remedy

This error code is generally passed between internal functions.If it is returned to the end user, it may signify that file is empty.

4976

Message

Native Object Store user error: %VSTR

Explanation

The parquet file provided in native object store location contains unsupported or unimplemented datatypes.Refer to the error subcode and error text if present for more details.

Generated By

FAF modules.

For Whom

End User.

Notes

None

Remedy

The provided parquet file contains datatypes like complex list/maps which are not supported in teradata versions till vantage 2.0.

4977

Message

Native Object Store user error: %VSTR

Explanation

The parquet file provided in native object store location contains encoding type which is not supported in teradata .Refer to the error subcode and error text if present for more details.

Generated By

FAF modules.

For Whom

End User.

Notes

None

Remedy

The provided parquet file contains encoding type which is not supported.

4978

Message

Native Object Store user error: %VSTR

Explanation

An error occurred while converting parquet data to a corresponding Teradata data type.

Generated By

FAF modules.

For Whom

Field Engineer.

Notes

None

Remedy

This error code is generally passed between internal functions. If it is returned to the end user, it may signify a error occurred while converting parquet data to corresponding teradata datatype.

4979

Message

Native Object Store user error: %VSTR

Explanation

The bucket exists, but is not in the region specified in the endpoint.

Generated By

FAF modules.

For Whom

End User.

Notes

None

Remedy

1) Move the data to the matching region, 2) Correct the region in the Location string or 3) Remove the region specification in the Location string.

4980

Message

Table header for the %VSTR table is not set up.

Explanation

The table header required by the Row Builder to construct the metadata or data rows for the foreign table access is not set up. This indicates that some AMP step has not set the table header in the FSYS context block.

Generated By

sutextbldrow

For Whom

Customer Engineer.

Notes

None

Remedy

Contact your Support Representative.

4981

Message

%VSTR

Explanation

The Field 5 of the table header passed to the Row Builder is incorrect. This is required to build the rows in the format as described by the Field 5. The error text gives the details what is incorrect.

Generated By

sutextbldrow

For Whom

Customer Engineer.

Notes

None

Remedy

Contact your Support Representative.

4982

Message

%VSTR exceeds the maximum allowed length for the column.

Explanation

The external data cannot be stored in the row as it's size is greater than the maximum allowed for the column.

Generated By

sutextbldrow

For Whom

End User.

Notes

None

Remedy

Contact your Support Representative.

4983

Message

%VSTR is too short for the column.

Explanation

The external data cannot be stored in the row as it's size is too small for the column.

Generated By

sutextbldrow

For Whom

End User.

Notes

None

Remedy

Contact your Support Representative.

4984

Message

An error occurred while building %VSTR

Explanation

The row builder had an unexpected error when constructing the row for the external payload data.

Generated By

sutextbldrow

For Whom

Customer Engineer.

Notes

None

Remedy

Contact your Support Representative.

4985

Message

An error occurred in the Row building diagnostic code: %VSTR

Explanation

An error occurred when trying to convert a record from the object store into a Teradata row. Additional error text is included further describing the error. This error is only produced if the system is running with certain diagnostic flags enabled. Note: This error is only produced when Teradata development is working with a customer to diagnose a problem with unrecognized object store data.

Generated By

sutextbldrow

For Whom

System Support Representative.

Notes

None

Remedy

Contact your Support Representative.

4986

Message

The external payload is greater than inline length and built as a LOB.

Explanation

This is a return code that is set by the row builder to indicate that the row does not contain the payload but an OID. When the payload is greater than the inline length, an OID is constructed to point to the large external data. The caller, FSYS, needs to know of this to handle building of the datablock differently for such rows.

Generated By

sutextbldrow

For Whom

FSYS.

Notes

None

Remedy

None; never returned to user.

4987

Message

A CSV Header record has been identified.

Explanation

The record being returned when accessing a Foreign Table should be treated as a CSV header row and not a row of data. Note: This error is only produced when Teradata development is working with a customer to diagnose a problem with CSV files and the treatment of header rows.

Generated By

sutextbldrow

For Whom

System Support Representative.

Notes

None

Remedy

Contact your Support Representative.

4988

Message

Native Object Store user error: %VSTR

Explanation

The specified column length is insufficient to store the result when converting a Parquet value to its Teradata representation.

Generated By

FAF modules.

For Whom

End User.

Notes

None

Remedy

Increase the length of the declaration of the column.

4989

Message

Native Object Store user error: %VSTR

Explanation

Content length provided in native object store manifest file entry is not allowed. Refer to the error subcode and error text if present for more details.

Generated By

FAF modules.

For Whom

End User.

Notes

None

Remedy

Validate the content length in manifest file and submit the query again after making the corrections.

4990

Message

Failed to open Native Object Store: %VSTR

Explanation

An external FAF connection could not be established to the location of the data associated with the request. This may indicate an error in the requested configuration parameters, or a temporary failure of a connection attempt to a valid external configuration.

Generated By

File System on behalf of FAF

For Whom

End user

Notes

None

Remedy

Correct the configuration parameters in the affected table. Using an application outside of Teradata, verify successful accessibility of the data location that is indicated by the configuration parameters.

4991

Message

Invalid Native Object Store object was detected: %VSTR

Explanation

Decoding of an external object failed. In turn, this caused the construction of a Teradata row to fail as well. This may indicate that the contents of the associated external data location are malformed or corrupted, or that the configuration parameters may identify a file that is not stored in a recognized format.

Generated By

File System on behalf of FAF

For Whom

End user

Notes

None

Remedy

Correct the configuration parameters in the affected table. Using an application outside of Teradata, verify successful accessibility of the data location that is indicated by the configuration parameters. If possible, validate the expected correctness of the content at this data location.

4992

Message

No more Native Object Store records exist under the current Key.

Explanation

All records have been fetched that reside in the external file indicated by the specified Key. The next Key should be provided to File System to continue the fetch operation, if more Keys exist.

Generated By

File System

For Whom

Field Engineer

Notes

This error code is only used to transfer information between File System and AMP functions.

Remedy

Contact a field engineer.

4993

Message

Invalid Native Object Store request with the current Key: %VSTR

Explanation

An error was detected in a request to initiate an external read sequence in the presence of a given path or Key. More details of the error are provided within the associated error text. This could be due to one of the following inconsistencies: a. An external read was requested against a Teradata internal table. b. An invalid offset range was requested under a Key. c. An invalid path was requested as the basis of Key retrieval. d. Other inconsistency in the request.

Generated By

File System

For Whom

Field Engineer

Notes

None

Remedy

Ensure all configuration parameters are correct. If so, contact a field engineer.

4994

Message

Error in NOS Block Builder Diagnostics: %VSTR

Explanation

The NOS Block Builder had an unexpected error when its diagnostic flags were enabled. The error text shows the details of the error.

Generated By

File System

For Whom

Field Engineer

Notes

None

Remedy

Contact a field engineer.

4995

Message

An invalid NOS Authorization object was detected.

Explanation

An in-memory corruption was detected when attempting to retrieve and decrypt NOS Authorization information from an AMP step header.

Generated By

AMP

For Whom

Customer Engineer.

Notes

None

Remedy

Contact your Support Representative.

4996

Message

An invalid NOS index was detected.

Explanation

An index that is out of the range of 0 to (Number of fields in the CSV record) was detected and signals some corruption.

Generated By

AMP

For Whom

Customer Engineer.

Notes

None

Remedy

Contact your Support Representative.

4997

Message

A New object is created in object store.

Explanation

This is a return code that is set by the fafWriteNextRecord API to indicate that a new object is created in object store. The caller, FPF, needs to know that a new object is created so that it can call fafgetWriteFileInfo API to get metadata of the newly created object. This error is for internal purposes only

Generated By

FAF modules.

For Whom

System Support Representative.

Notes

None

Remedy

For internal use only. No correction is required.

4998

Message

Native Object Store user error: %VSTR

Explanation

Location provided in native object store location or manifest file entry is incorrect. There are multiple reasons for this error: 1) If :// is not present in the manifest location entry. 2) If the location entry either exceeds FAFMAXLOCATIONSIZE or less than FAFMINLOCATIONSIZE. 3) If the delimiter('/') is not present in the location string after endpoint, bucket and connector. 4) If the prefix after bucket name exceeds FAFMAXPATHSIZE.

Generated By

FAF modules.

For Whom

End User.

Notes

None

Remedy

Specify location string according to the prescribed syntax and submit the query again after making the corrections.

4999

Message

Native Object Store user error: %VSTR

Explanation

The bucket name provided in the Location string is not a validly constructed name. For example, the name may be larger than allowed by the object storage system. Additional error text is included further describing the error.

Generated By

FAF modules.

For Whom

End User.

Notes

None

Remedy

Reissue the SQL command with a corrected bucket name.

5001

Message

The file system context block is invalid.

Explanation

The file system context block was not in an appropriate state to allow for execution of the routine.

Generated By

File System

For Whom

Field Engineer

Notes

This indicates a Data Base System software error.

Remedy

Contact a field engineer.

5002

Message

A read error was detected.

Explanation

An attempt to access a data block was unsuccessful because the disk read generated an error. This error is only returned if ReturnOnReadError was set to true by the DBS caller in the file system context block passed to this routine.

Generated By

File System

For Whom

Field Engineer

Notes

This usually indicates a hardware problem.

Remedy

Contact a field engineer.

5003

Message

A deadlock has been detected.

Explanation

A data modify operation attempted to set a write lock on a data block or a data read operation attempted to set a read lock on a data block and the task already had that data block write locked. That is, there is already an active row insert or row update context due to a prior call to either RowInsIn or RowUpdIn. File system calls are allowed during the interval between a RowInsIn/RowUpdIn call and the subsequent RowInsFi/RowUpdFi call as long as the same data block is not accessed. For practical DBS purposes, this means no operation on the same subtable.

Generated By

File System

For Whom

Field Engineer

Notes

This indicates a Database software error.

Remedy

Contact a field engineer.

5004

Message

The CI for a newly allocated cylinder is bad.

Explanation

The first attempt to allocate space for a data block on a freshly allocated cylinder failed.

Generated By

File System

For Whom

Field Engineer

Notes

This indicates a File System software error.

Remedy

Contact a field engineer.

5005

Message

A duplicate row-id has been detected.

Explanation

An attempt was made to insert a row into a subtable where the row ID of the row to be inserted is identical to that of a preexisting row.

Generated By

File System

For Whom

Field Engineer

Notes

This indicates a File System or Data Base System software error.

Remedy

Contact a field engineer.

5006

Message

The end of a locked hash code range has been reached.

Explanation

The end of a locked hash code range has been reached by TabRBkls.

Generated By

File System

For Whom

Field Engineer

Notes

This indicates a Data Base System software error.

Remedy

Contact a field engineer.

5007

Message

No more rows exist in the requested range.

Explanation

A row matching the specified criteria could not be found. When reading the first or last row of a subtable, this return means that no rows exist in the specified subtable. When reading the first or last row with a particular hash code, it means that no rows of that hash exist within the subtable. When returned on a full row ID read, it means no row with that fully specified row ID exists within the subtable. When returned from row-read-next or row-read-previous routines, it means that the specified termination condition has been reached.

Generated By

File System

For Whom

Field Engineer

Notes

This indicates a File System or Data Base System software error.

Remedy

Contact a field engineer.

5008

Message

An internal parameter was incorrect.

Explanation

A passed parameter was incorrect.

Generated By

File System

For Whom

Field Engineer

Notes

This indicates a File System software error.

Remedy

Contact a field engineer.

5009

Message

An internal parameter was incorrect.

Explanation

A passed parameter was incorrect.

Generated By

File System

For Whom

Field Engineer

Notes

This indicates a File System software error.

Remedy

Contact a field engineer.

5010

Message

All DBs in a cylinder were not migrated.

Explanation

All the DBs were not migrated off of a cylinder when all was specified.

Generated By

File System

For Whom

Field Engineer

Notes

This indicates a File System software error.

Remedy

Contact a field engineer.

5011

Message

The file system has made a positioning error.

Explanation

The row ID of the row specified for insertion is inappropriate for the insertion point defined by Context.

Generated By

File System

For Whom

Field Engineer

Notes

This indicates a File System software error.

Remedy

Contact a field engineer.

5012

Message

The position of a row must be recalculated.

Explanation

This error indicates that the calling routine should retry the operation.

Generated By

File System

For Whom

Field Engineer

Notes

This indicates a Data Base System software error.

Remedy

Contact a field engineer.

5013

Message

An out of order row has been detected.

Explanation

The row ID of a row to be inserted is not in proper row ID order for its insertion point.

Generated By

File System

For Whom

Field Engineer

Notes

Depending on context, this indicates either a File System software error, a Data Base System software error, or a hardware error.

Remedy

Contact a field engineer.

5014

Message

A CI with no DBDs has been found.

Explanation

The CI contains no DBDs and is not the special CI built by the append case.

Generated By

File System

For Whom

Field Engineer

Notes

This indicates a File System software error.

Remedy

Contact a field engineer.

5015

Message

An invalid dbkdelfcn_t has been specified.

Explanation

An invalid dbkdelfcn_t has been specified.

Generated By

File System

For Whom

Field Engineer

Notes

This indicates a File System software error.

Remedy

Contact a field engineer.

5016

Message

The table header passed in memory is invalid.

Explanation

The passed table header pointer was not NIL and the table header to which it pointed contained an illegal value for a needed file system tuning parameter. This error always causes a system crash.

Generated By

File System

For Whom

Field Engineer

Notes

This indicates a Data Base System software error.

Remedy

Contact a field engineer.

5017

Message

The AssignRowID value is incompatible with the table type.

Explanation

The subtable is a part of a permanent table but AssignRowID is false. I.e., permanent tables must be guaranteed to have rows in correct row ID order. The context state is unchanged.

Generated By

File System

For Whom

Field Engineer

Notes

This indicates a Data Base System software error.

Remedy

Contact a field engineer.

5018

Message

An informative message has been printed.,=%s

Explanation

Used to display/Log information messages.

Generated By

File System

For Whom

End user.

Notes

This is for informational messages only.

Remedy

Ignore it.

5019

Message

A cylinder could not be allocated.

Explanation

A cylinder could not be allocated.

Generated By

File System

For Whom

Field Engineer

Notes

This indicates a File System software error.

Remedy

Contact a field engineer.

5020

Message

Heap space could not be allocated from a block.

Explanation

An request to allocate heap space from a block failed when it was expected to succeed.

Generated By

File System

For Whom

Field Engineer

Notes

This indicates a File System software error.

Remedy

Contact a field engineer.

5021

Message

Sectors could not be allocated from a cylinder.

Explanation

The requested sectors could not be allocated on a cylinder.

Generated By

File System

For Whom

Field Engineer

Notes

This indicates a File System software error.

Remedy

Contact a field engineer.

5022

Message

An unknown block code has been detected.

Explanation

An unknown block code has been detected.

Generated By

File System

For Whom

Field Engineer

Notes

This indicates either a File System software error or a Hardware error has occurred.

Remedy

Contact a field engineer.

5023

Message

An invalid CID reference array index has been detected.

Explanation

An invalid CID reference array index was detected.

Generated By

File System

For Whom

Field Engineer

Notes

This indicates a File System software error.

Remedy

Contact a field engineer.

5024

Message

An invalid reference array count has been detected.

Explanation

The specified count of reference array indexes is invalid.

Generated By

File System

For Whom

Field Engineer

Notes

This indicates a File System software error.

Remedy

Contact a field engineer.

5025

Message

An invalid Cylinder Status Array has been detected.

Explanation

The cylinder status array is invalid.

Generated By

File System

For Whom

Field Engineer

Notes

This indicates a File System software error.

Remedy

Contact a field engineer.

5026

Message

An invalid cylinder number has been detected.

Explanation

An invalid cylinder number was detected.

Generated By

File System

For Whom

Field Engineer

Notes

This indicates a File System software error.

Remedy

Contact a field engineer.

5027

Message

The cylinder being freed is already marked as free.

Explanation

The cylinder is already marked as free in the CSA.

Generated By

File System

For Whom

Field Engineer

Notes

This indicates a File System software error.

Remedy

Contact a field engineer.

5028

Message

An invalid Data Block count has been detected.

Explanation

An invalid DB count was detected.

Generated By

File System

For Whom

Field Engineer

Notes

This indicates a File System software error.

Remedy

Contact a field engineer.

5029

Message

An invalid DBD reference array index has been detected.

Explanation

An invalid DBD reference array index was detected.

Generated By

File System

For Whom

Field Engineer

Notes

This indicates a File System software error.

Remedy

Contact a field engineer.

5030

Message

An invalid migrate direction has been detected.

Explanation

An invalid migrate direction was specified.

Generated By

File System

For Whom

Field Engineer

Notes

This indicates a File System software error.

Remedy

Contact a field engineer.

5031

Message

An invalid drive number has been detected.

Explanation

An invalid drive number was detected.

Generated By

File System

For Whom

Field Engineer

Notes

This indicates a File System software error.

Remedy

Contact a field engineer.

5032

Message

An invalid function code has been detected.

Explanation

An invalid function code was detected on an internal call.

Generated By

File System

For Whom

Field Engineer

Notes

This indicates a File System software error.

Remedy

Contact a field engineer.

5033

Message

An invalid first sector number has been detected.

Explanation

The first sector of a data block being freed is already represented in the Free Sector Entry (FSE) list.

Generated By

File System

For Whom

Field Engineer

Notes

This indicates a File System software error.

Remedy

Contact a field engineer.

5034

Message

An invalid pointer to heap space to free has been detected.

Explanation

An invalid pointer to heap space to free was detected.

Generated By

File System

For Whom

Field Engineer

Notes

This indicates a File System software error.

Remedy

Contact a field engineer.

5035

Message

An unexpected FSG error has occurred.

Explanation

An unexpected FSG error has occurred.

Generated By

File System

For Whom

Field Engineer

Notes

This indicates a File System software error.

Remedy

Contact a field engineer.

5036

Message

Some of the heap space being freed is already free.

Explanation

Some or all of the memory being requested to be freed is already in the block's hole list or degenerate hole list.

Generated By

File System

For Whom

Field Engineer

Notes

This indicates a File System software error.

Remedy

Contact a field engineer.

5037

Message

The MI header is invalid.

Explanation

The MI header is not a multiple of the MI unit size or the MI unit size is defined incorrectly.

Generated By

File System

For Whom

Field Engineer

Notes

This indicates a File System software error.

Remedy

Contact a field engineer.

5038

Message

A file system navigation error has occurred.

Explanation

An error has occurred in the file system's navigation logic.

Generated By

File System

For Whom

Field Engineer

Notes

This indicates a File System software error.

Remedy

Contact a field engineer.

5039

Message

No bad sectors were found when they were expected.

Explanation

No bad sectors were found and badsectors was non-zero.

Generated By

File System

For Whom

Field Engineer

Notes

This indicates a File System software error.

Remedy

Contact a field engineer.

5040

Message

An invalid attempt to pack a block has occurred.

Explanation

An attempt was made to pack a block that cannot or should not ever be packed.

Generated By

File System

For Whom

Field Engineer

Notes

This indicates a File System software error.

Remedy

Contact a field engineer.

5041

Message

The requested row was not found.

Explanation

The exact row was not found. The row positioned to is the row with the lowest row-id greater than the one requested or NULL indicating the position is passed the last row in the block.

Generated By

File System

For Whom

Field Engineer

Notes

This indicates either a File System software error, a DBS system software error, or a hardware error.

Remedy

Contact a field engineer.

5042

Message

The requested subtable was not found.

Explanation

An SRD for the specified subtable did not exist. The SRD positioned to is the SRD with the largest table-id less than the one requested. The DBD positioned to is the last DBD of this SRD. This establishes the insertion point for the specified subtable that did not exist.

Generated By

File System

For Whom

Field Engineer

Notes

This indicates a File System software error.

Remedy

Contact a field engineer.

5043

Message

The number of free cylinders is below the threshold.

Explanation

A cylinder has been allocated and there are very few free cylinders available.

Generated By

File System

For Whom

Field Engineer

Notes

This error code is only used to pass information between internal file system functions.

Remedy

Contact a field engineer.

5044

Message

The block has been packed.

Explanation

The block has been packed.

Generated By

File System

For Whom

Field Engineer

Notes

This error code is only used to pass information between internal file system functions.

Remedy

Contact a field engineer.

5045

Message

An invalid reference array index has been detected.

Explanation

An invalid reference array index was detected.

Generated By

File System

For Whom

Field Engineer

Notes

This indicates a File System software error.

Remedy

Contact a field engineer.

5046

Message

An attempt to insert a row in the wrong location has occurred.

Explanation

The row to insert has an improper row-id in relation to its insertion point.

Generated By

File System

For Whom

Field Engineer

Notes

This indicates a File System software error.

Remedy

Contact a field engineer.

5047

Message

An invalid row reference array index has been detected.

Explanation

An invalid row reference array index was detected.

Generated By

File System

For Whom

Field Engineer

Notes

This indicates a File System software error.

Remedy

Contact a field engineer.

5048

Message

An invalid row length has been detected.

Explanation

The row length and/or format is illegal. It must be valid and consistent in situations requiring consistency for an entire subtable during a modification sequence.

Generated By

File System

For Whom

Field Engineer

Notes

This indicates a Data Base System software error or a hardware error.

Remedy

Contact a field engineer.

5049

Message

An invalid row pointer has been detected.

Explanation

An invalid row pointer was detected.

Generated By

File System

For Whom

Field Engineer

Notes

This indicates a File System software error.

Remedy

Contact a field engineer.

5050

Message

An invalid search criteria has been detected.

Explanation

An invalid search criteria was detected.

Generated By

File System

For Whom

Field Engineer

Notes

This indicates a File System software error.

Remedy

Contact a field engineer.

5051

Message

An invalid number of sectors to allocate/free has been detected.

Explanation

An invalid number of sectors to allocate or free was detected.

Generated By

File System

For Whom

Field Engineer

Notes

This indicates a File System software error.

Remedy

Contact a field engineer.

5052

Message

Some of the sectors being freed are already free.

Explanation

Some of the sectors being freed are already represented on the Free Sector Entry (FSE) list.

Generated By

File System

For Whom

Field Engineer

Notes

This indicates a File System software error.

Remedy

Contact a field engineer.

5053

Message

An invalid size was detected.

Explanation

An invalid size was detected.

Generated By

File System

For Whom

Field Engineer

Notes

This indicates a File System software error.

Remedy

Contact a field engineer.

5054

Message

An invalid SRD reference array index was detected.

Explanation

An invalid SRD reference array index was detected.

Generated By

File System

For Whom

Field Engineer

Notes

This indicates a File System software error.

Remedy

Contact a field engineer.

5055

Message

An attempt was made to delete a non-empty SRD.

Explanation

An attempt was made to delete an SRD that still owned DBDs.

Generated By

File System

For Whom

Field Engineer

Notes

This indicates a File System software error.

Remedy

Contact a field engineer.

5056

Message

An unfree (uninitialized) cylinder has been allocated.

Explanation

An unfree cylinder has been allocated. It must be initialized before it is put into use.

Generated By

File System

For Whom

Field Engineer

Notes

This is used to transfer information between File System functions.

Remedy

Contact a field engineer.

5057

Message

A combination of ERRFILUNFREE and ERRFILLWCYL.

Explanation

An unfree cylinder has been allocated and there are very few free cylinders available.

Generated By

File System

For Whom

Field Engineer

Notes

This is used to transfer information between File System functions.

Remedy

Contact a field engineer.

5058

Message

A sort work table did not look as expected.

Explanation

Sort tables have well known formats that TabDelRa takes advantage of so as to be able to determine which DBs to delete solely from information in the DBDs. This error indicates that this rule was violated.

Generated By

File System

For Whom

Field Engineer

Notes

This indicates a File System software error.

Remedy

Contact a field engineer.

5059

Message

The DBD and DB lengths do not match.

Explanation

The length of the DB does not match the number of sectors in the DBD.

Generated By

File System

For Whom

Field Engineer

Notes

This indicates either a File System software error or a Hardware error has occurred.

Remedy

Contact a field engineer.

5060

Message

The CI read was not the one requested.

Explanation

The CI read did not have the expected internal extent id.

Generated By

File System

For Whom

Field Engineer

Notes

This indicates that the vconfig.out file was incorrectly edited or that the devices referenced in the vconfig.out file have been incorrectly modified.

Remedy

Correct the vconfig.out file and/or the devices assigned to the VPROCS.

5061

Message

The DBD and DB rowcounts do not match.

Explanation

The refcount in the DB does not match the row count in the DBD.

Generated By

File System

For Whom

Field Engineer

Notes

This indicates either a File System software error or a Hardware error has occurred.

Remedy

Contact a field engineer.

5062

Message

The DBD and DB row-id ranges do not match.

Explanation

The first row-id or last row hash in the DB does not match the DBD.

Generated By

File System

For Whom

Field Engineer

Notes

This indicates either a File System software error or a Hardware error has occurred.

Remedy

Contact a field engineer.

5063

Message

The SRD and DB tableid.typeandindex do not match.

Explanation

The table-id.tai in the DB does not match the SRD.

Generated By

File System

For Whom

Field Engineer

Notes

This indicates either a File System software error or a Hardware error has occurred.

Remedy

Contact a field engineer.

5064

Message

The SRD and DB tableid.uniq do not match.

Explanation

The table-id.uniq in the DB does not match the SRD.

Generated By

File System

For Whom

Field Engineer

Notes

This indicates either a File System software error or a Hardware error has occurred.

Remedy

Contact a field engineer.

5065

Message

The block cannot be modified in place.

Explanation

The block cannot be modified in place as there are insufficient or inappropriate free sectors on this cylinder.

Generated By

File System

For Whom

Field Engineer

Notes

This is used to transfer information between File System functions.

Remedy

Contact a field engineer.

5066

Message

The CID and CI first row-id do not match.

Explanation

The first row-id in the CID does not match the first row-id in the first DBD of the CI.

Generated By

File System

For Whom

Field Engineer

Notes

This indicates either a File System software error or a Hardware error has occurred.

Remedy

Contact a field engineer.

5067

Message

The CID and CI first tableid do not match.

Explanation

The first table-id in the CID does not match the first table-id in the first SRD of the CI.

Generated By

File System

For Whom

Field Engineer

Notes

This indicates either a File System software error or a Hardware error has occurred.

Remedy

Contact a field engineer.

5068

Message

The CID and CI last hash code do not match.

Explanation

The last row hash in the CID does not match the last row hash in the last DBD of the CI.

Generated By

File System

For Whom

Field Engineer

Notes

This indicates either a File System software error or a Hardware error has occurred.

Remedy

Contact a field engineer.

5069

Message

The CID and CI last table-id do not match.

Explanation

The last table-id in the CID does not match the last table-id in the last SRD of the CI.

Generated By

File System

For Whom

Field Engineer

Notes

This indicates either a File System software error or a Hardware error has occurred.

Remedy

Contact a field engineer.

5070

Message

An invalid free space percent was detected.

Explanation

The free space percent (FSP) must be between 0% and 75%.

Generated By

File System

For Whom

Field Engineer

Notes

This indicates a File System software error.

Remedy

Contact a field engineer.

5071

Message

An invalid CSA state has been specified.

Explanation

An invalid CSA state was specified.

Generated By

File System

For Whom

Field Engineer

Notes

This indicates a File System software error.

Remedy

Contact a field engineer.

5072

Message

CylSpace could not determine what form of migrate to perform.

Explanation

The cylspace routine could not figure out what to do.

Generated By

File System

For Whom

Field Engineer

Notes

This indicates a File System software error.

Remedy

Contact a field engineer.

5073

Message

The DB returned by IdxUpgradeDB is not the original one.

Explanation

The DB returned by idxupgradedb is not necessarily the same as the one it was passed due to modifications by other users.

Generated By

File System

For Whom

Field Engineer

Notes

This is used to transfer information between File System functions.

Remedy

Contact a field engineer.

5074

Message

An invalid DB index has been detected.

Explanation

An invalid DB index was detected.

Generated By

File System

For Whom

Field Engineer

Notes

This indicates a File System software error.

Remedy

Contact a field engineer.

5075

Message

An invalid DBKOPERATION was specified.

Explanation

An invalid DBKOPERATION was detected.

Generated By

File System

For Whom

Field Engineer

Notes

This indicates a File System software error.

Remedy

Contact a field engineer.

5076

Message

The last (only) SRD in the CI has been deleted.

Explanation

The last SRD in the CI was deleted.

Generated By

File System

For Whom

Field Engineer

Notes

This indicates a File System software error.

Remedy

Contact a field engineer.

5077

Message

An invalid deltasectors was specified.

Explanation

An invalid deltasectors was specified.

Generated By

File System

For Whom

Field Engineer

Notes

This indicates a File System software error.

Remedy

Contact a field engineer.

5078

Message

An invalid FSGLOCK value was specified.

Explanation

An invalid FSGLOCK value was specified.

Generated By

File System

For Whom

Field Engineer

Notes

This indicates a File System software error.

Remedy

Contact a field engineer.

5079

Message

An error was detected in the expected function of an FSG service.

Explanation

An error was detected in the use of an FSG service routine.

Generated By

File System

For Whom

Field Engineer

Notes

This indicates a File System software error.

Remedy

Contact a field engineer.

5080

Message

An invalid combination of insertrow and lock has been detected.

Explanation

The insertrow parameter was true and lock was FSGLOCKREAD

Generated By

File System

For Whom

Field Engineer

Notes

This indicates a File System software error.

Remedy

Contact a field engineer.

5081

Message

An invalid find level has been detected.

Explanation

An invalid find level was specified.

Generated By

File System

For Whom

Field Engineer

Notes

This indicates a File System software error.

Remedy

Contact a field engineer.

5082

Message

The current lock is incompatible with the request.

Explanation

The current lock on the block is incompatible with the requested service.

Generated By

File System

For Whom

Field Engineer

Notes

This indicates a File System software error.

Remedy

Contact a field engineer.

5083

Message

The exact row/block being searched for was not found.

Explanation

The exact row was not found. The row positioned to is the row with the lowest row-id greater than the one requested or NULL indicating the position is passed the last row in the block. It is also used in idxfindbyname to indicate a target block was not found.

Generated By

File System

For Whom

Field Engineer

Notes

This indicates either a File System software error, a DBS system software error, or a hardware error.

Remedy

Contact a field engineer.

5084

Message

An error has been detected in the locking protocol.

Explanation

An error has been detected in the file system's locking protocol.

Generated By

File System

For Whom

Field Engineer

Notes

This indicates a File System software error.

Remedy

Contact a field engineer.

5085

Message

An invalid stop code was specified.

Explanation

An invalid stop code was specified.

Generated By

File System

For Whom

Field Engineer

Notes

This indicates a File System software error.

Remedy

Contact a field engineer.

5086

Message

An invalid Kilroy code was specified.

Explanation

An invalid Kilroy code was specified on an internal call.

Generated By

File System

For Whom

Field Engineer

Notes

This indicates a File System software error.

Remedy

Contact a field engineer.

5087

Message

A segment was found accessed when it should not exist.

Explanation

After a restart we came back up and found that there as a segment we couldn't flush from memory because it was accessed by someone.

Generated By

File System

For Whom

Field Engineer

Notes

This indicates a File System software error.

Remedy

Contact a field engineer.

5088

Message

The MI was not found when it should exist.

Explanation

A task attempted to release the MI (or FIB) at a time when it did not have access to it.

Generated By

File System

For Whom

Field Engineer

Notes

This indicates a File System software error.

Remedy

Contact a field engineer.

5089

Message

A row with a NULL rowid has been detected.

Explanation

A row in a table has been found with a NULL rowid.

Generated By

File System

For Whom

Field Engineer

Notes

This indicates a Data Base System software error.

Remedy

Contact a field engineer.

5090

Message

No DBs were migrated by this call to cylmigrate.

Explanation

No DBs were moved by this call to cylmigrate.

Generated By

File System

For Whom

Field Engineer

Notes

This indicates a File System software error.

Remedy

Contact a field engineer.

5091

Message

The test subsystem attempted to free a non-test cylinder.

Explanation

An attempt was made by the test subsystem to free a cylinder and the CSA entry for the cylinder did NOT indicate that it was a currently allocated test cylinder.

Generated By

File System

For Whom

Field Engineer

Notes

This indicates a File System software error.

Remedy

Contact a field engineer.

5092

Message

An error in the sort heap has occurred.

Explanation

The sort routines detected an error with the sort heap.

Generated By

File System

For Whom

Field Engineer

Notes

This indicates a File System software error.

Remedy

Contact a field engineer.

5093

Message

Sort attempted to generate an invalid row-id.

Explanation

An attempt was made by sort to generate an invalid row-id.

Generated By

File System

For Whom

Field Engineer

Notes

This indicates a File System software error.

Remedy

Contact a field engineer.

5094

Message

An error occurred during file system initialization.

Explanation

An error occurred during file system initialization.

Generated By

File System

For Whom

Field Engineer

Notes

This indicates a File System software error.

Remedy

Contact a field engineer.

5095

Message

A UNIX memory request has failed.

Explanation

The file system was unable to attain the necessary memory to perform the current operation.

Generated By

File System

For Whom

Field Engineer

Notes

This indicates a File System software error.

Remedy

Contact a field engineer.

5096

Message

Sort attempted to generate an invalid row uniq value.

Explanation

The sort routine generated two rows with the same row-id at a time when it was specifically generating artificial uniq values for the rows.

Generated By

File System

For Whom

Field Engineer

Notes

This indicates a File System software error.

Remedy

Contact a field engineer.

5097

Message

An invalid sortby parameter was passed to sort.

Explanation

An invalid sort parameter was passed to sort.

Generated By

File System

For Whom

Field Engineer

Notes

This indicates a File System software error.

Remedy

Contact a field engineer.

5098

Message

A migrate was pending when FILER was invoked.

Explanation

A migrate was pending when an invoked version of FILER attempted to perform a modification to the file system data.

Generated By

File System

For Whom

Field Engineer

Notes

This indicates a File System software error.

Remedy

Contact a field engineer.

5099

Message

An attempt was made to generate an invalid row hash.

Explanation

The internally generated monotonically increasing hash code wrapped back to zero.

Generated By

File System

For Whom

Field Engineer

Notes

This indicates a File System software error.

Remedy

Contact a field engineer.

5100

Message

A delete against a file system reserved table was detected.

Explanation

An attempt was made to delete data in one of the special marker tables reserved by the file system. OK

Generated By

File System

For Whom

Field Engineer

Notes

This indicates a File System software error.

Remedy

Contact a field engineer.

5101

Message

A non-restartable sort was specified as restartable.

Explanation

This flavor of sort can not be restarted. Sorts that use RowAppnB in their first pass or specify NoDuplicates=False, SortBy=SortByFldCount or SortBy=SortByNUIndex are NOT restartable.

Generated By

File System

For Whom

Field Engineer

Notes

This indicates a Data Base System software error.

Remedy

Contact a field engineer.

5102

Message

An invalid sort fcn parameter was specified.

Explanation

An invalid parameter was passed to sort.

Generated By

File System

For Whom

Field Engineer

Notes

This indicates a Data Base System software error.

Remedy

Contact a field engineer.

5103

Message

Sort could not grow the index row.

Explanation

Sort could not grow a non-uniq index row to make room for a new primary row-id entry.

Generated By

File System

For Whom

Field Engineer

Notes

This indicates a File System software error.

Remedy

Contact a field engineer.

5104

Message

Sort detected a positioning error.

Explanation

An error has been detected in sorts internal positioning while producing a output block of sorted rows.

Generated By

File System

For Whom

Field Engineer

Notes

This indicates a File System software error.

Remedy

Contact a field engineer.

5105

Message

An inconsistent sort restart has been detected.

Explanation

An inconsistent state was detected in the sort work table while attempting to restart a sort operation.

Generated By

File System

For Whom

Field Engineer

Notes

This indicates a File System software error.

Remedy

Contact a field engineer.

5106

Message

An incorrect number of sort runs has been detected.

Explanation

An error was detected by sort in calculating the number of runs left for sort to merge.

Generated By

File System

For Whom

Field Engineer

Notes

This indicates a File System software error.

Remedy

Contact a field engineer.

5107

Message

Sort lost track of the blocks on the delete list.

Explanation

An error was detected by sort in keeping track of the blocks that can be deleted after their rows have been processed.

Generated By

File System

For Whom

Field Engineer

Notes

This indicates a File System software error.

Remedy

Contact a field engineer.

5108

Message

Sort could not perform a special one-block optimized sort.

Explanation

An error was detected by sort when attempting to perform an optimized sort where the table being sorted consists of a single block.

Generated By

File System

For Whom

Field Engineer

Notes

This indicates a File System software error.

Remedy

Contact a field engineer.

5109

Message

An invalid field-id was detected by sort.

Explanation

An error was detected in the field-id for a sort by by HASHFLD1.

Generated By

File System

For Whom

Field Engineer

Notes

This indicates a File System software error.

Remedy

Contact a field engineer.

5110

Message

An SRD that should exist could not be found.

Explanation

An SRD that should exist could not be found.

Generated By

File System

For Whom

Field Engineer

Notes

This indicates a File System software error.

Remedy

Contact a field engineer.

5111

Message

A bad DBD was found by sorfixtid.

Explanation

An error was detected in sort when positioning to the table to be renamed as part of a SORFIXTID operation.

Generated By

File System

For Whom

Field Engineer

Notes

This indicates a File System software error.

Remedy

Contact a field engineer.

5112

Message

An invalid use of the dummy DBD was detected.

Explanation

An attempt was made to free a dummy DBD which owned actual sectors. The dummy DBD is only used temporarily by cylvigrate and should not be visible to any other task.

Generated By

File System

For Whom

Field Engineer

Notes

This indicates a File System software error.

Remedy

Contact a field engineer.

5113

Message

The row-id changed between rowupdin and rowupdfi.

Explanation

The row-id of the row that is the object of a RowUpdFi call has changed since the corresponding RowUpdIn call was issued.

Generated By

File System

For Whom

Field Engineer

Notes

This indicates a File System software error.

Remedy

Contact a field engineer.

5114

Message

An internal logic error in the file system has been detected.

Explanation

A condition occurred that is inconsistent with the intended logic flow.

Generated By

File System

For Whom

Field Engineer

Notes

This indicates a File System software error.

Remedy

Contact a field engineer.

5115

Message

An attempt was made to generate an invalid row uniq.

Explanation

The internally generated monotonically increasing uniq code wrapped back to zero.

Generated By

File System

For Whom

Field Engineer

Notes

This indicates a File System software error.

Remedy

Contact a field engineer.

5116

Message

dbkfit could not determine how to split a block.

Explanation

An error occurred while deciding how many blocks to split the current data block into to reflect the current modification request.

Generated By

File System

For Whom

Field Engineer

Notes

This indicates a File System software error.

Remedy

Contact a field engineer.

5117

Message

dbkmodbbs could not perform the block split indicated by dbkfit.

Explanation

An error occurred while creating the new blocks out of the original data block to reflect the current modification request.

Generated By

File System

For Whom

Field Engineer

Notes

This indicates a File System software error.

Remedy

Contact a field engineer.

5118

Message

%VSTR

Explanation

An unimplemented service has been requested.

Generated By

File System

For Whom

Field Engineer

Notes

This indicates a File System or Data Base System software error.

Remedy

Contact a field engineer.

5119

Message

An uninitialized MI has been detected.

Explanation

A request has been made to map the MI into the current task at a time when the MI has not been initialized.

Generated By

File System

For Whom

Field Engineer

Notes

This indicates a File System software error.

Remedy

Contact a field engineer.

5120

Message

An invalid idxparam_t value was specified.

Explanation

An invalid idxparam_t value was specified.

Generated By

File System

For Whom

Field Engineer

Notes

This indicates a File System software error.

Remedy

Contact a field engineer.

5121

Message

An invalid ctxdb value was specified.

Explanation

An invalid ctxdb value was specified.

Generated By

File System

For Whom

Field Engineer

Notes

This indicates a File System software error.

Remedy

Contact a field engineer.

5122

Message

An invalid cylparam_t value was specified.

Explanation

An invalid cylparam_t value was specified.

Generated By

File System

For Whom

Field Engineer

Notes

This indicates a File System software error.

Remedy

Contact a field engineer.

5123

Message

An invalid targetcanmove value was specified.

Explanation

An invalid targetcanmove value was specified.

Generated By

File System

For Whom

Field Engineer

Notes

This indicates a File System software error.

Remedy

Contact a field engineer.

5124

Message

An invalid cylallocstyle_t was specified.

Explanation

An invalid cylallocstyle_t was specified.

Generated By

File System

For Whom

Field Engineer

Notes

This indicates a File System software error.

Remedy

Contact a field engineer.

5125

Message

An invalid message was received by an FSU task.

Explanation

An invalid message was received by a File System Utility (FSU) background task.

Generated By

File System

For Whom

Field Engineer

Notes

This indicates a File System software error.

Remedy

Contact a field engineer.

5126

Message

The task cannot be run from the command line.

Explanation

The task cannot be run from the command line.

Generated By

File System

For Whom

Field Engineer

Notes

This indicates a File System software error.

Remedy

Contact a field engineer.

5127

Message

The logical position changed as the result of a migrate.

Explanation

The logical position of the source of the migrate changed to a new cylinder.

Generated By

File System

For Whom

Field Engineer

Notes

This indicates a File System software error.

Remedy

Contact a field engineer.

5128

Message

The CI has been freed.

Explanation

The CI that was the source of the migrate has been freed.

Generated By

File System

For Whom

Field Engineer

Notes

This indicates a File System software error.

Remedy

Contact a field engineer.

5129

Message

An invalid dbstomove was specified.

Explanation

An invalid dbstomove value was specified.

Generated By

File System

For Whom

Field Engineer

Notes

This indicates a File System software error.

Remedy

Contact a field engineer.

5130

Message

An FSU task lost track of its message list.

Explanation

An FSU background task lost track of the list of messages to process.

Generated By

File System

For Whom

Field Engineer

Notes

This indicates a File System software error.

Remedy

Contact a field engineer.

5131

Message

An invalid message kind has been detected.

Explanation

An invalid message kind has been detected by the FSU background task.

Generated By

File System

For Whom

Field Engineer

Notes

This indicates a File System software error.

Remedy

Contact a field engineer.

5132

Message

The tabmrows work table already exists with restart FALSE.

Explanation

The output table already exists for a call to tabmrows with restart FALSE.

Generated By

File System

For Whom

Field Engineer

Notes

This indicates a File System software error.

Remedy

Contact a field engineer.

5133

Message

The table tabmrows is trying to modify is busy.

Explanation

Some other task is changing the table being operated upon by tabmrows.

Generated By

File System

For Whom

Field Engineer

Notes

This indicates a File System software error.

Remedy

Contact a field engineer.

5134

Message

An invalid cylpackstyle has been specified.

Explanation

An invalid cylpackstyle has been specified.

Generated By

File System

For Whom

Field Engineer

Notes

This indicates a File System software error.

Remedy

Contact a field engineer.

5135

Message

The table-id is not valid for a permanent user table.

Explanation

The table-id specified does not identify a permanent user table.

Generated By

File System

For Whom

Field Engineer

Notes

This indicates a Data Base System software error.

Remedy

Contact a field engineer.

5136

Message

The CI was unlocked to avoid an undetectable deadlock.

Explanation

The CI was unlocked to avoid a possible undetectable deadlock. The lock must be reestablished and the operation tried again.

Generated By

File System

For Whom

Field Engineer

Notes

This indicates a File System software error.

Remedy

Contact a field engineer.

5137

Message

An invalid initialization value has been specified.

Explanation

An invalid initialization value was coded in the file system.

Generated By

File System

For Whom

Field Engineer

Notes

This indicates a File System software error.

Remedy

Contact a field engineer.

5138

Message

An unexpected error has occurred in a UNIX service routine.

Explanation

An unexpected UNIX error has occurred.

Generated By

File System

For Whom

Field Engineer

Notes

This indicates a File System software error.

Remedy

Contact a field engineer.

5139

Message

Start tableid and end tableid are different table types.

Explanation

Start tableid and end tableid are different table types or the start tableid is greater than the end tableid

Generated By

File System

For Whom

End User

Notes

This error can only occur for cylpack with CYLPACKTABLE packstyle.

Remedy

Specify compatible start and end tableids.

5140

Message

Warning: The processed row is only one row in the table header and may not constitute the entire header.

Explanation

This service can not be used to create table header row.

Generated By

File System

For Whom

Field Engineer

Notes

This indicates a Data Base System Software error.

Remedy

Contact a field engineer.

5141

Message

Mini-Cylinder Pack freed cylinders in anticipation of their use.

Explanation

Mini-Cylinder Pack was called because the number of free cylinder dropped below the threshold (see dbscontrol) and it was able to free a cylinder.

Generated By

File System

For Whom

End User

Notes

This indicates that an AMP VPROCs is starting to run out of free cylinders but that their are still some number of cylinder available for tasks that require them.

Remedy

Delete or offload unused data, rebalance data by changing the primary key or purchase additional hardware.

5142

Message

Mini-Cylinder Pack freed cylinders while tasks were waiting for them.

Explanation

Mini-Cylinder Pack was called because there were absolutely no free cylinders and it was able to free a cylinder.

Generated By

File System

For Whom

End User

Notes

This indicates that an AMP VPROCs is getting dangerously low on free cylinders and that tasks are waiting for free cylinders to become available.

Remedy

Delete or offload unused data, rebalance data by changing the primary key or purchase additional hardware.

5143

Message

Mini-Cylinder Pack was not able to free any cylinders.

Explanation

Mini-Cylinder Pack was called because there were absolutely no free cylinders and it was not able to free a cylinder.

Generated By

File System

For Whom

End User

Notes

This indicates that an AMP VPROC is out of free cylinders and that applications will get ERRFILDISKFULL.

Remedy

Delete or offload unused data, rebalance data by changing the primary key or purchase additional hardware.

5144

Message

The user has requested a Packdisk operation.

Explanation

The user has issued a FERRET Packdisk command.

Generated By

File System

For Whom

End User

Notes

This is an informational message.

Remedy

Does not apply.

5145

Message

The user-requested Packdisk operation has completed.

Explanation

The user initiated FERRET Packdisk command has completed.

Generated By

File System

For Whom

End User

Notes

This is an informational message.

Remedy

Does not apply.

5146

Message

The Packdisk operation has been aborted at user's request.

Explanation

The user initiated FERRET Packdisk command been has aborted at the users request.

Generated By

File System

For Whom

End User

Notes

This is an informational message.

Remedy

Does not apply.

5147

Message

A row with an invalid offset array has been detected.

Explanation

The array of offsets to variable located fields in the row is malformed.

Generated By

File System

For Whom

Field Engineer

Notes

This indicates a Data Base System Software error.

Remedy

Contact a field engineer.

5148

Message

The Data Block block code or version number is invalid.

Explanation

The Data Block block code is invalid or the version number in the header and trailer do not match.

Generated By

File System

For Whom

Field Engineer

Notes

This indicates either a File System software error or a Hardware error has occurred.

Remedy

Contact a field engineer.

5149

Message

The Cylinder Index block code or version number is invalid.

Explanation

The Cylinder Index block code is invalid or the version number in the header and trailer do not match.

Generated By

File System

For Whom

Field Engineer

Notes

This indicates either a File System software error or a Hardware error has occurred.

Remedy

Contact a field engineer.

5150

Message

The Master Index block code or version number is invalid.

Explanation

The Master Index block code is invalid or the version number in the header and trailer do not match.

Generated By

File System

For Whom

Field Engineer

Notes

This indicates either a File System software error or a Hardware error has occurred.

Remedy

Contact a field engineer.

5151

Message

An invalid Data Block has been discovered.

Explanation

An error was discovered in the Data Block's format.

Generated By

File System

For Whom

Field Engineer

Notes

This indicates either a File System software error or a Hardware error has occurred.

Remedy

Contact a field engineer.

5152

Message

An invalid Cylinder Index has been discovered.

Explanation

An error was discovered in the Cylinder Index's format.

Generated By

File System

For Whom

Field Engineer

Notes

This indicates either a File System software error or a Hardware error has occurred.

Remedy

Contact a field engineer.

5153

Message

An invalid Master Index has been discovered.

Explanation

An error was discovered in the Master Index's format.

Generated By

File System

For Whom

Field Engineer

Notes

This indicates either a File System software error or a Hardware error has occurred.

Remedy

Contact a field engineer.

5154

Message

An invalid number of datablocks is being built.

Explanation

A single File System modification attempted to create a number of datablocks that exceeds the legal maximum number.

Generated By

File System

For Whom

Field Engineer

Notes

This indicates a File System software error.

Remedy

Contact a field engineer.

5155

Message

An invalid dbkparam_t value was specified.

Explanation

An invalid dbkparam_t value was specified.

Generated By

File System

For Whom

Field Engineer

Notes

This indicates a File System software error.

Remedy

Contact a field engineer.

5156

Message

Extent %08X%08X Sector %d for %d bytes

Explanation

Identified the disk address of an I/O error or bad block.

Generated By

File System

For Whom

Field Engineer

Notes

This indicates a Hardware or a File System software error.

Remedy

Contact a field engineer.

5157

Message

TID: %u %u %u First RID: %u %u %u %u %u Last Partition/Hash: %u %u %u

Explanation

Identifies the logical data contained in a DB. First RID consists of a 2-byte internal partition number (0 if table is not partitioned), 4-byte hash value, and 4-byte uniqueness value for the first row in the DB. Last Partition/Hash is the 2-byte internal partition number (0 if the table is not partitioned) and 4-byte hash value of the last row in the DB.

Generated By

File System

For Whom

Field Engineer

Notes

This is a second level error providing additional information.

Remedy

Contact a field engineer.

5158

Message

1st TID: %u %u %u RID: %u %u %u %u %u Last TID: %u %u %u Partition/Hash: %u %u %u> ,=%s

Explanation

Identifies the logical data contained in a CI. First RID consists of a 2-byte internal partition number (0 if table is not partitioned), 4-byte hash value and 4-byte uniqueness value for the

first row in the CI. Last Partition/Hash is the 2-byte internal partition number (0 if the table is not partitioned) and 4-byte hash value of the last row in the CI.

Generated By

File System

For Whom

Field Engineer

Notes

This is a second level error providing additional information.

Remedy

Contact a field engineer.

5159

Message

System test forced tpareset

Explanation

Identifies the system test forced tpareset.

Generated By

File System

For Whom

System Test Engineer

Notes

This indicates a error injected during in-house system test.

Remedy

Contact a System Test engineer.

5160

Message

Module %s at insertion point %d> ,=%s

Explanation

Identifies the system test forced tpareset.

Generated By

File System

For Whom

System Test Engineer

Notes

This is a second level error providing additional information.

Remedy

Contact a System Test engineer.

5161

Message

Heap space could not be allocated from the Sync Scan segment.,=%s

Explanation

A request to allocate heap space from the sync scan segment failed. Either the number of current scans exceeds the maximum segment size or the segment is corrupted.

Generated By

File System

For Whom

Site support personnel.

Notes

This indicates a file system software error or a hardware error.

Remedy

Contact the Global Support Center.

5162

Message

Illegal SyncScanCheckInterval of %d in DBS Control GDO. Default of %d used.,=%s

Explanation

A bad value was found in the AMP's copy of the DBS Control GDO, so the system default for the value is used instead.

Generated By

File System

For Whom

Site support personnel.

Notes

This indicates a software error in the DBSControl utility or a hardware error.

Remedy

Contact the Global Support Center.

5163

Message

Illegal SyncScanCacheThr of %d in DBS Control GDO. Default of %d used.,=%s

Explanation

A bad value was found in the AMP's copy of the DBS Control GDO, so the system default for the value is used instead.

Generated By

File System

For Whom

Site support personnel.

Notes

This indicates a software error in the DBSControl utility or a hardware error.

Remedy

Contact the Global Support Center.

5164

Message

Expected sync scan table entry not found for table ID %u %u %u., =%s

Explanation

When attempting to remove a task's scan from the global sync scan segment, the associated table entry was not found.

Generated By

File System

For Whom

Site support personnel.

Notes

This indicates a file system software error or a hardware error.

Remedy

Contact the Global Support Center.

5165

Message

Expected sync scan task entry not found for table ID %u %u %u., =%s

Explanation

When attempting to remove a task's scan from the global sync scan segment, the task entry was not found on the task chain associated with the correct table entry.

Generated By

File System

For Whom

Site support personnel.

Notes

This indicates a file system software error or a hardware error.

Remedy

Contact the Global Support Center.

5166

Message

Defragment of cylinder[s] occurred.

Explanation

A request to defragment a cylinder occurred as a result of a user initiated FERRET Defragment command or the system could not allocate a set of contiguous sectors from the cylinder and the total free cylinders was less than the DefragLowCylProd.

Generated By

File System

For Whom

End User

Notes

None

Remedy

Delete or offload unused data, rebalance data by changing the primary key or purchase additional hardware.

5167

Message

An invalid pointer has been detected.

Explanation

An invalid pointer was detected.

Generated By

File System

For Whom

Field Engineer

Notes

This indicates a File System software error.

Remedy

Contact a field engineer.

5168

Message

An invalid reference pointer has been detected.

Explanation

An invalid pointer was detected.

Generated By

File System

For Whom

Field Engineer

Notes

This indicates a File System software error.

Remedy

Contact a field engineer.

5169

Message

The passed buffer is too small.

Explanation

The buffer passed to TabRBLKS routine is not big enough to hold even one row.

Generated By

File System

For Whom

Field Engineer

Notes

This indicates a Data Base System software error.

Remedy

Contact a field engineer.

5170

Message

The logical position for the DBD in the MI is invalid.

Explanation

The logical position for the current DBD in the MI is found to be invalid for the append operation.

Generated By

File System

For Whom

Field Engineer

Notes

This indicates a Data Base System software error.

Remedy

Contact a field engineer.

5171

Message

The logical position of the DBD in the CI is invalid.

Explanation

The logical position of the current DBD in the CI is found to be invalid for the current operation.

Generated By

File System

For Whom

Field Engineer

Notes

This indicates a Data Base System software error.

Remedy

Contact a field engineer.

5172

Message

The row size is not a multiple of 8.

Explanation

The size of a row being inserted or updated is not a multiple of 8. This may cause an alignment problem. This error will be generated only on a system having the 64-bit row format.

Generated By

File System

For Whom

Field Engineer

Notes

This indicates a Data Base System software error.

Remedy

Contact a field engineer.

5173

Message

The sector count in DBD is wrong.

Explanation

The sects field in a DBD must describe a sector count that is greater than zero and less than or equal to the absolute maximum number of sectors allowed.

Generated By

File System

For Whom

Field Engineer

Notes

This indicates a Data Base System software error.

Remedy

Contact a field engineer.

5174

Message

This is the last row of the table.

Explanation

A row matching the specified criteria is the last row of the subtable. This code is returned on a rowraft (or rowr1stla) when the user issued a rowr1stla.

Generated By

File System

For Whom

Field Engineer

Notes

Database should not ask for another row.

Remedy

Contact Field Engineer.

5175

Message

.....FILABORT : Detected LSI interrupted write pattern:
%s.....> ,=%s

Explanation

An interrupted write pattern was found in a block. This pattern is placed there by disk array vendors when a requested write could not be completed.

Generated By

File System

For Whom

Field Engineer

Notes

This indicates that an interrupted write occurred at some time in the past and is being detected on a read operation.

Remedy

Contact a field engineer.

5176

Message

The data block checksum is invalid.

Explanation

The checksum located in the DBD does not match the data in the DB.

Generated By

File System

For Whom

Field Engineer

Notes

This indicates a Hardware or a File System software error.

Remedy

Contact a field engineer.

5177

Message

The cylinder index checksum is invalid.

Explanation

The checksum located in the CID does not match the data in the CI.

Generated By

File System

For Whom

Field Engineer

Notes

This indicates a Hardware or a File System software error.

Remedy

Contact a field engineer.

5178

Message

Unused

Explanation

Unused error code

Generated By

File System

For Whom

Field Engineer

Notes

This indicates a Hardware or a File System software error.

Remedy

Contact a field engineer.

5179

Message

An invalid partition number has been detected.

Explanation

A PPI row has a zero partition value

Generated By

File System

For Whom

Field Engineer

Notes

This indicates a Data Base System software error.

Remedy

Contact a field engineer.

5180

Message

The row partition specification is invalid.

Explanation

A mismatch was detected between the row being inserted/updated and its associated subtable. Either a PPI row is being inserted into an NPPI table, or an NPPI row is being inserted into a PPI table.

Generated By

File System

For Whom

Field Engineer

Notes

Indicates a logical error has occurred between the DBS and the Filesystem.

Remedy

Contact field engineer.

5181

Message

This version of the file system requires reversion.

Explanation

File system incompatibility.

Generated By

File System

For Whom

Field Engineer

Notes

Indicates the file system structure is incompatible with the running version.

Remedy

Contact field engineer.

5182

Message

An invalid WAL Cylinder Index has been discovered.

Explanation

An error was discovered in the WAL Log Cylinder Index's format.

Generated By

File System

For Whom

Field Engineer

Notes

This indicates either a File System software error or a Hardware error has occurred.

Remedy

Contact a field engineer.

5183

Message

An invalid WAL Data Block has been discovered.

Explanation

An error was discovered in the WAL Data Block's format.

Generated By

File System

For Whom

Field Engineer

Notes

This indicates either a File System software error or a Hardware error has occurred.

Remedy

Contact a field engineer.

5184

Message

No WAL cylinders exist.

Explanation

An empty WAL Log was discovered during a READ / Delete operation on the log.

Generated By

File System

For Whom

Field Engineer

Notes

This indicates either a File System software error or a Hardware error has occurred.

Remedy

Contact a field engineer.

5185

Message

An invalid WAL Master Index has been discovered.

Explanation

An error was discovered in the WAL Master Index's format.

Generated By

File System

For Whom

Field Engineer

Notes

This indicates either a File System software error or a Hardware error has occurred.

Remedy

Contact a field engineer.

5186

Message

The WAL Cylinder Index block code or version number is invalid.

Explanation

The WAL Cylinder Index block code is invalid or the version number in the header and trailer do not match.

Generated By

File System

For Whom

Field Engineer

Notes

This indicates either a File System software error or a Hardware error has occurred.

Remedy

Contact a field engineer.

5187

Message

The WCID and WCI first WLSN do not match.

Explanation

The first WLSN in the WCID does not match the first WLSN in the first WDBD of the WCI.

Generated By

File System

For Whom

Field Engineer

Notes

This indicates either a File System software error or a Hardware error has occurred.

Remedy

Contact a field engineer.

5188

Message

The WCI read was not the one requested.

Explanation

The WCI read did not have the expected internal extent id.

Generated By

File System

For Whom

Field Engineer

Notes

This indicates that the vconfig.out file was incorrectly edited or that the devices referenced in the vconfig.out file have been incorrectly modified

Remedy

Correct the vconfig.out file and/or the devices assigned to the VPROCS.

5189

Message

The logical position for the WDBD in the WMI is invalid.

Explanation

The logical position for the current WDBD in the WMI is invalid for the current append operation.

Generated By

File System

For Whom

Field Engineer

Notes

This indicates a File System software error.

Remedy

Contact a field engineer.

5190

Message

WCI First WLSN: %.8X%.8X

Explanation

Identifies the logical data contained in a WCI.

Generated By

File System

For Whom

Field Engineer

Notes

This is a second level error providing additional information.

Remedy

Contact a field engineer.

5191

Message

The WAL cylinder index checksum is invalid.

Explanation

The checksum located in the WCID does not match the data in the WCI.

Generated By

File System

For Whom

Field Engineer

Notes

This indicates a Hardware or a File System software error.

Remedy

Contact a field engineer.

5192

Message

The WAL Data Block block code or version number is invalid.

Explanation

The WAL Data Block block code is invalid or the version number in the header and trailer do not match.

Generated By

File System

For Whom

Field Engineer

Notes

This indicates either a File System software error or a Hardware error has occurred.

Remedy

Contact a field engineer.

5193

Message

The WAL data block checksum is invalid.

Explanation

The checksum located in the WDBD does not match the data in the WDB.

Generated By

File System

For Whom

Field Engineer

Notes

This indicates a Hardware or a File System software error.

Remedy

Contact a field engineer.

5194

Message

The (W)DBD and (W)DB log record ranges do not match.

Explanation

The first WLSN in the WDB does not match the WDBD.

Generated By

File System

For Whom

Field Engineer

Notes

This indicates either a File System software error or a Hardware error has occurred.

Remedy

Contact a field engineer.

5195

Message

An invalid WDBD reference array index has been detected.

Explanation

An invalid WDBD reference array index was detected.

Generated By

File System

For Whom

Field Engineer

Notes

This indicates either a File System software error or a Hardware error has occurred.

Remedy

Contact a field engineer.

5196

Message

The requested WDBD was not found.

Explanation

A WDBD for the specified WLSN did not exist. The WDBD positioned to is the WDBD with the largest WLSN less than the one requested.

Generated By

File System

For Whom

Field Engineer

Notes

This indicates a File System software error.

Remedy

Contact a field engineer.

5197

Message

A WDBD that should exist could not be found.

Explanation

A WDBD that should exist could not be found.

Generated By

File System

For Whom

Field Engineer

Notes

This indicates a File System software error.

Remedy

Contact a field engineer.

5198

Message

An invalid WAL append buffer has been detected.

Explanation

The current WAL log append buffer being processed is invalid.

Generated By

File System

For Whom

Field Engineer

Notes

This indicates a File System software error.

Remedy

Contact a field engineer.

5199

Message

An invalid WLSN value was specified for flush.

Explanation

The specified wlsn value for the flushing the wal log is incorrect.

Generated By

File System

For Whom

Field Engineer

Notes

This indicates a File System or Data Base System software error.

Remedy

Contact a field engineer.

5200

Message

An attempt was made to generate an invalid WLSN.

Explanation

The internally generated monotonically increasing WLSN number wrapped back to zero.

Generated By

File System

For Whom

Field Engineer

Notes

This indicates a File System software error.

Remedy

Contact a field engineer.

5201

Message

A new WAL append buffer is required.

Explanation

The current WAL append buffer does not have enough room to accomodate a new log record.

Generated By

File System

For Whom

Field Engineer

Notes

This is used to transfer information between File System functions.

Remedy

Contact a field engineer.

5202

Message

The WAL append buffer has already been flushed to disk.

Explanation

The WLSN specified to a flush operation is already on disk.

Generated By

File System

For Whom

Field Engineer

Notes

This indicates a File System or Data Base System software error.

Remedy

Contact a field engineer.

5203

Message

A write on the WAL append buffer is now scheduled.

Explanation

The WAL writer task has scheduled the current WAL append buffer to be written to disk.

Generated By

File System

For Whom

Field Engineer

Notes

This indicates a File System software error.

Remedy

Contact a field engineer.

5204

Message

A WAL Log record could not be built.

Explanation

Failure when attempting to initialize a WAL Log record for the modification.

Generated By

File System

For Whom

Field Engineer

Notes

This indicates a File System software error.

Remedy

Contact a field engineer.

5205

Message

A WAL Log record contained unexpected information.

Explanation

Failure when attempting to fill in pertinent WAL Log record for the modification or examining the information inside the record.

Generated By

File System

For Whom

Field Engineer

Notes

This indicates a File System software error.

Remedy

Contact a field engineer.

5206

Message

Some of the sectors being placed on unfree list are already unfree.

Explanation

Some of the sectors are already represented on the UNFREE Sector Entry (UNFSE) list.

Generated By

File System

For Whom

Field Engineer

Notes

This indicates a File System software error.

Remedy

Contact a field engineer.

5207

Message

An error occurred when taking a WAL checkpoint.

Explanation

A WAL checkpoint operation failed.

Generated By

File System

For Whom

Field Engineer

Notes

This indicates a File System software error.

Remedy

Contact a field engineer.

5208

Message

The WAL record has already been applied.

Explanation

An attempt has been made to apply a WAL record that has already been applied.

Generated By

File System

For Whom

Field Engineer

Notes

This indicates a File System software error.

Remedy

Contact field engineer.

5209

Message

One or more parameters supplied to the WAL recovery routines is invalid.

Explanation

WAL recovery encountered an invalid or unexpected input parameter.

Generated By

File System

For Whom

Field Engineer

Notes

This indicates a File System software error.

Remedy

Contact field engineer.

5210

Message

An inconsistency has been detected in a list compiled during Redo.

Explanation

One or more errors were detected in a Redo list.

Generated By

File System

For Whom

Field Engineer

Notes

This indicates a File System software error.

Remedy

Contact field engineer.

5211

Message

A requested WCID could not be found.

Explanation

A WCID positioning operation could not find a matching or correct CID.

Generated By

File System

For Whom

Field Engineer

Notes

This indicates an error with the file system structure.

Remedy

Contact field engineer.

5212

Message

An error has been detected in the WAL logic.

Explanation

One or more errors were detected in the WAL logic during modifications to one or more File System structures.

Generated By

File System

For Whom

Field Engineer

Notes

This indicates a File System software error.

Remedy

Contact field engineer.

5213

Message

The target WAL cylinder has been freed.

Explanation

An empty WAL cylinder being rebuilt was freed.

Generated By

File System

For Whom

Field Engineer

Notes

This is used to transfer information between File System functions.

Remedy

Contact field engineer.

5214

Message

The target WAL cylinder is bad.

Explanation

A WAL cylinder could not be read and the WCI could not be built.

Generated By

File System

For Whom

Field Engineer

Notes

This indicates a Hardware or a File System software error.

Remedy

Contact field engineer.

5215

Message

A requested CID could not be found.

Explanation

A CID positioning operation could not find a matching or correct CID.

Generated By

File System

For Whom

Field Engineer

Notes

This indicates an error with the file system structure.

Remedy

Contact field engineer.

5216

Message

WDB First WLSN: %.8X%.8X

Explanation

Identifies the logical data contained in a WDB.

Generated By

File System

For Whom

Field Engineer

Notes

This is a second level error providing additional information.

Remedy

Contact a field engineer.

5217

Message

Error decoding WDBs during startup.

Explanation

A WDB was found during startup that was not consistent with other WDBs found or the WCI that owns it.

Generated By

File System

For Whom

Field Engineer

Notes

This indicates an error with the file system structure.

Remedy

Contact a field engineer.

5218

Message

Some number of WDBs at the end of the log were lost.

Explanation

The last known appended WAL log record was not found in the reconstructed WAL log during startup.

Generated By

File System

For Whom

Field Engineer

Notes

This indicates a Hardware or File System software error.

Remedy

Contact a field engineer.

5219

Message

Cylmigrate ran out of cylinders trying to find a CI it could return to cylpack.

Explanation

A MINICYLPACKOUT operation was unable to obtain a write lock on a CI while walking backwards up the MI before running out of CIs.

Generated By

File System

For Whom

Field Engineer

Notes

This error code is only used to pass information between internal file system functions.

Remedy

Contact a field engineer.

5221

Message

Cylmigrate freed a CI to the WABC rather than the free cylinder pool.

Explanation

During a MINICYLPACKOUT operation, a cylinder was freed and placed in the WABC freecyl array rather than into the free cylinder pool.

Generated By

File System

For Whom

Field Engineer

Notes

This error code is only used to pass information between internal file system functions.

Remedy

Contact a field engineer.

5222

Message

.....Detected interrupted write pattern on the FIB: %s
Alternate copy chosen.....

Explanation

An interrupted write pattern was found in the FIB. This pattern is placed there by disk array vendors when a requested write could not be completed. The alternate copy of the FIB was automatically chosen. No further action is required.

Generated By

File System

For Whom

Field Engineer

Notes

This indicates that an interrupted write occurred at some time in the past and is being detected on a read operation.

Remedy

No action required.

5223

Message

.....Detected interrupted write pattern on the CI: %s
Alternate copy chosen.....

Explanation

An interrupted write pattern was found in the CI. This pattern is placed there by disk array vendors when a requested write could not be completed. The alternate copy of the CI was automatically chosen. No further action is required.

Generated By

File System

For Whom

Field Engineer

Notes

This indicates that an interrupted write occurred at some time in the past and is being detected on a read operation.

Remedy

No action required.

5224

Message

.....Detected interrupted write pattern on both copies of Seg0, the FIB, or CI: %s Neither copy could be chosen.....

Explanation

An interrupted write pattern was found in both copies of seg0, the FIB, or CI. This pattern is placed there by disk array vendors vendors when a requested write could not be completed. Neither copy of segment0, the FIB, or CI is valid.

Generated By

File System

For Whom

Field Engineer

Notes

This indicates that an interrupted write occurred at some time in the past and is being detected on a read operation. If both copies of the FIB or CI are bad, multiple interrupted writes occurred and the device has suffered a serious failure.

Remedy

Contact a field engineer.

5225

Message

The WDBD and WDB TJ record counts do not match.

Explanation

The TJ record count in the WDB does not match the TJ record count in the WDBD.

Generated By

File System

For Whom

Field Engineer

Notes

This indicates either a File System software error or a Hardware error has occurred.

Remedy

Contact a field engineer.

5226

Message

An out of order WAL append buffer has been detected.

Explanation

The WLSN of the first record in the WAL append buffer being processed by the WAL writer task is not in proper WLSN order for the append operation.

Generated By

File System

For Whom

Field Engineer

Notes

This indicates either a File System software error or a Hardware error has occurred.

Remedy

Contact a field engineer.

5227

Message

A locking protocol error occurred in the WAL append buffer processing logic.

Explanation

The WAL append buffer's control structure does not have the correct information for the buffer being processed by the WAL writer task.

Generated By

File System

For Whom

Field Engineer

Notes

This indicates either a File System software error or a Hardware error has occurred.

Remedy

Contact a field engineer.

5228

Message

There is insufficient space available to record the file system diagnostic information in the file %s,=%s

Explanation

The diagnostic files produced by the file system during startup cannot be created as there is insufficient space available in the O/S file system.

Generated By

File System

For Whom

Field Engineer

Notes

The system remains operational.

Remedy

Create more space in the directory identified, or change the dbscontrol tunables relating to the number of trace entries kept or the number of generations kept.

5229

Message

An unexpected condition or inconsistency was detected when processing a sequence of WAL log records.

Explanation

An error has been detected during Redo when processing a sequence of WAL log records that prohibits further analysis or replay.

Generated By

File System

For Whom

Field Engineer

Notes

This indicates a Hardware or File System software error has occurred. It can be the result of missing WAL blocks/records, an invalid sequence of WAL records, or invalid logic in runtime WAL protocols.

Remedy

Contact a field engineer

5230**Message**

The CI for the intended extent does not contain the proper vprocid and/or the proper extent id. The CI needs to be initied.

Explanation

The CI read for the extent does not contain a valid vprocid and/or extentid compared with what was requested.

Generated By

File System

For Whom

Software Engineer

Notes

If the system aborts for this reason, it is an internal error and should be corrected

Remedy

Modify software to initialize the CI

5231

Message

The CI for the intended extent did not contain the proper vprocid and/or the proper extent id.
The CI has been properly initied for the intended extent

Explanation

The CI read for the extent did not contain a valid vprocid and/or extent id compared with what was requested. The CI has been properly initialized.

Generated By

File System

For Whom

Software Engineer

Notes

If the system aborts for this reason, it is an internal error and should be corrected

Remedy

Modify software to not abort for this reason

5233

Message

The CI in question does not belong to this AMP.

Explanation

The CI in question, does not belong to this AMP.

Generated By

File System

For Whom

Software Engineer

Notes

If the system aborts for this reason, it is an internal error and should be corrected

Remedy

Modify software to not abort for this reason

5234

Message

.....Detected interrupted write pattern to Segment 0: %s
Alternate copy chosen.....

Explanation

An interrupted write pattern was found in the Seg0. This pattern is placed there by disk array vendors when a requested write could not be completed. The alternate copy of Seg0 was automatically chosen. No further action is required.

Generated By

File System

For Whom

Field Engineer

Notes

This indicates that an interrupted write occurred at some time in the past and is being detected on a read operation.

Remedy

No action required.

5235

Message

A bad data block was encountered

Explanation

A bad data block was encountered.

Generated By

File System.

For Whom

Field Engineer.

Notes

This indicates a bad DB was encountered.

Remedy

Contact a field engineer.

5236

Message

A bad cylinder index was encountered

Explanation

A bad cylinder index was encountered.

Generated By

File System.

For Whom

Field Engineer.

Notes

This indicates a bad CI was encountered.

Remedy

Contact a field engineer.

5237

Message

The requested table was not found and the target data block is inaccessible

Explanation

The requested table was not found and the data block we wanted to access is inaccessible or corrupted.

Generated By

File System.

For Whom

Field Engineer.

Notes

This indicates we find the requested table was not found and the nearest data block is inaccessible or corrupted.

Remedy

Contact a field engineer.

5238

Message

The requested table was not found and the target cylinder index is inaccessible

Explanation

The requested table was not found and the cylinder index we wanted to access is inaccessible.

Generated By

File System.

For Whom

Field Engineer.

Notes

This indicates we find the requested table was not found and the nearest cylinder index is inaccessible.

Remedy

Contact a field engineer.

5239

Message

The WLSN values in both copies of a CI are equal

Explanation

Both copies of CI acquired by Cylacqci contain equal WLSN.

Generated By

File System

For Whom

Field Engineer

Notes

This indicates that somehow the WLSN of one copy of CI got corrupted.

Remedy

: Contact a field engineer

5240

Message

The state of the CI changed since its position in the MI was last validated

Explanation

The cylinder was modified since last validation in MI.

Generated By

File System.

For Whom

Field Engineer.

Notes

The cylinder was modified since last validation in MI.

Remedy

Contact a field engineer.

5241

Message

Some down/bad CI(s) were skipped in the operation.

Explanation

Some down/bad CI(s) were skipped in the operation to avoid crash/reset.

Generated By

File System.

For Whom

Field Engineer.

Notes

This indicates that some down/bad CI(s) exist in the system and may need to be addressed.

Remedy

Contact a field engineer.

5242

Message

An invalid usage state specified for cylinder from TVS.

Explanation

The list of cylinders returned on a SamConnect() call contained at least one cylinder that had a usage state of either "bad", "unval" or "quar".

Generated By

File System

For Whom

Field Engineer

Notes

This indicates a logic error in TVS

Remedy

Contact a Field Engineer

5243

Message

A datablock merge operation could not be performed.n

Explanation

A datablock merge operation failed and the calling service should attempt to restart the related modification request.

Generated By

File System

For Whom

Field Engineer

Notes

Transfers information between file system functions.

Remedy

Contact a field engineer.

5244

Message

A disk resident structure is incorrectly aligned.n

Explanation

A disk resident structure is incorrectly aligned.

Generated By

File System

For Whom

Field Engineer

Notes

This indicates either a File System software error or a Hardware error has occurred.

Remedy

Contact a field engineer.

5245

Message

An injected error for test purposes.n

Explanation

This is an injected error for test purposes.

Generated By

File System

For Whom

Field Engineer

Notes

This is an injected error for test purposes.

Remedy

Contact a field engineer.

5246

Message

Bad Data Block(DB) detected and will be repaired using fallback data. Please confirm that bad DB can be attributed to known hardware/disk/other issues given information below.

Explanation

A fallback DB is being constructed for read operation of a bad primary DB

Generated By

File System

For Whom

Field Engineer

Notes

This indicates either a File System software error or a Hardware error has occurred.

Remedy

Contact a field engineer.

5248

Message

The data block was not compressible.n

Explanation

The DB did not qualify for compression

Generated By

File System

For Whom

Field Engineer

Notes

The DB was not compressed because: 1 - It was not large enough to qualify 2 - Compression was turned off 3 - Not enough space reduction was realized

Remedy

None required. Merely status from the compression algorithm

5249

Message

The compression library encountered an error.n

Explanation

One of the compression routines did not complete as expected.

Generated By

File System

For Whom

Field Engineer

Notes

None

Remedy

Need to analyze library failures

5250

Message

The QueryBand temperature parameter value passed to fsys function is invalid

Explanation

The QB temperature field passed to fsys function via the context block's zflags by DBS caller is invalid.

Generated By

File System

For Whom

Field Engineer

Notes

This indicates a Data Base System software error.

Remedy

Contact a field engineer.

5251

Message

The QueryBand migration parameter value passed to fsys function is invalid

Explanation

The QB migration field passed to fsys function via the context block's zflags by DBS caller is invalid.

Generated By

File System

For Whom

Field Engineer

Notes

This indicates a Data Base System software error.

Remedy

Contact a field engineer.

5252

Message

The QueryBand Compression value passed to fsys function is invalid

Explanation

The QB compression field passed to fsys function via the context block's zflags by DBS caller is invalid.

Generated By

File System

For Whom

Field Engineer

Notes

This indicates a Data Base System software error.

Remedy

Contact a field engineer.

5253

Message

The user has requested a datablock level compress operation. %s

Explanation

The user has issued a FERRET COMPRESS command.

Generated By

File System

For Whom

End User

Notes

This is an informational message.

Remedy

Does not apply.

5254

Message

The compress operation has completed. %s

Explanation

The user requested FERRET COMPRESS command has completed.

Generated By

File System

For Whom

End User

Notes

This is an informational message.

Remedy

Does not apply.

5255

Message

The compress operation has been aborted at user's request. %s

Explanation

The user initiated FERRET COMPRESS command been has aborted at the users request.

Generated By

File System

For Whom

End User

Notes

This is an informational message.

Remedy

Does not apply.

5256

Message

The user has requested datablock level uncompress operation. %s

Explanation

The user has issued a FERRET UNCOMPRESS command.

Generated By

File System

For Whom

End User

Notes

This is an informational message.

Remedy

Does not apply.

5257

Message

The user requested datablock level uncompress operation has completed. %s

Explanation

The user requested FERRET UNCOMPRESS command has completed.

Generated By

File System

For Whom

End User

Notes

This is an informational message.

Remedy

Does not apply.

5258

Message

The datablock level uncompress operation has been aborted at user's request. %s

Explanation

The user initiated FERRET UNCOMPRESS command been has aborted at the users request.

Generated By

File System

For Whom

End User

Notes

This is an informational message.

Remedy

Does not apply.

5259

Message

A CID with an out-of-order tid/rid value has been detected in the MI.n %s

Explanation

The CID in question has invalid rowid or tableid range.

Generated By

File System

For Whom

Field Engineer

Notes

This indicates a logical error in CID creation.manipulation logic.

Remedy

Contact a field engineer.

5260

Message

Un(Compress) failed. Required hardware compression support package teradata-expressdx... and/or teradata-libeLZS... is not installed.

Explanation

The selected compression algorithm (either ELZS_H or ELZS_S) requires the hardware compression support library in package teradata-expressdx... and/or teradata-libeLZS..., which is not installed on the system. Unless the support library is installed, this error will persist, no data can be compressed using the selected algorithm and any previously compressed data requiring the mentioned library/package cannot be uncompressed/ accessed for further processing.

Generated By

File System

For Whom

TVI investigation

Notes

Indicates a configuration problem

Remedy

Install package containing the hardware compression support library if 1) System should continue using ELZS_H or ELZS_S compression as specified in DBS Control GDO or 2) There's existing data on the system that was previously compressed with either ELZS_H or ELZS_S, irrespective of what algorithm is currently specified in DBS Control GDO, so that the compressed data can be uncompressed/accessed and recompressed using the selected algorithm or left uncompressed as desired. Otherwise, specify another compression algorithm if there's no data on the system that was previously compressed using ELZS_H or ELZS_S. On platforms (2690, 2700, 2750) that have Exar hardware compression cards install packages 1) teradata-expressdx 2) teradata-libeLZS Otherwise, install package teradata-libeLZS.

5261

Message

%s

Explanation

This event is reserved for internal use of filesystem.

Generated By

File System

For Whom

Developers and Field Engineer.

Notes

This is an informational message along with a backtrace.

Remedy

Contact Field Engineer.

5262

Message

Compression library encountered an error during the Init phase of Compress or Uncompress.n

Explanation

Some error came up during Init phase of compress/uncompress procedure.

Generated By

File System

For Whom

Field Engineer

Notes

None

Remedy

Need to analyze Compression library failure

5263

Message

Compression library encountered an error during the End phase of Compress or Uncompress.n

Explanation

Some error came up during End phase of compress/uncompress procedure.

Generated By

File System

For Whom

Field Engineer

Notes

None

Remedy

Need to analyze Compression library failure

5264

Message

An invalid row pointer has been detected in DB/DBD check.n

Explanation

An invalid row pointer was detected.

Generated By

File System

For Whom

Field Engineer

Notes

None

Remedy

Contact a field engineer.

5265

Message

WAL size is too big.n

Explanation

WAL size is excessive and no active WAL checkpoint was taken in an unusually long period.

Generated By : File System

Generated By

File System

For Whom

Field Engineer

Notes

None

Remedy

Contact a field engineer.

5266

Message

TVS requested a reduction in the amp's size that could not be done

Explanation

The reduction amount would impact current disk usage

Generated By

File System

For Whom

TVS

Notes

None

Remedy

n/a

5267

Message

TVS requested an increase in the amp's size that could not be done

Explanation

The increase amount would exceed the allowable size for the amp

Generated By

File System

For Whom

TVS

Notes

None

Remedy

n/a

5268**Message**

WARNING: The datablock size for table %s.%s (%04X %04X) is not appropriate based on the system characteristics. Please examine datablock size distributions and definitions for this table and consider executing an ALTER TABLE DATABLOCKSIZE IMMEDIATE command or an INSERT-SELECT to a new table.

Explanation

A BAR Restore operation is restoring whole blocks from a table whose archived block sizes are inappropriate for the target system configuration.

Generated By

File System

For Whom

End user of BAR Restore.

Notes

This is an informational message, not a fatal error. The associated table is restored successfully.

Remedy

After completion of the Restore, contact Field Engineer and take appropriate action if necessary.

5269

Message

WARNING: Perform Row-at-a-time inserts instead of Block-at-a-time due to incompatible system/object characteristics.

Explanation

A BAR Restore operation cannot restore whole blocks from the archive due to incompatible file system characteristics on the target system. The Restore operation will restore individual rows. It does row-at-a-time inserts and display this warning in the following cases and only when REBLOCK=false (Note that by default REBLOCK=false): 1) Source and target system have different alignment sizes. 2) When archive and restore is between committal and non-committal systems. 3) Source and target have different row formats. 4) When one or more of the backup streams contain AMPs belong to a cluster that has more than 2 amps and there was a down AMP in the cluster when the backup was taken.

Generated By

DBS BAR

For Whom

End user of BAR Restore.

Notes

This is an informational message, not a fatal error. The Restore operation will complete successfully.

Remedy

After completion of the Restore, contact Field Engineer and take appropriate action if necessary.

5270

Message

Headerless spool situation detected.

Explanation

A situation where spool table header on the disk is missing/absent is detected.

Generated By

File System

For Whom

Field Engineer

Notes

This indicates a Data Base System software error. Need to analyze to find the cause of spool header absence.

Remedy

Contact a field engineer.

5273

Message

A data row is too short.

Explanation

The row length is less than the minimum row length required by the format of the row.

Generated By

File System

For Whom

Field Engineer

Notes

This indicates a Data Base System software error or a hardware error.

Remedy

Contact a field engineer.

5274

Message

WARNING: The File System Master Index needs to be rebuilt. This is likely caused by inconsistencies in the Snapshot MI or a user action that invalidated the Snapshot MI copies on disk

Explanation

The File System Master Index needs to be rebuilt from the CIs. This is likely caused by inconsistencies in the Snapshot MI or a change in the DBS Control tunables.

Generated By

File System

For Whom

Field Engineer

Notes

This indicates either a hardware, database software error, or just a warning. In most cases, the system can automatically self-correct the issue by rebuilding the Master Index from the CIs.

Remedy

Contact a field engineer.

5275

Message

An invalid Snapshot Master Index has been discovered.

Explanation

An error was discovered in the Snapshot Master Index's format.

Generated By

File System

For Whom

Field Engineer

Notes

This indicates either a File System software error or a Hardware error has occurred.

Remedy

Contact a field engineer.

5276

Message

An incorrect sequence of changes were detected against the Snapshot Master Index.

Explanation

An incorrect sequence of Snapshot MI delta were detected

Generated By

File System

For Whom

Field Engineer

Notes

This indicates either a File System software error has occurred

Remedy

Contact a field engineer.

5277

Message

One or more snapshot MI chunks were found to be invalid.

Explanation

Snapshot chunks were found to be invalid on disk

Generated By

File System

For Whom

Field Engineer

Notes

This indicates either a File System software error has occurred

Remedy

Contact a field engineer.

5278

Message

Ferret task did not find table header in one or more AMP.

Explanation

This error is reported when there is missing user table(not spool) header in one or more AMPs while performing compress/uncompress operation using ferret utility.

Generated By

File System

For Whom

End user

Notes

None

Remedy

Contact a field engineer.

5279

Message

Corruption has been detected in the bootstrap CI or cylinder.

Explanation

This error indicates possible corruption to the bootstrap cylinder, it's CI or extent identifier.- Please check /var/log/messages for more details.-

Generated By

File System

For Whom

End user

Notes

None

Remedy

Contact a field engineer.

5300

Message

Foreign Key column '%VSTR' cannot reference itself.

Explanation

The Foreign Key and corresponding referenced column cannot be the same. A table can but a column cannot reference itself.

Generated By

RES modules.

For Whom

End User.

Notes

None

Remedy

Correct the error and resubmit the request.

5301

Message

The referential constraint has already been defined.

Explanation

The user twice tried to define the same referential constraint on a table.

Generated By

OPT modules.

For Whom

End User.

Notes

None

Remedy

Do not resubmit the request. The referential constraint has already been defined.

5302

Message

A column can appear only once in a Foreign Key/Parent Key.

Explanation

A column that is identified to appear in a Foreign or Parent Key must be unique.

Generated By

OPT modules.

For Whom

End User.

Notes

None

Remedy

Correct the error and resubmit the request.

5303

Message

Error table '%VSTR' already exists.

Explanation

Teradata system creates an error table to store target data rows that violate the specified referential constraint when the constraint is added to an existing table via ALTER TABLE statement or an inconsistent referential constraint is revalidated via REVALIDATE REFERENCES statement. The name of the error table is the target table name appended by the corresponding reference index number. If a table with that name has already existed in the system, then this error is returned.

Generated By

RES modules.

For Whom

End User.

Notes

None

Remedy

Drop the table in conflict, and resubmit request.

5304

Message

Foreign Key column '%VSTR' cannot be dropped.

Explanation

A Foreign Key column cannot be dropped by the ALTER TABLE statement.

Generated By

OPT modules.

For Whom

End User.

Notes

None

Remedy

Drop the referential constraint containing that Foreign Key column with an ALTER TABLE DROP FOREIGN KEY ... statement, and resubmit the request.

5305

Message

Foreign Key column '%VSTR' cannot be modified.

Explanation

A Foreign Key column cannot be modified using by the ALTER TABLE statement.

Generated By

OPT modules.

For Whom

End User.

Notes

None

Remedy

Drop the referential constraint containing that Foreign Key column with an ALTER TABLE DROP FOREIGN KEY ... statement, and resubmit the request.

5306

Message

Parent Key (Referenced) column '%VSTR' cannot be modified.

Explanation

A referenced (Parent Key) column cannot be modified by the ALTER TABLE statement.

Generated By

OPT modules.

For Whom

End User.

Notes

None

Remedy

Drop the referential constraint containing the referenced (Parent Key) column, and resubmit request.

5307

Message

Inconsistent referential constraint(s) do not exist.

Explanation

The specified table does not have any inconsistent referential constraints.

Generated By

OPT modules.

For Whom

End User.

Notes

None

Remedy

Do not resubmit the request. No inconsistent referential constraints exist for the specified table.

5308

Message

No such referential constraint.

Explanation

The user tried to drop a non-existent referential constraint.

Generated By

RES, OPT modules.

For Whom

End User.

Notes

None

Remedy

Do not resubmit the request. No such referential constraint exists.

5309

Message

Invalid reference index number.

Explanation

The reference index number specified in the host REVALIDATE REFERENCES statement is not a valid number. This error message indicates a software bug in the host utility.

Generated By

OPT modules.

For Whom

Host Utility.

Notes

None

Remedy

None.

5310

Message

Cannot validate referential constraint containing inconsistent information.

Explanation

The referential constraint specified in the host REVALIDATE REFERENCES statement cannot be validated. This can occur if a restored table references a table which has already been dropped. The error message is returned to the host utility such that it can display a message to inform the user to take appropriate actions.

Generated By

OPT modules.

For Whom

Host Utility.

Notes

None

Remedy

The user must submit statement ALTER TABLE <tablename> DROP INCONSISTENT REFERENCES to remove inconsistent referential constraints.

5311

Message

The specified constraint is inconsistent. Submit ALTER TABLE DROP INCONSISTENT REFERENCES statement instead.

Explanation

The specified referential constraint is inconsistent and cannot be dropped using the ALTER TABLE DROP FOREIGN KEY statement. This can occur after the table is restored. The user must submit an ALTER TABLE DROP INCONSISTENT REFERENCES statement to drop all inconsistent references from the target table.

Generated By

OPT modules.

For Whom

Host Utility.

Notes

None

Remedy

The user must submit statement ALTER TABLE <tablename> DROP INCONSISTENT REFERENCES to remove inconsistent referential constraints.

5312

Message

Aborted due to a non-valid reference index on %DBID.%TVMID.

Explanation

The table being accessed has a reference index that is not valid. This could have resulted from one of the following two cases: (1) The target table or other table which references or is being referenced by the target table was rollforward/back or restored. (2) The target table has some unresolved references because it is referencing some non-existent tables. (3) The referenced index subtable is marked down by the file system fault isolation logic. For either case, no inserts, updates, or deletes are allowed.

Generated By

OPT modules.

For Whom

End User.

Notes

None

Remedy

For the Roll and Restore case, drop the corresponding referential constraint and resubmit the request. For the unresolved references case, create all the missing referenced tables and resubmit the request. For the down RI subtable, resolve the down subtable by using the ALTER TABLE RESET SQL to clear the down status from the table header.

5313

Message

Referential integrity violation: cannot drop a referenced (Parent) table.

Explanation

The user tried to drop a table which is referenced by some other table(s).

Generated By

OPT modules.

For Whom

End User.

Notes

None

Remedy

Drop the referential constraint which references the target table, and resubmit the request.

5314

Message

Referential integrity violation: cannot delete database '%VSTR'.

Explanation

The user tried to delete a database which contains a table or tables that reference or are referenced by some other table(s) in a different database.

Generated By

OPT modules.

For Whom

End User.

Notes

None

Remedy

Drop the referential constraint(s) which established the inter-database reference(s), and resubmit request.

5315

Message

%FSTR does not have %VSTR access to %DBID.%TVMID.%FLDID.

Explanation

The user does not have the proper access rights to execute this request, or the owner of the requested view or macro does not have the proper access rights to underlying columns of a table.

Generated By

SQL modules.

For Whom

End User.

Notes

None

Remedy

Obtain the necessary access rights.

5317

Message

Check constraint violation: Check error in field %TVMID.%FLDID.

Explanation

The user tried to place data in a table/view whose CHECK definition does not allow the user-supplied value.

Generated By

OPT modules.

For Whom

End User.

Notes

None

Remedy

Correct the values of the columns referenced in the check constraint and resubmit the request.

5319

Message

The specified DATABLOCKSIZE value %VSTR

Explanation

The specified DATABLOCKSIZE value is invalid. Please reference the Teradata Database Design Manual for the permissible range for the current release.

Generated By

GNS modules.

For Whom

End user.

Notes

None

Remedy

Correct DATABLOCKSIZE value and resubmit request.

5320

Message

The specified FREESPACE value is not between 0 and 75 percent.

Explanation

The allowable range for the FREESPACE value is 0 to 75 percent.

Generated By

GNS modules.

For Whom

End user.

Notes

None

Remedy

Correct FREESPACE value and resubmit the request.

5321

Message

Constraint, primary index, or secondary index with the same name "%VSTR" already exists in table.

Explanation

The constraint, primary index, or secondary index name must be unique in a table regardless of constraint type. This error can also be returned by post restore script processing if the system journal index has different name in dump than in the target system, this case can be ignored as it is not a problem.

Generated By

RES and OPT modules.

For Whom

End User.

Notes

Names of join indexes and hash indexes must be unique within a database. For example, a join index must not have the same name as a table in the same database but it may have the same name as a constraint, primary index, or secondary index as in a table on which the join index is defined.

Remedy

Give the constraint or index a different name and resubmit the request.

5322

Message

The specified constraint name '%VSTR' does not exist.

Explanation

The user tries to drop/display a non-existent constraint.

Generated By

RES modules.

For Whom

End User.

Notes

None

Remedy

Do not resubmit request. No such constraint name exist.

5323

Message

The %FSTR column '%VSTR' must be NOT NULL.

Explanation

The PRIMARY KEY or UNIQUE column(s) must be NOT NULL.

Generated By

RES modules.

For Whom

End User.

Notes

None

Remedy

Change the attribute of the Primary Key/Unique column(s) to NOT NULL then resubmit the request.

5324

Message

The referenced table %DBID.%VSTR does not have a Primary Key defined.

Explanation

If referenced (Parent Key) columns are not specified in a referential constraint, it defaults to the unique constraint that specifies PRIMARY KEY in the referenced (Parent) table. This error will be returned if the referenced table does not have such unique constraint (PRIMARY KEY) defined.

Generated By

RES/OPT modules.

For Whom

End User.

Notes

None

Remedy

Specify referenced columns of the unique constraint and resubmit the request.

5325

Message

Length 0 is not allowed for a CHAR, VARCHAR, BYTE, VARBYTE column.

Explanation

A column of type CHAR, VARCHAR, BYTE, VARBYTE of a table can not defined of length 0.

Generated By

SYN

For Whom

End User.

Notes

None

Remedy

Change the length of columns to values different than 0.

5326

Message

Operand of EXTRACT function is not a valid data type or value.

Explanation

The argument of EXTRACT must be an appropriate DateTime type or for a Time field, may be a REAL value, but the value must be in the appropriate range for TIME stored in a REAL value.

Generated By

Optimizer or Evl procedures.

For Whom

End User.

Notes

None

Remedy

Check the data type of the operand. If the data type is REAL and a time field is being extracted, check that the column or source involved contains Time values.

5327

Message

ADD_MONTHS has been called with wrong data types or values.

Explanation

The first argument of ADD_MONTHS must be of the TDBS DATE Type, and the second argument must be a BYTEINT, SMALLINT or INTEGER. The values of the first argument, DATE, and the second, MONTHS, must be in ranges such that the resulting date has a Year value between 0000 and 3500.

Generated By

Optimizer or Evl procedures.

For Whom

End User.

Notes

None

Remedy

Use values of proper types and ranges.

5331

Message

More than 2,000 temporary tables materialized in the current session.

Explanation

The number of materialized temporary tables produced by the requests in current session has exceeded the maximum allowed, which is currently set to 2,000 (SysMaxTmpTblPSn).

Generated By

RES modules

For Whom

End User.

Notes

None

Remedy

Reduce usage of temporary tables.

5332

Message

Temporary table "%VSTR" not allowed in statement.

Explanation

The user submits a statement that is not allowed to access a temporary table. Currently, temporary table is not allowed in Locking statements and in FastExport, FastLoad, MultiLoad and BulkLoad, and in the LOGGING ONLINE ARCHIVE ON statement of Archive/Recovery utilities.

Generated By

RES modules.

For Whom

End User.

Notes

None

Remedy

Don't use temporary table in current statement.

5333

Message

NO LOG keywords not allowed for permanent table.

Explanation

NO LOG is only allowed for temporary table.

Generated By

RES modules.

For Whom

End User.

Notes

None

Remedy

Remove NO LOG keywords and resubmit statement.

5334

Message

Owner has insufficient TEMPORARY space.

Explanation

The user tried to give more TEMPORARY space to the new user or database than what the parent has available.

Generated By

OPT modules.

For Whom

The DBA and the End User.

Notes

In a CREATE USER or CREATE DATABASE statement, when the TEMPORARY space is not specified, the new database receives the largest possible TEMPORARY space -- the same TEMPORARY space as the parent.

Remedy

Either decrease the TEMPORARY space in the new database or increase the TEMPORARY space in the parent database.

5335

Message

"%VSTR" is not a temporary table.

Explanation

The specified item is a view, macro, permanent table or a permanent journal table and the context of the query returning the error requires the item to be a temporary table.

Generated By

SYN and OPT modules

For Whom

End User.

Notes

None

Remedy

Correct the statement and resubmit the request.

5336

Message

ON COMMIT option not allowed for permanent table.

Explanation

ON COMMIT is only allowed for temporary table.

Generated By

RES modules.

For Whom

End User.

Notes

None

Remedy

Remove ON COMMIT option and resubmit statement.

5337

Message

Drop Table is not allowed due to materialized temporary tables.

Explanation

Drop table is only allowed when the target table is not materialized in any other sessions unless the keyword ALL is specified.

Generated By

OPT modules.

For Whom

End User.

Notes

None

Remedy

Resubmit statement with the keyword ALL.

5338

Message

More than 1,000 volatile tables in current session.

Explanation

The number of volatile tables in the current session has exceeded the maximum allowed, which is currently set to 1,000 (SysMaxVolatTblPSn).

Generated By

RES modules.

For Whom

End User.

Notes

None

Remedy

Reduce usage of volatile tables.

5339

Message

Index name not allowed for volatile table.

Explanation

Named indexes are not allowed for volatile tables.

Generated By

RES modules.

For Whom

End User.

Notes

None

Remedy

Remove name from index and resubmit the request.

5340

Message

Database name, if specified, must be the login user name for a volatile table.

Explanation

Volatile tables are associated with the login user. This error will be returned when an user tries to create a volatile table qualified with a database name different from the login user name.

Generated By

SYNDB modules.

For Whom

End User.

Notes

None

Remedy

Qualify table name with login user name or do not specify database name in a Create Volatile Table statement.

5341

Message

Volatile table "%VSTR" not allowed in statement.

Explanation

The user submits a statement that is not allowed to access a volatile table. Currently, volatile tables are not allowed to be referenced in the following statements/utilities: Collect/Drop Statistics Alter Table Grant/Revoke Locking statements Fastload Multiload

Generated By

RES modules.

For Whom

End User.

Notes

None

Remedy

Don't use volatile table in current statement.

5342

Message

Table option not allowed for temporary/volatile table.

Explanation

The user cannot define journal option or referential constraint on a temporary/volatile table.

Generated By

RES modules.

For Whom

End User.

Notes

None

Remedy

Omit those options and resubmit statement.

5343

Message

This statement is not allowed when the target temporary table is already materialized.

Explanation

The user cannot submit any statement that changes the definition of a base temporary table when there is a materialized instance of that base temporary table either locally in the current session or in any other sessions.

Generated By

RES modules.

For Whom

End User.

Notes

None

Remedy

Wait until the target table is not referenced by any session then resubmit the request.

5344

Message

Delete Database is not allowed due to materialized temporary tables.

Explanation

Delete database is only allowed when the target database does not contain any materialized temporary table unless the keyword ALL is specified.

Generated By

OPT modules.

For Whom

End User.

Notes

None

Remedy

Resubmit statement with the keyword ALL.

5346

Message

This character set is not supported.

Explanation

The character set specified is invalid.

Generated By

SYN modules.

For Whom

End User.

Notes

The character set is specified during the creation of a column (CHARACTER SET clause) or during specification of the character set of a user (DEFAULT CHARACTER SET option). Valid character sets are Unicode, Latin1, KanjiSJIS, Graphic, or Kanji1.

Remedy

Specify a valid character set and resubmit the request.

5347

Message

Invalid default export table id.

Explanation

An invalid default table id was encountered in the DEFAULT EXPORT option of CREATE USER.

Generated By

SYN modules.

For Whom

End User.

Notes

None

Remedy

Correct the table id and resubmit statement.

5352

Message

Kanji1 data must be assigned to Kanji1 field.

Explanation

A Kanji1 expression was assigned to a field that is not of type Kanji1.

Generated By

OPT modules.

For Whom

End User.

Notes

These are situations when this error is generated -- The constant expression of an INSERT statement is Kanji1, but the field into which the constant expression is being inserted is not of type Kanji1. In an INSERT SELECT statement: the character data type of the value being selected is of type Kanji1, but the character data type of the field being inserted to is not of type Kanji1. In an INSERT SELECT statement: the value being selected is a non constant

expression, not of Kanji1 type and the field being inserted to is of type Kanji1. In an UPDATE statement: the character data type of the update value is of type Kanji1, but the character data type of the field being updated is not of Kanji1 type. In an UPDATE statement: the update value is a non-constant expression, not of Kanji1 type and the field being updated to is of type Kanji1.

Remedy

Correct the statement and resubmit it.

5353**Message**

The internal form of Graphic, i.e., the XG form, is no longer supported.

Explanation

A literal of the form '<hex digit(s)>' XG was entered.

Generated By

Lexer.

For Whom

End User.

Notes

None

Remedy

Correct the statement and resubmit it. Use the new form: "_GRAPHIC '...'XC".

5354**Message**

Arguments must be of type Kanji1.

Explanation

A function that has more than one argument of character data type has been called with a mix of Kanji1 and non-Kanji1 data types.

Generated By

OPT modules.

For Whom

End User.

Notes

None

Remedy

Correct the statement and resubmit it.

5355

Message

The arguments of the CAST function must be of the same character data type.

Explanation

The CAST function does not allow casting a character expression of type A to another character expression of type B not equal to A.

Generated By

OPT modules.

For Whom

End User.

Notes

None

Remedy

Correct the statement and resubmit it or use the TRANSLATE function for conversions between character types.

5356

Message

One of the characters or code point does not exist within the specified repertoire.

Explanation

A character or code point in the literal does not correspond to characters in the specified DBS form-of-use.

Generated By

Lexer.

For Whom

End User.

Notes

None

Remedy

Correct the statement and resubmit it.

5358**Message**

Expected an argument of type character.

Explanation

The TRANSLATE or TRANSLATE_CHK function was called with an argument other than character.

Generated By

OPT modules.

For Whom

End User.

Notes

None

Remedy

Correct the statement and resubmit it.

5359**Message**

Not authorized on %VSTR.

Explanation

The CREATE AUTHORIZATION failed because the authorization information is not valid on the number of specified nodes.

Generated By

RES modules.

For Whom

End User.

Notes

None

Remedy

If the authorization failed then either provide the correct information for the DOMAIN (Windows), USER name and PASSWORD. Alternatively determine why the authorization is not valid. An information log entry is generated for each node where the authorization failed. The information provided is the OS user name that the authorization was attempted for and the host, session, and database user name. The log entry also serves to warn the site of all failed authorization attempts as a security audit.

5361

Message

The compress value must be in the repertoire of the character column.

Explanation

The COMPRESS phrase was used on a character column with a value that is not in the repertoire of the column.

Generated By

OPT modules.

For Whom

End User.

Notes

None

Remedy

Correct the statement and resubmit it.

5362

Message

Internal error: The default value must be a constant of Unicode character data type.

Explanation

The expected DEFAULT value must be of Unicode character data type.

Generated By

OPT modules.

For Whom

End User.

Notes

None

Remedy

Save all the relevant information and the dump, and contact your support representative.

5363

Message

The default value must be in the repertoire of the character column.

Explanation

The DEFAULT phrase was used on a character column with a value that is not in the repertoire of the column.

Generated By

OPT modules.

For Whom

End User.

Notes

None

Remedy

Correct the statement and resubmit it.

5366

Message

The resulting substring is larger than expected.

Explanation

This error is returned when trying to add SO and SI to the result of a substring function and the length of the result exceeds the allocated destination buffer.

Generated By

FLT Modules.

For Whom

End User.

Notes

None

Remedy

Correct the statement and resubmit it.

5368

Message

Name %VSTR is longer than 30 bytes when exported to KanjiEBCDIC.

Explanation

An object name was entered which when exported to Kanji character sets is longer than 30 bytes.

Generated By

RES modules.

For Whom

End User.

Notes

The exported length of an object name in KanjiEBCDIC is calculated as follows: ASCII + Katakana + (2 * JIS X 0208) + SO + SI where: ASCII = the number of basic LATIN (ASCII) characters, KATAKANA = the number of half-width KATAKANA characters, JIS X 0208 = the number of JIS X 0208 characters, SO = the number of transitions from ASCII/KATAKANA to JIS X 0208, SI = the number of transitions to ASCII/KATAKANA from JIS X 0208.

Remedy

Correct the statement and resubmit it.

5369

Message

Name %VSTR is longer than 30 bytes when exported to KanjiEUC.

Explanation

An object name was entered which when exported to Kanji character sets is longer than 30 bytes.

Generated By

RES modules.

For Whom

End User.

Notes

The exported length of an object name in KanjiEUC is calculated as follows: ASCII + (2 * Katakana) + (2 * JIS X 0208) where: ASCII = the number of basic LATIN (ASCII) characters, KATAKANA = the number of half-width KATAKANA characters, JIS X 0208 = the number of JIS X 0208 characters,

Remedy

Correct the statement and resubmit it.

5370

Message

Conversion between numeric values and Graphic data is not allowed.

Explanation

A numeric value is being translated to Graphic or vice-versa using the CAST function.

Generated By

OPT modules.

For Whom

End User.

Notes

None

Remedy

Correct the statement and resubmit it.

5371

Message

Internal error: Cannot convert character of one type to character of a different type.

Explanation

This is a strictly an internal error. Module OPTWEXP2 processes conversion. But conversion between characters of different type is done by another module.

Generated By

OPTWEPX2 module.

For Whom

System Support Representative

Notes

None

Remedy

Save all the relevant information and the dump, and contact your support representative.

5372

Message

Internal error: The StartupString must be a constant of Unicode character data type.

Explanation

The StartupString is not constant of Unicode character data type.

Generated By

OPT modules.

For Whom

End User.

Notes

None

Remedy

Save all the relevant information and the dump, and contact your support representative.

5373

Message

Internal error: The Title must be a constant of Unicode character data type.

Explanation

The Title is not a constant of Unicode character data type.

Generated By

OPT modules.

For Whom

End User.

Notes

None

Remedy

Save all the relevant information and the dump, and contact your support representative.

5374

Message

Internal error: The Comment must be a constant of Unicode character data type.

Explanation

The Comment is not a constant of Unicode character data type.

Generated By

OPT modules.

For Whom

End User.

Notes

None

Remedy

Save all the relevant information and the dump, and contact your support representative.

5376

Message

_Kanji1 is not a valid qualifier for constant character strings.

Explanation

The _Kanji1 can only be used as _Kanji1 'hex string'XC.

Generated By

Lexer.

For Whom

End User.

Notes

None

Remedy

Correct the statement and resubmit it. Use the new form: "_Kanji1 '...'XC".

5377

Message

Internal error: Expected character strings of the same type.

Explanation

Processing two character strings that do not have the same character data type (e.g., Latin1).

Generated By

OPT modules.

For Whom

End User.

Notes

None

Remedy

Save all the relevant information and the dump, and contact your support representative.

5378

Message

User has no right to convert the table headers.

Explanation

Someone run the ALTER TABLE CONVERT TABLE HEADER statement without issuing the diagnostic convert.

Generated By

Resnametb modules.

For Whom

End User.

Notes

None

Remedy

Submit "Diagnostic Convert ON" before running the ALTER TABLE CONVERT TABLE HEADER statement.

5379

Message

Internal Error: Requested internal memory is more than the allowed maximum.

Explanation

An attempt to obtain the memory for building a string constant failed. The requested memory was longer than the maximum allowed (62000 bytes).

Generated By

Syntaxer.

For Whom

System Support Representative.

Notes

None

Remedy

This is an internal problem, not a user error. If this problem persists, contact your support representative.

5380

Message

Internal error: Unexpected character Data type.

Explanation

Encountered an unexpected character data type while processing a character expression.

Generated By

PAR modules.

For Whom

End User.

Notes

None

Remedy

Save all the relevant information and the dump, and contact your support representative.

5381

Message

Duplicate column names as result of rename column request.

Explanation

Duplication of column name is caused by Alter Table Rename request.

Generated By

OPD modules.

For Whom

End User.

Notes

None

Remedy

Correct the error and resubmit the request.

5382

Message

The word APPLY is not spelled correctly in the Release Mload statement.

Explanation

The user attempted to release an Mload Apply Phase Lock but failed to supply the correct optional clause in the Release Mload statement. The clause should be 'IN APPLY'.

Generated By

OphERE

For Whom

End User.

Notes

None.

Remedy

Resubmit the Release Mload statement using the word APPLY.

5383

Message

CHARACTER SET specified for non-CHAR data.

Explanation

The user tried to specify CHARACTER SET for data with a type other than CHAR or VARCHAR, or in a USING clause for non-GRAPHIC character data.

Generated By

SYN, RES and OPT modules.

For Whom

End User.

Notes

None

Remedy

Correct the error and resubmit the request.

5384

Message

INTERNAL ERROR: Out of TLS Indexes.

Explanation

Out of WinNT TLS indexes.

Generated By

Parser.

For Whom

System Support Representative.

Notes

None

Remedy

This is an internal problem, not a user error. If this problem persists, contact your support representative.

5385

Message

INTERNAL ERROR: Can't write TLS value.

Explanation

An attempt to store a TLS value failed.

Generated By

Parser.

For Whom

System Support Representative.

Notes

None

Remedy

This is an internal problem, not a user error. If this problem persists, contact your support representative.

5386

Message

INTERNAL ERROR: Can't read TLS value.

Explanation

An attempt to access a TLS value failed.

Generated By

Parser.

For Whom

System Support Representative.

Notes

None

Remedy

This is an internal problem, not a user error. If this problem persists, contact your support representative.

5387

Message

One or more parameters are bad.

Explanation

At least one parameters in the SQL function are bad. The problem can be one or more of the following: - The size is bad. - The data type is bad. - The parameter is not within the expected value.

Generated By

OPT modules.

For Whom

End User.

Notes

None

Remedy

Correct the request and resubmit it.

5388

Message

The Pad Expression for TRIM has an incorrect data type or length.

Explanation

The Pad expression for TRIM must be of the same data type as the expression being trimmed, and represent a single character or byte.

Generated By

OPT modules.

For Whom

End user.

Notes

None

Remedy

Correct the TRIM expression.

5389

Message

The User Default Character Set cannot be GRAPHIC.

Explanation

The user tried to create or modify a user as User Default Character Set GRAPHIC.

Generated By

OPD modules.

For Whom

End User.

Notes

None

Remedy

Chose another Default Character Set and resubmit it.

5390

Message

The Pad or Trim Expression character data type is invalid.

Explanation

The Pad or Trim Expression's character type cannot be EVLKANJ1.

Generated By

OPT modules.

For Whom

End user.

Notes

None

Remedy

Correct the character type of the Pad or Trim Expression.

5391

Message

Replicated table(s) detected in database.

Explanation

User cannot delete a database which has a replicated table.

Generated By

OPD modules.

For Whom

End User.

Notes

None

Remedy

Drop the table from replication group and resubmit the request.

5392

Message

No locking modifier on a subscriber table.

Explanation

Locking modifier is not allowed on a subscriber table if replication override is not ON.
Replication has its own mechanism to place a lock on a subscriber system. Therefore, if the target table is a subscriber table and replication override is not ON, return an error to user.

Generated By

RES modules.

For Whom

End User.

Notes

None

Remedy

None.

5394

Message

The dictionary cache has been spoiled and restored to a consistent state.

Explanation

The dictionary cache was not in a consistent state. It has been spoiled and restored to a consistent state. This message is for informational purposes only.

Generated By

Parser.

For Whom

System Administrator.

Notes

None

Remedy

The dictionary cache has been returned to a consistent state.

5395

Message

A ARCHIVE, RESTORE or COPY of selected partitions with LOBs is not supported.

Explanation

A ARCHIVE, RESTORE or COPY of selected partitions is not supported for a table defined with one or more CLOB or BLOB columns.

Generated By

Resolver.

For Whom

End User.

Notes

None

Remedy

Perform a full table archive, restore, or copy instead or do not use LOB columns with selected partition restores and copies.

5396

Message

An OLD_TABLE or NEW_TABLE alias was referenced without using a subquery.

Explanation

OLD_TABLE and NEW_TABLE aliases refer to set of rows so they must be referenced as a table with a FROM clause.

Generated By

Parser.

For Whom

User.

Notes

None

Remedy

In the triggered statements and the WHEN clause use a FROM clause to refer to the OLD_TABLE and NEW_TABLE aliases.

5397

Message

User caused a Parser crash.

Explanation

The user caused a Parser crash.

Generated By

Parser

For Whom

End User.

Notes

None

Remedy

Do not resubmit the query. Contact the Global Support Center.

5398

Message

SELECT/FETCH source list and INTO list do not match.

Explanation

The SELECT expresion list and the INTO list do not have the same number of entries. sample SQLs that can cause this error: select col1 into :var1, :var2 from table1; or select col1, col2 into :var1 from table1;

Generated By

RES modules

For Whom

End User.

Notes

None

Remedy

Correct the SELECT-INTO and resubmit.

5399

Message

Bad argument type to UPPER or LOWER function.

Explanation

The argument to UPPER or LOWER function was not of CHAR or VARCHAR type.

Generated By

OPT modules

For Whom

End User.

Notes

None

Remedy

Correct the request and resubmit the request.

5400

Message

Number of leading digits out of range.

Explanation

The number of leading digits of an INTERVAL data type must be between 1 and 4.

Generated By

SYN

For Whom

End User.

Notes

None

Remedy

Use values within range.

5401

Message

Number of fractional digits out of range.

Explanation

The number of optional fractional digits of an INTERVAL data type must be between 1 and 6.

Generated By

SYN

For Whom

End User.

Notes

None

Remedy

Use values within range.

5402

Message

WITH TIME ZONE is incompatible with specified data type.

Explanation

WITH TIME ZONE must follow either TIME or TIMESTAMP.

Generated By

SYN

For Whom

End User.

Notes

None

Remedy

Correct the syntax, and resubmit the request.

5403

Message

WITH TIME ZONE must follow either TIME or TIMESTAMP.

Explanation

WITH TIME ZONE must follow either TIME or TIMESTAMP.

Generated By

SYN

For Whom

End User.

Notes

None

Remedy

Correct the syntax, and resubmit the request.

5404

Message

Datetime field overflow.

Explanation

The evaluation of a <datetime value expression> results in a value outside of the permissible range for any contained field or the result is invalid based on the natural rules for dates and times.

Generated By

SYN and OPT modules

For Whom

End User.

Notes

None

Remedy

Change the datetime value expression such that it represents a valid datetime value.

5405

Message

Interval field overflow.

Explanation

The evaluation of an <interval value expression> results in a value greater than the precision defined for the the target field.

Generated By

SYN and OPT modules

For Whom

End User.

Notes

None

Remedy

Change the interval value expression such that it represents a valid interval value of the given precision.

5406

Message

Invalid combination of Teradata and ANSI datetime value functions.

Explanation

An attempt was made to intermix Teradata and ANSI datetime value functions.

Generated By

RES

For Whom

End User.

Notes

None

Remedy

Correct the request and resubmit it.

5407

Message

Invalid operation for DateTime or Interval.

Explanation

An operation that requires an appropriate DateTime or Interval data type or value, and it does not.

Generated By

RES, OPU, MOVEROW

For Whom

End User.

Notes

None

Remedy

Correct the request and resubmit it.

5408

Message

Invalid operands to OVERLAPS operator.

Explanation

The arguments of OVERLAPS must be of appropriate DateTime or Interval types.

Generated By

OPT

For Whom

End User.

Notes

None

Remedy

Correct the request and resubmit it.

5409

Message

Invalid DATE Literal.

Explanation

The value of the literal does not represent a valid date.

Generated By

MOVEROW

For Whom

End User.

Notes

None

Remedy

Correct the request and resubmit it.

5410

Message

Invalid TIME Literal.

Explanation

The value of the literal does not represent a valid time.

Generated By

MOVEROW

For Whom

End User.

Notes

None

Remedy

Correct the request and resubmit it.

5413

Message

Invalid Time Zone Specified.

Explanation

The specified expression is not a constant expression or the resulting expression value does not represent a valid time zone displacement or time zone string. A time zone displacement must be between INTERVAL '-12:59' HOUR TO MINUTE and INTERVAL '14:00' HOUR TO MINUTE.

Generated By

OPDSSTZ

For Whom

End User.

Notes

None

Remedy

Correct the request and resubmit it.

5416

Message

The trigger action time must be BEFORE or AFTER.

Explanation

An invalid trigger action time was specified. There can only be one action time per trigger and it must be BEFORE or AFTER.

Generated By

SYN and Resolver

For Whom

End User.

Notes

None

Remedy

Redefine the trigger with the correct trigger action time.

5417

Message

The trigger event must be INSERT, UPDATE or DELETE.

Explanation

An invalid trigger event was specified. There can only be one event per trigger and it must be INSERT, UPDATE or DELETE.

Generated By

SYN and Resolver

For Whom

End User.

Notes

None

Remedy

Redefine the trigger with the correct trigger event.

5419

Message

Trigger "%VSTR" already exists.

Explanation

The user tried to create a table, view, macro, trigger, procedure, or function and a trigger with that name already existed. This error occurs on the CREATE TABLE, VIEW, MACRO, TRIGGER, PROCEDURE or FUNCTION statement.

Generated By

RES and OPT modules.

For Whom

End User.

Notes

None

Remedy

Examine the Teradata SQL statement and verify that the request is correct. Change the statement to specify a different trigger name and resubmit the request.

5420

Message

No triggers exist for table "%VSTR".

Explanation

The user tried to enable or disable all triggers for a table that has no defined triggers. This resulted from an Alter Trigger tablename command.

Generated By

RES modules.

For Whom

End User.

Notes

None

Remedy

Verify the request and make sure that the target table has defined triggers. Resubmit the request.

5421

Message

Cannot drop or rename a column referenced by a trigger.

Explanation

The user tried to drop or rename a column that is referenced by a trigger. To allow this would create inconsistent trigger definitions.

Generated By

RES modules.

For Whom

End User.

Notes

None

Remedy

Do not drop or rename the specified column, use replace trigger to change the trigger definition or drop the trigger.

5423

Message

This trigger contains an invalid REFERENCING clause.

Explanation

The REFERENCING clause contains one of the following errors: 1. Old and/or New are used in an improper combination with Old_Table and/or New_Table. 2. A statement trigger used the OLD or NEW correlation name identifier. 3. A row trigger used the OLD_TABLE or NEW_TABLE correlation name identifier. 4. The name specified in this clause was not unique within the trigger. 5. Disallow cascaded row triggers with transition table references. 6. A field without any reference is invalid when OLD_NEW_TABLE correlation name is specified.

Example of an invalid statement in a trigger body: `sel * from old_new_tab;`

Generated By

Resolver

For Whom

End User.

Notes

None

Remedy

Redefine the trigger with a correct REFERENCING clause.

5424

Message

A triggered action statement is the wrong kind.

Explanation

The following are the valid triggered actions for the AFTER triggers: 1. INSERT 2. DELETE 3. UPDATE 4. ABORT 5. EXEC macros containing any of the above statements. The following are the valid triggered actions for the BEFORE triggers: 1. ABORT 2. EXEC macros containing ABORT statements only. 3. SET (only for BEFORE row triggers)

Generated By

SYN

For Whom

End User.

Notes

None

Remedy

Redefine the trigger with the proper triggered action statement.

5425

Message

An updatable cursor update or delete is not allowed upon which a trigger has been defined.

Explanation

Teradata does not allow updatable cursor updates or deletes on tables that have triggers defined.

Generated By

RES

For Whom

End User.

Notes

None

Remedy

Do not use updatable cursors on tables with triggers defined.

5426

Message

"%VSTR" is not a trigger.

Explanation

The specified item is a view, macro, or table and the context of the query returning the error requires the item to be a trigger.

Generated By

RES modules.

For Whom

End User.

Notes

None

Remedy

Correct the statement and resubmit the request.

5427

Message

Trigger is greater than 20480 characters after name expansion.

Explanation

The text of the trigger exceeded the maximum length after all names in the referenced trigger were fully qualified and expanded.

Generated By

RES modules.

For Whom

End User.

Notes

None

Remedy

Simplify the trigger and resubmit the request.

5428

Message

Table "%VSTR" has defined triggers.

Explanation

A table cannot be renamed or dropped if it has defined triggers.

Generated By

RES and OPD modules.

For Whom

End User.

Notes

None

Remedy

Either drop the triggers or do not submit the request.

5429

Message

A triggered action statement contained an invalid reference.

Explanation

A triggered action statement either: 1. Referred to an Old or New correlation name as a table. 2. Referred to an Old_Table or New_Table table as a row. 3. Referred to an Old or New correlation name as a row and used a range constraint to scan rows. 4. Referred to OLD_NEW_TABLE correlation in a row trigger. 5. OLD_NEW_TABLE referencing clause can only be used in an UPDATE trigger. 6. A field reference in a trigger body cannot directly use the OLD_NEW_TABLE correlation name. It has to use the OLD_NEW_TABLE row alias name.

Generated By

RES modules.

For Whom

End user.

Notes

None

Remedy

Correct the triggered action statement.

5430

Message

The Trigger WHEN clause cannot contain an aggregate or table reference.

Explanation

By ANSI rules, the WHEN clause cannot contain an aggregate or table reference.

Generated By

RES modules.

For Whom

End user.

Notes

None

Remedy

Remove the aggregate or table reference from the WHEN clause and resubmit the request.

5431

Message

The update column list can only be used with UPDATE trigger event.

Explanation

Delete and Insert statements pertain to rows, not columns. The update column list can only be used with the UPDATE trigger event.

Generated By

RES modules.

For Whom

End user.

Notes

None

Remedy

Either remove the update column list or change the trigger event to UPDATE.

5432

Message

A trigger Order value must be within a range of 0 to 32767.

Explanation

The Teradata database requires the trigger order to fall within the specified 0 to 32767 range.

Generated By

RES modules.

For Whom

End user.

Notes

None

Remedy

Change the order value to a valid number.

5433

Message

The update column list can only contain subject table columns.

Explanation

Only subject table columns can be used in the update column list.

Generated By

RES modules.

For Whom

End user.

Notes

None

Remedy

Remove any columns not in the subject table.

5434

Message

A syntax error occurred in a triggered action statement.

Explanation

While processing a triggered action statement, the parser detected a syntax error.

Generated By

SYN modules.

For Whom

End user.

Notes

None

Remedy

Correct the offending triggered action statement.

5435

Message

Invalid RS operation.

Explanation

Dummy. (a temporary generic rs error code)

Generated By

Syn/Res/Opt modules.

For Whom

End User.

Notes

None

Remedy

Check if system is ready for Change Data Capture.

5436

Message

Table list is missing for the RDDDL statement.

Explanation

A list of tables must be provided for a RDDDL statement by the RCT. Tables should be specified as the Teradata assigned table identifiers in hexadecimal format.

Generated By

RES modules.

For Whom

RCT.

Notes

None

Remedy

Check table list.

5437

Message

The specified table is already a replicated table.

Explanation

The specified table has already been added to a replication group. A table can only belong to a single replication group.

Generated By

RES modules.

For Whom

RCT/End User.

Notes

None

Remedy

Check group id and table id. To change the replication group of a replicated table, RCT must issue either a DROP or TERMINATE statement.

5439

Message

RS Error table %VSTR already exists.

Explanation

An error table is created for the target replicated table via the ADD statement in order to store error rows for replication services. The name of the error table is the target table name appended by the string '_RSError'. If a table with that name has already existed in the system, then an error is returned.

Generated By

RES modules.

For Whom

RCT/End User.

Notes

None

Remedy

Make sure the error rows have been examined by the end user. Take appropriate action where necessary. Otherwise, drop the table in conflict, and resubmit the request.

5441

Message

Replicated table status cannot be INITIATED for Define Role statement.

Explanation

RS Define Role statement requires the replicated table status to be either "Not Initiated, Not Suspended" or "Suspended". In other words, users can either define the role before the replicated table is initiated, or alter the role after the replicated table has been suspended. The role of a replicated table cannot be altered unless the table is in the appropriate state. Otherwise, an error is returned.

Generated By

RES modules.

For Whom

RCT/End User.

Notes

None

Remedy

Check table status. In order to change the role of a replicated table, make sure the status of the table is "Suspended" via a SUSPEND statement.

5442

Message

Replicated table does not have the appropriate status for this RDDDL statement.

Explanation

Each RDDDL statement has its own rule about the replicated table status. To initiate a replicated table, its status must be "Not Initiated, Not Suspended". To suspend a replicated table, its status must be "Initiated". To terminate or resume a replicated table, its status must be "Suspended". If the replicated table does not have the appropriate status, then an error is returned.

Generated By

RES modules.

For Whom

RCT/End User.

Notes

None

Remedy

Check table status. Make sure the table status is valid for the particular RDDDL statement.

5443

Message

The specified role of a replicated table is either missing or invalid.

Explanation

RS Define defines the role of a replicated table must either be Primary, Subscriber or Unknown. If either of the above is received from the RCT, then an error is returned.

Generated By

RES modules.

For Whom

RCT/End User.

Notes

None

Remedy

Check specified table role.

5445

Message

Change data apply operation must not be active for this DML statement.

Explanation

SQL DML statements that change data (e.g. insert, update, delete, upsert, merge) are not accepted when a change data apply operation is active, i.e. when the replicated table status is not defined or terminated.

Generated By

RES modules.

For Whom

RCT/End User.

Notes

None

Remedy

Check replicated table role and resubmit the request.

5446

Message

Replicated table does not have the appropriate status for this DML statement.

Explanation

SQL DML statements that change data (e.g. insert, update, delete, upsert, merge) are not accepted when a change data capture operation is active and the replicated table is in connected or suspended status.

Generated By

RES modules.

For Whom

RCT/End User.

Notes

None

Remedy

Check replicated table status and resubmit the request.

5449

Message

Cross group transaction is not allowed.

Explanation

The transaction updates tables that belong to different Replication groups. This is not allowed in the current release of Change Data Capture.

Generated By

RES modules.

For Whom

End User.

Notes

None

Remedy

Make sure all tables being updated in this transaction belong to the same Replication group.

5450

Message

Invalid SET SESSION OVERRIDE option is specified. It can either be ON or OFF.

Explanation

The option of the SET SESSION OVERRIDE is being checked in the resolver phase. The valid options are ON and OFF. Otherwise, an error is returned to user.

Generated By

RES modules.

For Whom

End User.

Notes

None

Remedy

Check option specified in the request statement. Modify and resubmit.

5452

Message

No fastload operation is allowed on a replicated table.

Explanation

Fastload functions are not allowed on a replicated table. An error is resulted.

Generated By

OPT modules.

For Whom

End User.

Notes

None

Remedy

Check request statement.

5453

Message

The replicated table does not have the appropriate status for this Rollback/Rollforward function.

Explanation

If the target table is replicated and its status is Connected, Initiated, Suspended or Failed, rollback/ rollforward functions are not allowed. An error is resulted.

Generated By

OPH modules.

For Whom

End User.

Notes

None

Remedy

Drop the table from the replication group and resubmit the request.

5454

Message

No Restore functions are allowed on a table in a replication group.

Explanation

If the target table is in a replication group restore functions are not allowed. An error is resulted.

Generated By

OPH modules.

For Whom

End User.

Notes

None

Remedy

Remove the problem table from replication group before performing any restore functions.

5456

Message

The requested DDL statement is not allowed on a replicated table.

Explanation

Drop table statement is not allowed on a replicated table.

Generated By

OPT modules.

For Whom

End User.

Notes

None

Remedy

Modify table to a non-replicated table and resubmit the request.

5457

Message

Replicated table does not have the appropriate status for this DDL statement.

Explanation

SQL DDL statements are not accepted for replicated tables in connected, initiated, suspended or failed status.

Generated By

RES modules.

For Whom

End User.

Notes

None

Remedy

Resubmit the request when the table is in the appropriate status.

5458

Message

Access lock must be specified for the target table for select, join or abort with test.

Explanation

If the session is not using replication override; if the table is replicated; if the table is suspended; if the group only allows dirty reads; if the user has not specified an access lock then generate an error and return. Otherwise, complete normal step processing.

Generated By

RES modules.

For Whom

End User.

Notes

None

Remedy

Resubmit the request with access locking placed on the target table.

5459

Message

Attempt to add a dictionary table as a replicated table.

Explanation

Dictionary tables are not allowed to be defined as replicated tables. If a dictionary table is specified in the ADD statement, an error will return.

Generated By

RES modules.

For Whom

End User.

Notes

None

Remedy

Resubmit the ADD request without the data dictionary table ID specified.

5460

Message

This requested DDL statement is not allowed on a non-replicated table.

Explanation

All the DDL statements, except ADD, can only be allowed on a replicated table. Otherwise, an error will be returned.

Generated By

RES modules.

For Whom

End User.

Notes

None

Remedy

Make sure that the table has been added as a replicated table.

5461

Message

Invalid syntax of the Rep-Begin statement.

Explanation

The Rep-Begin statement from RCT is not in the proper syntax.

Generated By

SYN modules.

For Whom

End User.

Notes

None

Remedy

Check syntax and resubmit the request.

5463

Message

Invalid coordinator for a RS coordinated transaction.

Explanation

The parser must check that the RS coordinated transaction has RepSVC coordinator. Otherwise, an error is returned.

Generated By

PAR modules.

For Whom

End User.

Notes

None

Remedy

Verify the RS coordinator.

5464

Message

Error in Join Index DDL, %VSTR.

Explanation

This error covers all the syntax exceptions for Join Index DDL, including create and delete join index.

Generated By

RES modules.

For Whom

End User.

Notes

None

Remedy

Examine the Teradata SQL statement and verify that the request is correct. Change the statement to adhere to join index syntax rules and resubmit the request.

5465

Message

Error in Using Join Index, %VSTR.

Explanation

This error code covers all the errors caused by treating the join index as table. For example deletes, updates, inserts, .. etc are not allowed on a join index.

Generated By

RES modules.

For Whom

End User.

Notes

None

Remedy

Do not treat a join index like a table.

5466

Message

Error in Secondary Index DDL, %VSTR.

Explanation

This error covers all the DDL syntax exceptions of secondary indexes defined with either ALL or ORDER BY options.

Generated By

RES modules.

For Whom

End User.

Notes

None

Remedy

Modify the current statement.

5467

Message

Cannot drop, MLOAD, or RESTORE a table with join or hash indexes.

Explanation

Cannot perform drop, MLOAD, or RESTORE on a table when a join or hash index exists on that table OR a temporal table with a system-defined join index is being renamed.

Generated By

Oph modules (OphEdUpd, OphEdDel, OphEdUpd, OpdDropT, ophrstdb)

For Whom

End User.

Notes

None

Remedy

Drop the Join or Hash Index Table first before performing drop, MLOAD, or RESTORE on the table.

5468

Message

Cannot delete database because either this database has a join or hash index in it or one of its tables has a join or hash index defined on it.

Explanation

A database cannot be deleted if it has a join or hash index in it or one of its tables has a join or hash index defined on it.

Generated By

Oph modules (Ophdmpdb, OphRstDb, OpdDelDb)

For Whom

End User.

Notes

None

Remedy

Drop the Join or Hash Index Table first before deleting or restoring the database.

5469

Message

SAMPLE clause has invalid set of arguments.

Explanation

Sample is allowed to have fractions whose sum is ≤ 1.0 or a bunch of integers.

Generated By

OptSamp

For Whom

End User.

Notes

None

Remedy

Use correct sampling specification.

5470

Message

SampleId not permitted in WHERE/ON Clause.

Explanation

SampleId is not permitted in the WHERE Clause

Generated By

OptBySamp

For Whom

End User.

Notes

None

Remedy

Use correct SampleId specification.

5471

Message

SampleId not permitted in HAVING/QUALIFY Clause.

Explanation

SampleId is not permitted in the HAVING/QUALIFY Clause.

Generated By

OptBySamp

For Whom

End User.

Notes

None

Remedy

Use correct SampleId specification.

5472

Message

SampleId reference invalid without a SAMPLE Clause.

Explanation

SampleId reference must be accompanied with a SAMPLE Clause.

Generated By

OptBySamp

For Whom

End User.

Notes

None

Remedy

Use correct SampleId/Sample Clause specification.

5473

Message

SAMPLE clause has invalid set of arguments.

Explanation

Sample is allowed to have positive fractions whose sum is ≤ 1.0 or a bunch of integers.

Generated By

OptBySamp

For Whom

End User.

Notes

None

Remedy

Use correct sampling specification.

5474

Message

SAMPLE clause specifies more than 16 samples.

Explanation

Only 16 Samples are allowed currently.

Generated By

OptBySamp

For Whom

End User.

Notes

None

Remedy

Use correct sampling specification. If necessary or useful, request the limit to be increased.

5475

Message

SAMPLE clause not allowed in SET operations.

Explanation

Sample Clause is currently not supported in set operations.

Generated By

OptRet

For Whom

End User.

Notes

None

Remedy

If necessary, put sampling request in a derived table. Request it to be implemented.

5476

Message

SAMPLE clause not allowed in Embedded SELECTS.

Explanation

Sample Clause not allowed in Embedded Selects as there is not evident semantics for the operation.

Generated By

OptEmRet

For Whom

End User.

Notes

None

Remedy

Use correct sampling specification.

5478

Message

Aggregates are allowed only with Window Functions.

Explanation

Aggregates are allowed ONLY with Window Functions.

Generated By

Opt modules

For Whom

End User.

Notes

None

Remedy

N/A

5479

Message

Ordered Analytical Functions not allowed in WHERE Clause.

Explanation

Ordered Analytical Functions not allowed in WHERE clause

Generated By

Opt modules

For Whom

End User.

Notes

None

Remedy

N/A

5480

Message

Ordered Analytical Functions can not be nested.

Explanation

Ordered Analytical Functions not allowed to be nested.

Generated By

Opt modules

For Whom

End User.

Notes

None

Remedy

Nesting can be achieved via derived tables/views.

5481

Message

Ordered Analytical Functions not allowed in GROUP BY Clause.

Explanation

Ordered Analytical Functions not allowed in GROUP BY clause

Generated By

Opt modules

For Whom

End User.

Notes

None

Remedy

Use correct specification.

5482

Message

NULL may not be used as the argument for an Ordered Analytical Function.

Explanation

Ordered Analytical Functions do not take null argument

Generated By

Opt modules

For Whom

End User.

Notes

None

Remedy

Use correct specification.

5483

Message

Illegal use of Ordered Analytical Function operation in an UPDATE statement.

Explanation

An UPDATE statement includes an Ordered Analytical Function such as rank, quantile, mavg, in the assignment list.

Generated By

OPT modules.

For Whom

End User.

Notes

None

Remedy

Correct the request and resubmit the request.

5484

Message

No Ordered Analytical Function operation allowed in the search condition for a joined table.

Explanation

Ordered Analytical Function operations (RANK, QUANTILE, MAVG, etc) are not allowed in a search condition for a joined table.

Generated By

RES module

For Whom

End User

Notes

None

Remedy

Correct search condition and resubmit request.

5485

Message

MLinReg can have only one entry in the order specification list.

Explanation

MLinReg function can only take one entry (the independent variable) in the order specification list.

Generated By

OPT module

For Whom

End User

Notes

None

Remedy

Correct specification and resubmit request.

5486

Message

Window size value is not acceptable.

Explanation

Valid window size range is 1 \<= WindowSize \<= 4096.

Generated By

OPT module

For Whom

End User

Notes

None

Remedy

Correct specification and resubmit request.

5487

Message

An invalid account has been specified.

Explanation

As part of the SET SESSION ACCOUNT command, an account was specified which is not equal or higher in priority than any account in the DBC.Account tables, or even if it was found,

the account was a user-defined account and has been removed by the DBA prior to the command.

Generated By

OPT modules.

For Whom

End User.

Notes

None

Remedy

Check the input account, and compare against available accounts in the system. Make sure the account is valid before re-submitting the command.

5488

Message

SampleId not permitted in GROUP BY Clause.

Explanation

SampleId is not permitted in the GROUP BY Clause.

Generated By

OptBySamp

For Whom

End User.

Notes

None

Remedy

Use correct SampleId specification.

5489

Message

Change Data Capture is not allowed on temporary or volatile table.

Explanation

Change Data Capture is not allowed to be defined on a global temporary or volatile table.

Generated By

RES modules.

For Whom

RCT.

Notes

None

Remedy

None.

5490

Message

Fastload or multiload are not allowed on tables with triggers.

Explanation

Fastload or Multiload are not allowed on tables that have defined triggers.

Generated By

Resolver

For Whom

End User.

Notes

None

Remedy

Either disable or drop the triggers from the target table.

5491

Message

The privilege is not applicable to a trigger.

Explanation

Access rights are not granted on the trigger object itself but on the underlying table.

Generated By

RES.

For Whom

End User.

Notes

None

Remedy

Correct the statement and resubmit the request.

5492

Message

The argument for an INOUT/OUT parameter "%VSTR" is invalid.

Explanation

The argument for an OUT parameter to a stored procedure can be only parameter name; a value expression can not be specified in an argument. For inner procedure call a value expression cannot be specified for an INOUT/OUT parameter .

Generated By

OPT modules.

For Whom

End User.

Notes

None

Remedy

Replace the specified value expression specified as an argument to the OUT parameter of the procedure with the corresponding OUT parameter name and resubmit the CALL request. If it is a nested call change the outer procedure definition so that in inner call either INOUT or OUT parameter does not have value expression and recompile the outer procedure and submit call.

5493

Message

The privilege is not applicable to a stored procedure.

Explanation

The applicable privileges are DROP PROCEDURE and EXECUTE for a stored procedure object.

Generated By

RES module.

For Whom

End User.

Notes

None

Remedy

Correct the statement and resubmit the request.

5494

Message

"%VSTR" is not a stored procedure.

Explanation

The specified item is a table, view, macro, trigger, or permanent journal table and the context of the query returning the error requires the item to be a stored procedure.

Generated By

RES modules.

For Whom

End User.

Notes

None

Remedy

Correct the statement and resubmit the request.

5495

Message

Stored Procedure "%VSTR" does not exist.

Explanation

The user referenced a stored procedure that does not exist.

Generated By

RES module.

For Whom

End User.

Notes

None

Remedy

Check the spelling of the stored procedure name. Check for the correct database name.
Correct the request and resubmit it.

5496

Message

"%VSTR" is a general XSP and ATTR [IBUTES] | ATTRS option is not applicable for general XSPs.

Explanation

ATTR [IBUTES] | ATTRS option is not applicable for general XSP. It is applicable for Stored Procedures and all other type of XSPs like CLIXSP, JAVAXSP except general XSP.

Generated By

RES modules.

For Whom

End User.

Notes

None

Remedy

Correct the statement and resubmit the request.

5497

Message

CALL cannot be submitted in multi-statement request.

Explanation

An CALL SQL cannot be submitted in a multi-statement request

Generated By

OPT modules.

For Whom

End User.

Notes

None

Remedy

Remove CALL SQL from the multi-statement and resubmit the request .

5499

Message

The data size for input parameters exceeds the maximum allowable row length.

Explanation

During a CREATE/REPLACE PROCEDURE the user has tried to specify an input (IN and/or INOUT) parameter list whose data size has exceeded the allowable row length.

Generated By

OPT modules.

For Whom

End User.

Notes

None

Remedy

Either remove some of the fields defined in the procedure or decrease the length of some of the parameter data types.

5500

Message

The data size for output parameters exceeds the maximum allowable row length.

Explanation

During a CREATE/REPLACE PROCEDURE the user has tried to specify an output (OUT and/or INOUT) parameter list whose data size has exceeded the allowable row length.

Generated By

OPT modules.

For Whom

End User.

Notes

None

Remedy

Either remove some of the fields defined in the procedure or decrease the length of some of the parameter data types.

5501

Message

Too many parameters for a stored procedure.

Explanation

User has specified too many parameters for a stored procedure. The number of parameters for a procedure is limited to 4096.

Generated By

OPT modules.

For Whom

User.

Notes

None

Remedy

Modify the parameter list in the CREATE/REPLACE PROCEDURE statement to specify no more than 4096 parameters and resubmit the request.

5502

Message

The name specified as an argument does not match the corresponding parameter name "%VSTR".

Explanation

Check the spelling of the argument and corresponding parameter name. Use the HELP PROCEDURE SQL statement to get the parameter information.

Generated By

OPT modules.

For Whom

User.

Notes

None

Remedy

Correct the CALL SQL statement and resubmit the request.

5503

Message

Too many nested procedure calls.

Explanation

The user has exceeded the nesting level of stored procedures.

Generated By

RES modules.

For Whom

User.

Notes

None

Remedy

Reduce the nested procedure calls and resubmit the request.

5505

Message

Column data types cannot be specified with a WITH [NO] DATA clause.

Explanation

When a WITH [NO] DATA clause is specified for a CREATE TABLE statement, column data types cannot be specified for the table to be created.

Generated By

Syntaxer.

For Whom

User.

Notes

None

Remedy

Remove column data type specification and re-submit query.

5506

Message

Column names must be specified when SELECT list contains an unnamed expression.

Explanation

If the SELECT list contains an expression that does not have an AS or NAMED clause, column names must be specified for the table to be created.

Generated By

Syntaxer.

For Whom

User.

Notes

None

Remedy

Specify column names and re-submit query.

5507

Message

Referential integrity constraints are not allowed with a WITH [NO] DATA clause.

Explanation

When a WITH [NO] DATA clause is specified for a CREATE TABLE statement, REFERENCE constraints cannot be specified.

Generated By

Syntaxer.

For Whom

User.

Notes

None

Remedy

Remove referential constraint and re-submit query.

5508

Message

Column name list mismatched with columns from select list or table.

Explanation

The number of column names specified for table to be created is not equal to the number of columns in the source subquery or table.

Generated By

Resolver.

For Whom

User.

Notes

None

Remedy

Specify the correct number of column names and re-submit query.

5509

Message

Global temporary table cannot be created WITH DATA.

Explanation

If GLOBAL TEMPORARY is specified in a CREATE TABLE statement, only the definition of the base temporary table is created. A temporary table for data storage is materialized only when the user references the base temporary table, so 'WITH DATA' may not be specified for global temporary tables.

Generated By

Syntaxer.

For Whom

User.

Notes

None

Remedy

Change 'WITH DATA' to 'WITH NO DATA' and re-submit query.

5510

Message

Invalid session mode for procedure execution.

Explanation

The session mode within which the CALL SQL is submitted is different than the one in which the stored procedure was created. A stored procedure created in ANSI mode cannot be executed in Teradata mode and vice versa.

Generated By

RES Modules.

For Whom

End User.

Notes

None

Remedy

Change the session mode and resubmit the request or recreate the procedure in the desired session mode and resubmit the request.

5511

Message

Reference to [external] stored procedure "%VSTR" is not allowed in this context.

Explanation

This error occurs in either of the following situations. 1. The user tried to insert rows into a [external] stored procedure which is not allowed. 2. The specified item is a [external] stored procedure, but the context of the query returning the error requires the item to be a table, view, macro, user-defined function or permanent journal table.

Generated By

RES modules.

For Whom

End User.

Notes

None

Remedy

Correct the statement and resubmit the request.

5512

Message

Stored Procedure "%VSTR" already exists.

Explanation

The user tried to create a stored procedure and a table, view, trigger, macro or procedure with that name already exists. This error occurs on the CREATE PROCEDURE statement.

Generated By

RES modules.

For Whom

End User.

Notes

None

Remedy

Examine the statement and verify that the request is correct. Change the statement to specify a different name and resubmit the request.

5515

Message

Check constraints were not copied.

Explanation

This is only a warning to let the user know that check constraints will not be copied to the table being created. This is the case where a table name was specified in the Create Table As/Like statement with column names defined in the Create Table clause. For example, CREATE TABLE Table1 (field_1, field_2) Table2 WITH [NO] DATA; Check constraints on Table2 (if exist) will not be copied to Table1.

Generated By

Resolver.

For Whom

End User.

Notes

None

Remedy

The message is for information only.

5516

Message

PRIMARY KEY or UNIQUE column(s) must be NOT NULL.

Explanation

The column(s) in the PRIMARY KEY or UNIQUE definition must be defined as NOT NULL.

Generated By

Resolver.

For Whom

End User.

Notes

None

Remedy

Correct the statement and resubmit the request.

5517

Message

The 2 arguments of binary aggregate function have incompatible data types.

Explanation

The data types of two-argument complex aggregate functions COVAR, CORREL, LINREGSLOPE, LINREGINTERCEPT must have compatible data types (i.e. all numerics are compatible but other types must be identical).

Generated By

OptWExp

For Whom

End User.

Notes

None

Remedy

Use correct type of arguments.

5518

Message

The RANDOM function has invalid arguments.

Explanation

Random(X,Y) function arguments must be two integers where $Y \geq X$ to define a non-empty range.

Generated By

OptWExp

For Whom

End User.

Notes

None

Remedy

Correct arguments to the function.

5521

Message

The RANDOM function can not be used in Aggregates or Ordered Analytical Functions.

Explanation

SUM(Random(X,Y)) and CSUM(Random(X,Y),date) like usage is not allowed for semantic simplicity.

Generated By

ParFdRan

For Whom

End User.

Notes

None

Remedy

Do it as a two step process: aggregate or Ordered Analytical Function on a derived table with Random values

5522

Message

The RANDOM function can not be used in more than one SELECT query clauses.

Explanation

If Random function is called from more than one clause in the same SELECT/UPDATE query, this error is generated. Such usage is not allowed for semantic simplicity.

Generated By

ParFdRan

For Whom

End User.

Notes

None

Remedy

Call the functions in multiple steps using derived tables or views.

5523

Message

Invalid MULTITSR parcel received.

Explanation

The MULTITSR parcel received from CLI is invalid. The reason could be that the sequence number is not correct.

Generated By

Parser.

For Whom

System Support Representative.

Notes

None

Remedy

Save all the information. Contact your support representative.

5525

Message

LOCKING modifier cannot be specified with CALL SQL statement.

Explanation

Locking Modifier is not allowed with a CALL SQL statement.

Generated By

RES Modules.

For Whom

End User.

Notes

None

Remedy

Correct the CALL SQL statement and resubmit the request.

5526

Message

%VSTR

Explanation

The SPL text of the stored procedure contains compilation errors (and possibly warnings also).

Generated By

Parser (SPL Compiler).

For Whom

End User

Notes

None

Remedy

Correct the SPL text and resubmit the request.

5527

Message

%VSTR

Explanation

Only a warning. There are warnings generated while compiling the stored procedure code. The stored procedure is successfully created despite warnings.

Generated By

Parser (SPL Compiler).

For Whom

End User

Notes

None

Remedy

Attempt to eliminate the warnings by modifying the SPL text and resubmit the request.

5528

Message

DMLs capturing changed data, DDLs and Comment statements cannot be mixed in a replicated transaction.

Explanation

Normally a DDL is allowed to be the last request in a transaction. Since a replicated transaction uses 2PC protocol, a DDL can not be allowed in such a transaction. For example, BT; <dml> against a replicated table; <ddl> NOT ALLOWED! ET; In addition, a COMMENT placing statement follows the same rule as for a DDL statment if the statement text is being captured for replication because either the object is member of a replcation group or by way of a replication rule.

Generated By

RES/OPU modules.

For Whom

End User.

Notes

None

Remedy

None.

5530**Message**

Invalid operating environment for procedure execution.

Explanation

The Teradata RDBMS server operating environment in which the CALL SQL is submitted is different than the one in which the stored procedure was created. A stored procedure created in say, NT server environment cannot be executed on UNIX server. This situation can occur if a stored procedure is restored to a different server operating environment than the archive was created on. From version TD13.1 onwards, a stored procedure created on one 'row format' environment cannot be executed on another 'row format' environment.

Generated By

RES modules.

For Whom

End User

Notes

None

Remedy

Recreate the procedure on the new server operating environment and resubmit the request.

5531

Message

Named-list is not supported for arguments of a procedure.

Explanation

Named-list is not supported for parameters of a stored procedure. Only Postional-List is supported.

Generated By

RES modules.

For Whom

End User

Notes

None

Remedy

Correct the SQL and resubmit the request.

5533

Message

Too many MULTITSR Parcels.

Explanation

The submitted Stored Procedure is too large to handle.

Generated By

Pardrivr.

For Whom

End User

Notes

None

Remedy

Reduce the size of the Stored procedure and submit the request.

5534

Message

SPOptions Parcel information is invalid.

Explanation

Print Option was not 'P' or 'N'. SPL text Option was not 1 or 0.

Generated By

Pardrivr.

For Whom

System Support Representative.

Notes

None

Remedy

Correct the program and resubmit the request.

5535

Message

No SPL source text available for stored procedure "%VSTR".

Explanation

SPL Text is not available in SPTable for the stored procedure specified to display it.

Generated By

RES modules.

For Whom

End User

Notes

None

Remedy

Correct the SQL and resubmit the request.

5536

Message

Bad table definition for SystemFE.%VSTR.

Explanation

The user is attempting to use the Target Level Emulation feature, but for some reason the DDL has been changed from its initial definition. The appropriate fields expected by this feature no longer exist in either SystemFE.opt_cost_table or SystemFE.opt_ras_table.

Generated By

OPT modules.

For Whom

End User.

Notes

None

Remedy

Drop the appropriate SystemFE table and run DIPSYSFE to recreate the table with the correct definition. If after this the same error still occurs, please contact the Global Support Center.

5537

Message

Internal error while cleaning up Request Level Cost Segment.

Explanation

This is an internal error with the Target Level Emulation Feature.

Generated By

OPT modules.

For Whom

Internal

Notes

None

Remedy

Please save the traceback and any pertinent information that would help an analyst reproduce the problem, and contact the Global Support Center.

5538

Message

Internal error while cleaning up Session Level Cost Segment.

Explanation

This is an internal error with the Target Level Emulation Feature.

Generated By

OPT modules.

For Whom

Internal

Notes

None

Remedy

Please save the traceback and any pertinent information that would help an analyst reproduce the problem, and contact the Global Support Center.

5539

Message

Internal error while cleaning up IFP Level Cost Segment.

Explanation

This is an internal error with the Target Level Emulation Feature.

Generated By

OPT modules.

For Whom

Internal

Notes

None

Remedy

Please save the traceback and any pertinent information that would help an analyst reproduce the problem, and contact the Global Support Center.

5540

Message

Target name "%VSTR" not found.

Explanation

The user attempted to set the optimizer costs to a target system name which has not been loaded to SystemFE.opt_cost_table.

Generated By

OPT modules.

For Whom

End User.

Notes

None

Remedy

Fix the target system name specified or update the SYSTEMFE.OPT_COST_TABLE with dumped costs from the desired system.

5541

Message

Local instance of temporary table '%VSTR' does not exist in current session.

Explanation

The user referenced the local instance of a temporary table which does not exist in current session.

Generated By

RES modules.

For Whom

End User.

Notes

None

Remedy

Resubmit request after local instance of temporary table has been created.

5542

Message

Only Select, Insert, Delete or Update statements can be captured.

Explanation

The DUMP EXPLAIN, INSERT EXPLAIN, EXPLAIN IN XML commands and BEGIN QUERY CAPTURE with FOR INDEX_ANALYSIS clause can be done only on SELECT, INSERT, UPDATE or DELETE statements.

Generated By

Parser

For Whom

End User.

Notes

None

Remedy

Do not submit DUMP EXPLAIN, INSERT EXPLAIN, EXPLAIN IN XML commands and BEGIN QUERY CAPTURE with FOR INDEX_ANALYSIS clause on requests other than SELECT, INSERT, UPDATE or DELETE statements.

5543

Message

There were NO costs enabled to turn off.

Explanation

An attempt was made to SET COSTS {NOT | TPA} ON FOR LEVEL, but NO costs were found to be enabled at the specified level.

Generated By

OPT modules.

For Whom

End User.

Notes

None

Remedy

This error is a warning. The only remedy is to SET COSTS ON FOR {SESSION | IFP | SYSTEM} before turning costs off.

5544

Message

The OPTCOST GDO is uninitialized.

Explanation

An attempt was made to SET costs on for SYSTEM.

Generated By

OPT modules.

For Whom

Internal only.

Notes

None

Remedy

This operation is OK. It tells Optcostul.c to allocate - initialize the OPTCOST GDO, and should not be returned to the user. If it is that probably means the OPTCOST GDO has been corrupted in which case the Global Support Center should be contacted.

5545

Message

The TLE feature has not been enabled.

Explanation

The user attempted to set the optimizer costs, but the Target Level Emulation feature has not been enabled.

Generated By

OPT modules.

For Whom

End User.

Notes

None

Remedy

Enable the TLE feature by running DIPPATCH or DIPSYSFE and setting the Target Level Emulation flag in the DBSControl utility to true.

5546

Message

Sampleid cannot be nested inside Ordered Analytical and AGGREGATE Functions.

Explanation

The Sampleid cannot be nested inside the Ordered Analytical and the Aggregate Functions

Generated By

PAR Module

For Whom

END USER

Notes

None

Remedy

Remove Sampleid nested within the Ordered Analytical and Aggregate Function

5547

Message

Internal Error: %VSTR.

Explanation

There was an internal error during the compilation or creation of the stored procedure and the request was aborted. Following messages can appear for VSTR in the error message. 1) Message : Unknown handler type encountered during C code generation. While reading the parse tree during the C code generation phase unknown handler type is encountered. The generated CL command line has exceeded the maximum length limit of 255 characters. This error is specific to W2K environment only. YY_FATAL_ERROR occurred in tsp Lexer. This is Lexer internal error. The request string submitted to CheckLiteral routine is empty. tpi-data directory, under which TDSP temporary directory resides does not exist on the test machine. On Linux this directory is available under the path: /var/opt/teradata/tdtemp fwrite/_write call has either failed to write the SPL text to the temporary file or incorrect number of bytes are written to the temporary file. The stat/_stat system call failed to retrieve the size of the file. This error occurs when fread fails to read the SPL Text. This error occurs when fread fails to read the object code. mt.exe is required for successful compilation of a Stored procedure. This error occurs when mt.exe is not present in VC/bin directory.

Generated By

TSP modules OPU modules. TSP modules. TSP modules. TSP/OPU/OPD modules.
TSP/OPU/OPD modules. TSP/OPU/OPD modules. TSP/OPU/OPD modules.
TSP/OPU/OPD modules. TSP modules.

For Whom

End User and System Support Representative. End User and System Support Representative. End User and System Support Representative. End User and System Support Representative. End User and System Support Representative. End User and System Support Representative. End User and System Support Representative. End User and System Support Representative. End User and System Support Representative.

Notes

None

Remedy

Retry the test case and contact the support representative, if the problem persists. 2) Message : Length of compile command exceeded maximum limit. Retry the test case and contact the support representative, if the problem persists. 3) Message : Lexer error. Retry the test case and contact the support representative, if the problem persists. 4) Message : Request string is empty. Retry the test case and contact the support representative, if the problem persists. 5) Message : /tpi-data does not exist on the test machine. Contact the

system administrator for support. 6) Message : Problem writing the SPL text into temporary file. Retry the test case and contact the support representative, if the problem persists. 7) Message : Failed to get the file size. Retry the test case and contact the support representative, if the problem persists. 8) Message : SPL text file is in inconsistent state. Retry the test case and contact the support representative, if the problem persists. 9) Message : Object code file is in inconsistent state. Retry the test case and contact the support representative, if the problem persists. 10) Message : Can not find mt.exe. Retry the test case and contact the support representative, if the problem persists.

5548

Message

Stored Procedure Compiled with Errors/Warnings.

Explanation

The SPL text of the stored procedure contains compilation errors/warnings. This error is returned when the error code 5526 is not present in the dbc.errormsgs. This error can also be reported in case only warnings have occurred during the compilation of stored procedures and the error code 5527 is missing in the dbc.errormsgs table. Stored procedure is not created/replaced when this code is reported.

Generated By

Parser (SPL Compiler).

For Whom

Field Engineer

Notes

None

Remedy

The DBC.ErrorMsgs must contain the entry corresponding to error code 5526 and 5527.

5550

Message

Comment string is longer than permitted.

Explanation

The comment string cannot be longer than 255 characters.

Generated By

Parser (opd).

For Whom

END USER

Notes

None

Remedy

Use a shorter comment string.

5551

Message

The compress value is longer than permitted.

Explanation

The compress value cannot be longer than 255 characters.

Generated By

Parser (opu and opd).

For Whom

END USER

Notes

None

Remedy

Use a shorter compress value.

5552

Message

The default value is longer than permitted.

Explanation

The default value cannot be longer than 255 characters.

Generated By

Parser (opu and opd).

For Whom

END USER

Notes

None

Remedy

Use a shorter default value.

5553

Message

The startup string is longer than permitted.

Explanation

The startup string cannot be longer than 255 characters.

Generated By

Parser (opd).

For Whom

END USER

Notes

None

Remedy

Use a shorter startup string.

5554

Message

The startup value must be a character string.

Explanation

The startup value must be a character string.

Generated By

Parser (opd and opu).

For Whom

END USER

Notes

None

Remedy

Use a character string for the startup value.

5555

Message

Excessively complex qualify condition.

Explanation

Possibly because of complex correlated subquery in the qualify clause or the query specified an OR condition involving a subquery (Complex join) in the qualify clause.

Generated By

OPT

For Whom

User

Notes

None

Remedy

Rewrite the query.

5556

Message

The comment string must be of type character.

Explanation

The comment string must be of type character.

Generated By

Parser (opd).

For Whom

END USER

Notes

None

Remedy

Use a character string for comment.

5558

Message

Query capture limits exceeded for %VSTR.

Explanation

An internal limit in the Query Capture facility was exceeded

Generated By

PAR

For Whom

End User and System Support Representative.

Notes

None

Remedy

Save the query, and contact your support representative.

5559

Message

The stored procedure version is invalid.

Explanation

The stored procedure version is not compatible with the Teradata RDBMS server release. It is either out dated or not supported in the current Teradata system release. The version

mismatch may be because the stored procedure is created on a different version of the server and is being used in a server release where its behavior may be unpredictable.

Generated By

OPU Modules.

For Whom

End user.

Notes

None

Remedy

Recompile the stored procedure in the current Teradata system.

5560

Message

Table names are mismatched in the UPSERT statement.

Explanation

The user specified two different tables in the UPDATE and INSERT parts of an UPSERT statement. The same table must be referenced in both parts of an UPSERT statement, since the purpose of an UPSERT is to find a row or rows to update, and if no row is found to insert a corresponding row into the table.

Generated By

Parser.

For Whom

End User.

Notes

None

Remedy

Correct the UPSERT statement and resubmit.

5561

Message

The primary index values are mismatched in the UPSERT statement.

Explanation

The user specified different primary index values for the UPDATE and the INSERT parts of an UPSERT statement. The same primary index values must be used in both parts of an UPSERT statement, since the purpose of an UPSERT is to find a row or rows to update, and if no row is found to insert a corresponding row into the table.

Generated By

Parser.

For Whom

End User.

Notes

None

Remedy

Correct the UPSERT statement and resubmit.

5562

Message

The UPDATE part of the UPSERT statement is not a single-AMP operation.

Explanation

The UPDATE part of the UPSERT statement is not a single-AMP operation, this could be due to one or more of the following reasons: 1. The user did not fully specify the primary index in the UPDATE part of the UPSERT statement. The same fully specified primary index must be used on both the UPDATE and INSERT parts of an UPSERT statement, since the purpose of an UPSERT is to find a row or rows to update, and if no row is found to insert a corresponding row into the table. 2. The WHERE clause of the UPDATE part of the UPSERT statement compares the fully specified primary index against another field of the same table. This results in an all-AMP update. 3. The WHERE clause of the UPDATE part of the UPSERT statement compares the fully specified primary index against some value using a non-equality constraint. This also results in an all-AMP update. 4. The WHERE clause of the UPDATE part of the UPSERT statement compares the fully specified primary index with an operand of a different data type. This could cause the system to convert the primary index values to match the data type of the operand and thus result in an all-AMP update.

Generated By

Parser.

For Whom

End User.

Notes

None

Remedy

Correct the UPSERT statement and resubmit.

5565

Message

The UPDATE specified in the UPSERT statement is a complex update.

Explanation

The user specified the UPDATE in the UPSERT statement as a complex update. Examples of complex update are UPDATES that change the primary index value or the value of a partitioning column, UPDATES that have subquery, and UPDATES from another table. Only simple prime-key UPDATES are allowed in UPSERTs. OR The user gave UPSERT query on a Normalize Table

Generated By

Parser.

For Whom

End User.

Notes

None

Remedy

Correct the UPSERT statement and resubmit.

5566

Message

Error in Hash Index DDL, %VSTR.

Explanation

This error covers all the syntax exceptions for Hash Index DDL, including create and delete hash index.

Generated By

RES modules.

For Whom

End User.

Notes

None

Remedy

Examine the Teradata SQL statement and verify that the request is correct. Change the statement to adhere to hash index syntax rules and resubmit the request.

5567

Message

Error in Using Hash Index, %VSTR.

Explanation

This error code covers all the errors caused by treating the hash index as table. For example deletes, updates, inserts, .. etc are not allowed on a hash index.

Generated By

RES modules.

For Whom

End User.

Notes

None

Remedy

Do not treat a hash index like a table.

5568

Message

SQL statement is not supported within a stored procedure.

Explanation

This error occurs when in one of the following situations: a. An unsupported SQL statement is specified in a stored procedure using the dynamic SQL feature of stored procedures. For instance, DATABASE statement, SET SQL statements, multi statement requests, CREATE USER/DATABASE statement without FROM clause, SELECT - INTO SQL or CALL SQL. This is a run-time error. b. An unsupported SQL statement is specified in a stored procedure. For instance, DATABASE statement, SET SQL statements, INSERT EXPLAIN or a CREATE USER/DATABASE statement without FROM clause. This is a compile-time error. ** **

Comment modified from DDL to SQL with an example for the ** same (INSERT EXPLAIN) **

Generated By

RES Modules.

For Whom

End user.

Notes

None

Remedy

Correct the SQL statement and, recreate the stored procedure if necessary.

5571

Message

Target samples not found.

Explanation

The user attempted to set the samples on the prime keys system name, database name, table name, but the corresponding row has not been loaded to SystemFE.OptSampleTable.

Generated By

OPT modules.

For Whom

End User.

Notes

None

Remedy

Fix the target system name, database name or table name specified or dump samples via DIAGNOSTIC DUMP SAMPLES.

5572

Message

Target samples not set at session level.

Explanation

The user attempted to undo the samples on the prime keys system name, database name, table name at session level, but the corresponding samples has not been set.

Generated By

OPT modules.

For Whom

End User.

Notes

None

Remedy

Fix the target system name, database name, table name or the specified level.

5573

Message

Target samples not set at system level.

Explanation

The user attempted to undo the samples on the prime keys system name, database name, table name at system level, but the corresponding samples has not been set.

Generated By

OPT modules.

For Whom

End User.

Notes

None

Remedy

Fix the target system name, database name, table name or the specified level.

5574

Message

Number of samples set exceeds the maximum samples limit at session level.

Explanation

The user attempted to emulate random amp samples for a table at a session-wide level, but the maximum number of tables for which we can emulate samples has already been reached.

Generated By

OPT modules.

For Whom

End User.

Notes

None

Remedy

Unset the emulation of random amp samples on other tables at the session level, or emulate this tables at the system level.

5575

Message

Number of samples set exceeds the maximum samples limit at system level.

Explanation

The user attempted to emulate random amp samples for a table at a system-wide level, but the maximum number of tables for which we can emulate samples has already been reached.

Generated By

OPT modules.

For Whom

End User.

Notes

None

Remedy

Unset the emulation of random amp samples on other tables at the system level,or emulate this table at the session level..

5576

Message

The requested replication DDL statement issued from an illegal source.

Explanation

This statement may not be issued directly as a user request and must come through the RCT.

Generated By

RES modules.

For Whom

End User.

Notes

None

Remedy

Resubmit the statement through the Replication Transport.

5578

Message

Statistics cannot be collected on table DBC.'%VSTR' .

Explanation

Statistics cannot be collected on DBC internal tables SW_Event_Log, HW_Event_Log, EventLog, Global, SessionTbl or any ResUsage table.

Generated By

RES modules.

For Whom

DBA User.

Notes

None

Remedy

None.

5579

Message

Target samples were overwritten at session level.

Explanation

The user attempted to set the samples on the prime keys system name, database name, table name at session level, but the corresponding samples has already been set.

Generated By

OPT modules.

For Whom

End User.

Notes

None

Remedy

Fix the target system name, database name, table name or the specified level.

5580

Message

Target samples were overwritten at system level.

Explanation

The user attempted to set the samples on the prime keys system name, database name, table name at system level, but the corresponding samples has already been set.

Generated By

OPT modules.

For Whom

End User.

Notes

None

Remedy

Fix the target system name, database name, table name or the specified level.

5581

Message

Internal error while cleaning up SAMPLE Segment.

Explanation

This is an internal error with the Target Level Emulation Feature.

Generated By

OPT modules.

For Whom

Internal

Notes

None

Remedy

Please save the traceback and any pertinent information that would help an analyst reproduce the problem, and contact the Global Support Center.

5582

Message

Invalid character format.

Explanation

Soundex supports Unicode and Latin1 character format only.

Generated By

Fltsoundex

For Whom

User

Notes

None

Remedy

Rewrite the query.

5583

Message

Invalid Input: only Latin letters allowed.

Explanation

Soundex supports simple Latin letters as input.

Generated By

Fltsoundex

For Whom

User

Notes

None

Remedy

Rewrite the query.

5584

Message

Data exception: numeric value out of range.

Explanation

Widthbucket input error: WBC ≤ 0 or WBB1=WBB2.

Generated By

FltWidthbucket

For Whom

User

Notes

None

Remedy

Rewrite the query.

5585

Message

Invalid Input: numeric value within range only.

Explanation

Trigonometry or Widthbucket supports numeric input within range only.

Generated By

FltTrigonmf or FltWidthbucket

For Whom

User

Notes

None

Remedy

Rewrite the query.

5586

Message

Random not allowed in inserted column value(s).

Explanation

Use of random function disallowed for either of the cases: 1.) For creating a PI column value in a simple insert statement like, insert t1 (random(1,10),...). 2.) For insert/update of column(PI or non-PI) value(s) through mload. As the random function may produce inconsistent results.

Generated By

OptIns,OptEdIns,OptEdUpd

For Whom

End User.

Notes

None

Remedy

Use insert select if you have to use Random in PI columns insert into t1 select (random(1,10),...);

5587

Message

Reference to function "%VSTR" is not allowed in this context.

Explanation

This error occurs in either of the following situations: 1. The user tried to insert rows into a function table, which is not allowed. 2. The specified item is a function, but the context of query returning the error requires the item to be a table,view, macro, permanent journal table, trigger, or stored procedure.

Generated By

RES modules.

For Whom

End User.

Notes

None

Remedy

Correct the statement and resubmit the request.

5588

Message

Function "%VSTR" already exists

Explanation

The user tried to create a table, view, macro, trigger, procedure or function, and a function with that name already existed. This error occurs on the CREATE TABLE, VIEW, MACRO, TRIGGER, PROCEDURE or FUNCTION statement.

Generated By

RES/OPD modules.

For Whom

End User.

Notes

None

Remedy

Examine the Teradata SQL statement and verify that the request is correct. Change the statement to specify a different name and resubmit the request.

5589

Message

Function "%VSTR" does not exist.

Explanation

The user referenced a function that does not exist in the database.

Generated By

RES/OPD modules.

For Whom

End User.

Notes

None

Remedy

Check the spelling of the function. Check for the correct database name. Check for the correct number of arguments. Check for compatible arguments types. Correct the request and resubmit it.

5590

Message

"%VSTR" is not a function.

Explanation

The specified item is a table, view, macro, trigger, permanent journal, procedure and the context of the query returning the error requires the item to be a function.

Generated By

RES modules.

For Whom

End User.

Notes

None

Remedy

Correct the statement and resubmit the request.

5591

Message

Invalid parameter list.

Explanation

This error occurs in either of the following situations: 1) The user named some of the parameters in the create or replace function/type statement, which is not allowed. The user must either name all the parameters or not name any parameters. 2) The user has specified duplicate parameter names. 3) SELF cannot be a parameter name in method parameters.

Generated By

RES modules.

For Whom

End User.

Notes

None

Remedy

Correct the statement and resubmit the request.

5592

Message

A function already exists in the database with the same function name and parameter data types.

Explanation

The user tried to create or replace a function which has the same overloaded function name and parameter data types with an existing function in the database.

Generated By

RES modules.

For Whom

End User.

Notes

None

Remedy

Correct the statement and resubmit the request.

5593

Message

Cannot determine the best-fit function for "%VSTR".

Explanation

The user attempted to call a function. However, the Parser is not able to determine a best-fit function based on the argument(s) provided in the function call.

Generated By

MGC/RES modules.

For Whom

End User.

Notes

None

Remedy

Correct the statement and resubmit the request, or change the function definition to eliminate the ambiguity of overloaded functions.

5594

Message

Invalid external file option specified for UDF/XSP/UDM/UDT "%VSTR".

Explanation

The user failed to supply the external file literal in the correct format to create or replace a UDF/XSP/UDM/UDT. This is also returned when the external name is beyond 30 character limit. Additionally, if the external name is not specified then the function/specific function name is used. If this is greater than 30 characters, this error will be returned.

Generated By

RES,OPU modules.

For Whom

End User.

Notes

None

Remedy

Correct the statement and resubmit the request.

5595

Message

The privilege is not applicable to a function.

Explanation

The applicable privileges on a function object are DROP FUNCTION, ALTER FUNCTION and EXECUTE FUNCTION. CREATE FUNCTION is a database level privilege.

Generated By

RES modules.

For Whom

End User.

Notes

None

Remedy

Correct the statement and resubmit the request.

5596

Message

The mask string is greater than 256 characters long.

Explanation

The arbitrary string in the Set Session Function Trace statement has a maximum length of 256 characters. If it exceeds the limit, this error is generated.

Generated By

RES modules.

For Whom

End User.

Notes

None

Remedy

Correct the statement and resubmit the request.

5597

Message

Invalid definition for a Global Temporary Trace Table "%VSTR".

Explanation

The Global Temporary Trace Table has the following restrictions. If the table definition does not comply with these restrictions, this error is generated. 1) The first two columns of Global Temporary Trace Table are fixed. The first column must be specified as two bytes, whereas the second column must be specified as an integer type. 2) The table is always NO FALLBACK. 3) Column entries cannot have any constraints or default values. 4) There cannot be any INDEX declarations including PRIMARY INDEX. 5) It must be a MULTISSET TABLE.

Generated By

SYN/RES modules.

For Whom

End User.

Notes

None

Remedy

Correct the statement and resubmit the request.

5598

Message

This request is not allowed on a Global Temporary Trace Table "%VSTR".

Explanation

No insert, update or delete operation is allowed on a global temporary trace table, with an exception of the DELETE ALL case.

Generated By

RES modules.

For Whom

End User.

Notes

None

Remedy

Do not submit the request.

5599

Message

Invalid field attribute specified for a UDF/XSP/UDM/UDT parameter.

Explanation

When creating or replacing a UDF/XSP/UDM/UDT, a user can only specify the character type for a function parameter. Specifying any other field attributes will result in an error.

Generated By

RES modules.

For Whom

End User.

Notes

None

Remedy

Correct the statement and resubmit the request.

5600

Message

Error creating UDF/XSP/UDM/UDT: no compiler available.

Explanation

During the creation of a UDF/XSP/UDM/UDT, no compiler was found on any processor.

Generated By

CUFTsk

For Whom

DBA or site support representative.

Notes

None

Remedy

Add a C compiler to any node that has a PE.

5601

Message

Error creating UDF/XSP/UDM/UDT/JAR: problem with temporary compile directory.

Explanation

During the creation of a UDF/XSP/UDM/UDT/JAR, a problem was found in creating or accessing the temporary compile directory.

Generated By

CUFTsk

For Whom

DBA or site support representative.

Notes

None

Remedy

Check the permissions of the directory under which the temporary compile files will be placed.
Also check space availability.

5602

Message

Error creating UDF/XSP/UDM/UDT/JAR: problem accessing the external file "%VSTR".

Explanation

During the creation of a UDF/XSP/UDM/UDT/JAR, a problem was found in accessing the external files.

Generated By

CUFTsk

For Whom

UDF/UDT/XSP developer

Notes

None

Remedy

Check the files exist in the directory specified. Check the read permissions of the files. Check the spelling of the supplied directory and external file names.

5603

Message

Errors encountered in compiling UDF/XSP/UDM/UDT/JAR.

Explanation

During the creation of a UDF/XSP/UDM/UDT/JAR, a problem was found during compilation. Compilation errors exist. The UDF/XSP/UDM/UDT can not be created.

Generated By

CUFTsk

For Whom

UDF/UDT/XSP developer

Notes

None

Remedy

Check the compile errors returned with this error.

5604

Message

Correlated references to Ordered Analytical Functions not allowed in subqueries.

Explanation

Ordered Analytical Functions are not allowed in Subqueries

Generated By

optret.c, synchstf.c

For Whom

End User.

Notes

None

Remedy

Correct query and resubmit

5605

Message

A NEW_TABLE or OLD_TABLE reference is not allowed to be passed to a macro.

Explanation

OLD_TABLE and NEW_TABLE aliases refer to set of rows which cannot be passed as an argument to a macro.

Generated By

resname2

For Whom

End-User

Notes

None

Remedy

Redefine the trigger without NEW_TABLE or OLD_TABLE reference in the macro argument.

5606

Message

Statistical Functions not allowed in WITH clause.

Explanation

Statistical Functions not allowed in WITH clause.

Generated By

Opt modules

For Whom

End User

Notes

None

Remedy

N/A

5607

Message

Check output for possible warnings encountered in compiling and/or linking UDF/XSP/UDM/UDT.

Explanation

During the creation/replace/drop of a UDF/XSP/UDM/UDT, a problem was found during compilation or linking. Compilation/linking warnings exist. The UDF/XSP was created/replaced/dropped despite the errors.

Generated By

CUFTsk

For Whom

UDF/UDT/XSP developer

Notes

None

Remedy

Check the compile/link errors returned with this error.

5610

Message

Invalid usage of SAMPLEID.

Explanation

Invalid usage of SAMPLEID. eg: sqrt(sampleid),log(sampleid);

Generated By

OptBySamp

For Whom

End User.

Notes

None

Remedy

None.

5611

Message

The user does not have %VSTR right.

Explanation

The user does not have the proper access rights to execute this request.

Generated By

pardrvr module.

For Whom

End User.

Notes

None

Remedy

Obtain the necessary access rights.

5612

Message

A user, database, role, or zone with the specified name already exists.

Explanation

A name must be unique amongst users, databases, zones and roles.

Generated By

pardrvr module.

For Whom

End User.

Notes

None

Remedy

Select a different name and re-submit the request.

5613

Message

GRANT OPTION cannot be granted to a role.

Explanation

This error occurs when one of the following rules is violated: a) WITH GRANT OPTION can only be granted to users or databases. b) Maps cannot be granted with granted option to PUBLIC.

Generated By

resname2 module.

For Whom

End User.

Notes

None

Remedy

Remove WITH GRANT OPTION and re-submit request.

5614

Message

The ALL option cannot be applied to a role.

Explanation

The ALL option is not applicable to a role since it is a set of privileges and not a database or user.

Generated By

resname2 module.

For Whom

End User.

Notes

None

Remedy

Remove ALL option or change grantee to a user and re-submit the request.

5615

Message

The %VSTR right cannot be granted to a %FSTR.

Explanation

The CREATE ROLE, DROP ROLE, CREATE PROFILE, DROP PROFILE, CREATE USER and DROP USER rights may not be granted to a role or database.

Generated By

opdgrant module.

For Whom

End User.

Notes

None

Remedy

Replace right with another legitimate right, or change grantee to a user.

5616

Message

The user is not authorized to grant or revoke role '%VSTR'.

Explanation

Only the user DBC, or a user granted a role WITH ADMIN OPTION, or a user with an applicable role (current role or a role nested within it) that is granted a role WITH ADMIN OPTION has the right to GRANT/REVOKE the role to/from another user or role.

Generated By

OPD modules.

For Whom

End User.

Notes

None

Remedy

Have an authorized user re-submit the request.

5617

Message

Grantee is not a valid user or role.

Explanation

A role grantee may only be a user or another role.

Generated By

OPD modules.

For Whom

End User.

Notes

None

Remedy

Re-submit the request with a valid user or role as a grantee.

5618

Message

A role may not be granted to itself.

Explanation

A role grantee may only be a user or another role.

Generated By

OPD modules.

For Whom

End User.

Notes

None

Remedy

Re-submit the request with a valid user or role as a grantee.

5619

Message

Role nesting exceeded single-level.

Explanation

Multiple levels of role nesting is not allowed, i.e., only parent-child role nesting relationships are allowed.

Generated By

OPD modules.

For Whom

End User.

Notes

None

Remedy

Re-submit the request with a grant that results in a single-level role nesting.

5620

Message

Role '%VSTR' does not exist.

Explanation

The user referred to a role as %VSTR. That role does not exist.

Generated By

RES and OPT modules.

For Whom

End User.

Notes

None

Remedy

Correct the Teradata SQL statement by using a valid name for the role and re-submit the request.

5621

Message

User has not been granted a specified role.

Explanation

The role has not been previously granted to the current user.

Generated By

OPD modules.

For Whom

End User.

Notes

None

Remedy

Specify a role that has previously been granted to the user and re-submit the request.

5622

Message

The user does not have the right to drop the specified role.

Explanation

The user does not have the proper access rights to execute this request. This statement is authorized for: a) DBC, b) any user granted the role WITH ADMIN OPTION, c) any user with an applicable role (current role or a role nested within in) that is granted the role WITH ADMIN OPTION, d) any user granted DROP ROLE right.

Generated By

RES and OPT modules.

For Whom

End User.

Notes

None

Remedy

N/A

5623

Message

User or role '%VSTR' does not exist.

Explanation

The user referred to a user or role as %VSTR. That user or role does not exist.

Generated By

RES module.

For Whom

End User.

Notes

None

Remedy

Correct the Teradata SQL statement by using a valid name for the user or role and re-submit the request.

5624

Message

The Branch offset is very long.

Explanation

The query has generated a branch whose displacement is greater than 2^{18} on a SPARCV9 system.

Generated By

GNX module.

For Whom

End User.

Notes

None

Remedy

Run the query in Interpreter mode.

5625

Message

Column "%VSTR" has duplicate values for COMPRESS.

Explanation

The list of compress value defined for a column contains duplicates.

Generated By

SYN modules.

For Whom

End User.

Notes

None

Remedy

Examine and correct the SQL statement to eliminate duplicate compress values.

5626

Message

An invalid role identifier is found in DBC.RoleGrants table.

Explanation

A search of DBC.RoleGrants has found a role id that does not have a corresponding entry in DBC.Roles.

Generated By

MGC module.

For Whom

End User.

Notes

None

Remedy

Contact your support representative.

5627

Message

Column "%VSTR" exceeds system limit for COMPRESS.

Explanation

The list of compress value defined for a column exceeds the maximum column size for the 'compressvaluelist' field in DBC.TVFields table.

Generated By

OPT modules.

For Whom

End User.

Notes

None

Remedy

Reduce the number of compress values for the column.

5628**Message**

Column %FSTR not found in %VSTR.

Explanation

Each column reference in a query with one or more subqueries must refer to a table or view in the FROM clause of the non-correlated subquery in which it is referenced. If not, and the column is qualified with a table or view name, that table or view is implicitly added to the FROM CLAUSE of the current subquery. Prior to Teradata V2R4.1, unqualified column references would also cause a table or view from an outer query block containing that column to be added to the current subquery's FROM clause. As of V2R4.1, if a column reference is unqualified and cannot be found in any of the tables or views at the current non-correlated subquery level, an error is returned indicating the column could not be found. For correlated subqueries, if a column reference in the select expression list is unqualified and can not be found in any of the tables or view in the current correlated subquery level, an error is returned indicating the column couldn't be found. For the unqualified column reference in the correlated condition an error or a warning may be reported depending on the settings of dbs internal parameter CheckCorrColumnRef. This parameter takes three values. N - For the unqualified column reference in the correlated condition, if the column is not found in any of the tables,views in the current correlated subquery level or outer queries an error is reported. W - For the unqualified column reference in the correlated condition, if the column is not found in any of the tables,views in the current correlated subquery level an warning is reported E - For the unqualified column reference in the correlated condition, if the column is not found in any of the tables,views in the current correlated subquery level an warning is reported. The unqualified column %FSTR could not be found in any of the tables or views in the FROM CLAUSE of the query or subquery at the subquery nesting level of the offending column reference. %VSTR is the list of tables and views referenced in the FROM CLAUSE of the query block containing the column reference that could not be resolved.

Generated By

RES modules.

For Whom

End User.

Notes

None

Remedy

Check the spelling of the column name, or see if the table or view in which the column exists is correctly referenced. If the item named in this message is not intended to be a column, but is intended to be data, verify that you are using the correct syntax to specify that data type (eg., alphanumeric constant should be enclosed in quotes). correct as appropriate and re-submit the query.

5630

Message

SAMPLEID must be specified with one or more non-SAMPLEID columns.

Explanation

SAMPLEID must be specified with one or more non-SAMPLEID columns eg: select SAMPLEID, col1, ... from ...;

Generated By

OptBySamp

For Whom

End User.

Notes

None

Remedy

None.

5632

Message

Index analysis log entry is bad.

Explanation

The error occurs when the restart fails to load the analysis status from the log entry in the QCD.AnalysisLog table.

Generated By

Opt modules.

For Whom

End User.

Notes

None

Remedy

Delete the rows from the QCD.AnalysisLog table and submit INITIATE INDEX ANALYSIS statement

5634

Message

The specified workload is too complex for analysis.

Explanation

The number of tables considered by an Index Wizard Analysis cannot exceed 1024.

Generated By

RES modules.

For Whom

End User.

Notes

None

Remedy

Reduce the number of tables by specifying an explicit list of tables in the INITIATE INDEX ANALYSIS|INITIATE PARTITION ANALYSIS statement.Alternatively,reduce the number of queries defined in the specified workload.

5635

Message

Workload is already being analyzed.

Explanation

The workload name specified in the INITIATE INDEX ANALYSIS statement is being analyzed when the user submitted the SQL INITIATE INDEX ANALYSIS statement.

Generated By

RES modules.

For Whom

End User.

Notes

None

Remedy

Either submit a RESTART INDEX ANALYSIS statement if a CHECKPOINT was specified for the original SQL INITIATE INDEX ANALYSIS statement or remove the records for the workload from the AnalysisLog and resubmit the request.

5636

Message

No queries exist in workload ID %VSTR.

Explanation

The workload specified does not contain any associated queries. It is essentially an empty workload.

Generated By

MGC

For Whom

End User.

Notes

None

Remedy

Verify that the queries referenced in the workload exist in the QCD. Missing queries can be attributed to failed INSERT EXPLAIN statements or manual deletion from the QCD. If missing, recapture the queries into the QCD. If all relative queries are present, drop and recreate the failed workload.

5637**Message**

Specified workload does not exist in '%DBID' database.

Explanation

The specified Index Wizard workload does not exist in the specified Query Capture Database.

Generated By

RES modules.

For Whom

End User.

Notes

None

Remedy

Verify the specified workload name.

5638**Message**

No match found for specified tables in the workload '%VSTR'.

Explanation

The tables specified in the Index Wizard Analysis statement are not referenced in any of the queries of the specified Workload. or None of the tables in the specified Index Wizard Analysis statement can be analyzed for new indexes. Certain table types such as Join Indexes and tables with No Primary Index (NOPI) do not qualify for Analysis.

Generated By

RES modules.

For Whom

End User.

Notes

None

Remedy

Verify the specified table names and/or table types.

5639

Message

Request size exceeds Parser limit of 1048500 bytes.

Explanation

The user specified a request that exceeds the specified limit.

Generated By

Parser modules

For Whom

End user

Notes

None

Remedy

The request size in bytes exceeds the limit imposed by the system. Check the request, correct and re-submit.

5640

Message

The QCD version does not match the expected '%VSTR' version.

Explanation

The version of the specified Query Capture Database (QCD) is not supported by the currently running version of the Teradata DBS.

Generated By

Parser

For Whom

End User.

Notes

None

Remedy

Specify a QCD whose version is compatible with the running version of the Teradata DBS Software.

5641**Message**

Conflicting QCD names specified in index validation mode.

Explanation

This error occurs when the QCD does not match with the QCD a name specified in the index validation mode.

Generated By

Parser

For Whom

End User.

Notes

None

Remedy

Use the same QCD name through out the index validation mode.

5642**Message**

Invalid diagnostic level.

Explanation

This error occurs when the DIAGNOSTIC ValidateIndex is specified at a level other than SESSION.

Generated By

Parser

For Whom

End User.

Notes

None

Remedy

Submit the statement with only Session Level

5643

Message

Invalid request in index validation mode. %VSTR

Explanation

The submitted SQL request is not permitted during an index Wizard Validation session. Only the following types of statements are permitted: CREATE | DROP INDEX, CREATE JOIN INDEX, ALTER TABLE, COLLECT STATISTICS , and INSERT EXPLAIN.

Generated By

Resolver

For Whom

End User.

Notes

None

Remedy

Remove the unsupported statement or execute the statement outside of Validation mode. The VSTR may contain additional information about the specific feature that is not permitted.

5644

Message

No match found for specified tables in the request.

Explanation

The table list specified in the WITH STATISTICS FOR <TableList> in the INSERT EXPLAIN SQL statement are not referenced in the request.

Generated By

RES modules.

For Whom

End User.

Notes

None

Remedy

Check the tables, correct the list and resubmit the request.

5645

Message

The value of '%VSTR' supplied is out of range.

Explanation

A user specified parameter for an Index Wizard Analysis statement has a value that is outside the permitted range The VSTR should identify the offending parameter.

Generated By

Parser

For Whom

End-User

Notes

None

Remedy

Correct the parameter value.

5646

Message

User does not match user '%FSTR' who performed the index analysis.

Explanation

The user who restarted the index analysis must be the same as the user who executed the SQL INITIATE INDEX ANALYSIS statement.

Generated By

RES modules.

For Whom

End User.

Notes

None

Remedy

Login as the specified user to restart the index analysis.

5647

Message

Internal error: Data dictionary table UDFInfo in inconsistent state.

Explanation

The information listed in the UDFInfo data dictionary table is inconsistent with the information listed in TVM table. This is an internal error.

Generated By

RES modules.

For Whom

Field Engineer

Notes

None

Remedy

Check the data in UDFInfo and TVM, and correct the problem.

5648

Message

Too many parameters for a function.

Explanation

The maximum number of function parameters is 128. If user has specified over 128 parameters in a create function statement, this error is generated.

Generated By

RES modules.

For Whom

End User

Notes

None

Remedy

Correct the statement and resubmit the request.

5649

Message

The UDF/XSP "%VSTR" is invalid.

Explanation

The UDF/XSP the user is attempting to use is not compatible with the current platform. It must be recompiled first and possibly modified to work on the new platform.

Generated By

RES modules.

For Whom

DBA

Notes

This code can be returned as a warning during the compilation of UDFs after a restore for a function from pre-TD12.0 DBS. The function table header is converted and it must be modified to work on the new platform. This error is returned if the user tries to ALTER COMPILE a UDF/XSP that does not have any source code (for instance if it is defined with an object, a package, or a library file) and the UDF/XSP has been migrated across platforms

Remedy

When reloading a UDF/XSP from an archive onto another platform, the UDF/XSP must be recompiled in order to be run on the new platform. See the ALTER FUNCTION/PROCEDURE statement to recompile the UDF/XSP.

5650

Message

Text size exceeds Parser limit.

Explanation

The user specified a text that cannot fit in one parse tree node.

Generated By

SYN modules that generate tree

For Whom

End user

Notes

None

Remedy

The request may be exceeding some limits the system is imposing. Check the request, correct and re-submit.

5652

Message

A profile already exists with that name.

Explanation

Profile names must be unique amongst profiles.

Generated By

RES or OPD module.

For Whom

End User.

Notes

None

Remedy

Specify a unique profile name and re-submit the request.

5653

Message

Profile '%VSTR' does not exist.

Explanation

The user referred to a profile as %VSTR. That profile does not exist.

Generated By

RES and OPT modules.

For Whom

End User.

Notes

None

Remedy

Correct the Teradata SQL statement by using a valid name for the profile and resubmit the request.

5654

Message

The value for PasswordMinChar exceeds that for PasswordMaxChar.

Explanation

The PasswordMinChar value must not exceed the PasswordMaxChar value.
PasswordMinChar and PasswordMaxChar can be specified in the table SysSecDefaults or via a profile.

Generated By

OPD modules.

For Whom

Site Administrator.

Notes

None

Remedy

Correct the value for PasswordMaxChar or for PasswordMinChar in the table SysSecDefaults or in the profile.

5656

Message

Internal error in UDF/XSP/UDM/UDT/JAR compile task.

Explanation

During the startup of the cuftsk, a problem was found. Or during execution some other error was encountered. Or problem with cufdoudf.

Generated By

CUFTsk, CUFdoUDF

For Whom

Support Representative.

Notes

None

Remedy

If the problem persists, notify your Support Representative.

5658

Message

When Clause is not satisfied

Explanation

This error indicates that the triggered when clause is not is not satisfied. This error is not returned to the user.

Generated By

OPT, GNS, AMP Modeules

For Whom

Internal

Notes

None

Remedy

Please save the traceback and any pertinent information that would help an analyst to reproduce the problem, and contact the Global Support Center.

5659

Message

Table has too many LOB columns.

Explanation

A user table or an internal table (spool file) has too many LOB fields. User defined tables and macros are limited to 32 LOB columns.

Generated By

RES and OPT modules.

For Whom

User.

Notes

None

Remedy

Tables and views cannot be created or modified to have more than 32 LOB columns. Response rows and rows of spool tables used in joins are also restricted.

5660

Message

Cannot create index on LOB columns.

Explanation

Cannot create index on LOB data type.

Generated By

OPD modules.

For Whom

End User.

Notes

None

Remedy

Remove the index on the LOB column.

5661

Message

Cannot collect statistics on LOB column.

Explanation

Cannot collect statistics on LOB data type.

Generated By

OPD modules.

For Whom

End User.

Notes

None

Remedy

Remove the LOB column from the COLLECT STATISTICS statement.

5662

Message

Numeric operation on LOB data type is illegal.

Explanation

LOB data cannot be used in most numeric operations.

Generated By

OPT modules.

For Whom

The End User.

Notes

None

Remedy

Remove the LOB column from the numeric expression.

5663

Message

Numeric operation on LOB data type in column %VSTR is illegal.

Explanation

LOB data cannot be used in most numeric operations.

Generated By

OPT modules.

For Whom

The End User.

Notes

None

Remedy

Remove the LOB column from the numeric expression.

5664

Message

The user cannot perform aggregate operation on LOBs.

Explanation

Aggregate operations are not allowed on LOBs.

Generated By

OPT modules.

For Whom

End User.

Notes

None

Remedy

Rephrase the request and try again.

5665

Message

Ordered Analytical functions can't sort by LOBs.

Explanation

Ordered Analytical functions sort rows before performing aggregation. LOBs can not be used in the sort. If no ORDER BY is specified, then the rows are sorted by all of the columns selected.

Generated By

OPT modules.

For Whom

End User.

Notes

None

Remedy

Add an ORDER BY clause without any LOB columns

5666

Message

LOBs are not allowed in indexes.

Explanation

LOBs are not allowed to be part of an index.

Generated By

OPT modules.

For Whom

End User.

Notes

None

Remedy

Don't use a LOB in an index.

5669

Message

No restart information found for specified index analysis '%VSTR'.

Explanation

There must be an entry in the AnalysisLog table of the specified QCD in case the indicated index analysis must be restarted. This may be due to the following reasons: 1. The SQL INITIATE INDEX ANALYSIS statement did not have any CHECKPOINT clause, hence a RESTART is invalid. 2. The restart record from the AnalysisLog table has been deleted due to some unknown reasons.

Generated By

RES modules.

For Whom

End User.

Notes

None

Remedy

Submit the SQL INITIATE INDEX ANALYSIS statement to restart the analysis Or check the AnalysisLog table to restore the lost record and re-submit the SQL RESTART INITIATE INDEX ANALYSIS statement.

5670

Message

LOBs are not allowed to be sorted.

Explanation

A LOB column must be cast to a non-LOB column to be included in an ORDER BY clause or a sort key.

Generated By

OPT modules.

For Whom

End User.

Notes

None

Remedy

Cast the LOB column to a non-LOB column.

5671

Message

LOBs can not be used in selects containing WITH.

Explanation

LOBs are not allowed to be part of a SELECT containing a WITH clause.

Generated By

OPT modules.

For Whom

End User.

Notes

None

Remedy

Cast the LOB column to a non-LOB column.

5672

Message

LOBs are not allowed in the GROUP BY clause.

Explanation

A LOB column must be cast to a non-LOB column to be included in the GROUP BY clause.

Generated By

OPT modules.

For Whom

End User.

Notes

None

Remedy

Cast the LOB column to a non-LOB column.

5673

Message

A Locator to a LOB is not allowed to be returned in Field Mode.

Explanation

A Locator to a LOB value is not allowed to be returned in Field response mode.

Generated By

OPT modules.

For Whom

End User.

Notes

None

Remedy

Return the LOB inline or use another response mode.

5674

Message

LOBs are not allowed to be selected in Record or Indicator modes.

Explanation

LOBs are not allowed to be selected in Record and Indicator response modes.

Generated By

OPT modules.

For Whom

End User.

Notes

None

Remedy

Use MultipartRecord response mode.

5675

Message

Keep Response must be set to return Locators to LOB values.

Explanation

Keep Response must be set to return Locators to LOB values. If Keep Response is not set, the Locator is invalid.

Generated By

OPT modules.

For Whom

End User.

Notes

None

Remedy

Resubmit the query with Keep Response set.

5677

Message

%VSTR

Explanation

This is an informational message that displays: 1. Whether the statement was fetched from cache 2. Number of cache hits 3. Number of active slots in the cache 4. Number of bad slots in the cache Can be used with 'DIAGNOSTIC CACHEDEBUG'.

Generated By

DIS

For Whom

Diagnostic information

Notes

None

Remedy

Not a problem.

5678

Message

The user is not authorized to assign the default role '%VSTR'.

Explanation

Only the user DBC, or a user granted a role WITH ADMIN OPTION, or a user with an applicable role (current role or a role nested within it) that is granted a role WITH ADMIN OPTION has the right to assign the role as the default role to a user in CREATE USER statement.

Generated By

OPD module.

For Whom

End User.

Notes

None

Remedy

Have an authorized user re-submit the request.

5679**Message**

Exceeded the limit of 64 stratum.

Explanation

Atmost 64 stratum are allowed in stratified sampling

Generated By

OPT modules

For Whom

End-User

Notes

None

Remedy

Reduce the number of stratum defined to less than 64

5680**Message**

Stratified sampling not allowed with triggers.

Explanation

Stratified Sampling is not allowed with triggers

Generated By

OPT modules

For Whom

End-User

Notes

None

Remedy

Remove the reference to stratified sampling in triggers.

5681**Message**

Stratified sampling not allowed in Fast exports/Multiload.

Explanation

Stratified Sampling is not allowed with fast export,multiload etc

Generated By

OPT modules

For Whom

End-User

Notes

None

Remedy

Remove the reference to stratified sampling with fast export/multiload

5682**Message**

User has insufficient SPOOL space.

Explanation

The user tried to give more SPOOL space to a profile than what the user has available.

Generated By

OPD modules.

For Whom

The DBA and the End User.

Notes

None

Remedy

Either decrease the SPOOL space specified for the profile or increase the SPOOL space of the user if possible.

5683

Message

User has insufficient TEMPORARY space.

Explanation

The user tried to give more TEMPORARY space to a profile than what the user has available.

Generated By

OPD modules.

For Whom

The DBA and the End User.

Notes

None

Remedy

Either decrease the TEMPORARY space specified for the profile or increase the TEMPORARY space of the user if possible.

5684

Message

A profile may not be assigned to user DBC.

Explanation

User DBC cannot be assigned any profiles.

Generated By

RES modules.

For Whom

Site Administrator.

Notes

None

Remedy

Check the name of the user to be assigned the profile.

5685

Message

%VSTR is not supported on LOB columns.

Explanation

A LOB column is not allowed in FastExport, FastLoad, MultiLoad.

Generated By

OPH modules (ophexpda, ophlin, ohpedins, ophedupd, opheddel).

For Whom

End User.

Notes

None

Remedy

Remove LOB column in the query.

5686

Message

%VSTR cannot be used on a LOB column.

Explanation

A LOB column can not have these attributes: compress, default, constraint,...

Generated By

OPU modules (opubflds, opdmodta, opuconeq, opuhsheq).

For Whom

End User.

Notes

None

Remedy

Remove LOB column in the query.

5687

Message

REFERENTIAL INTEGRITY is not allowed on LOB columns.

Explanation

A LOB column is not allowed in Referential Integrity.

Generated By

OPU modules (opucldrf).

For Whom

End User.

Notes

None

Remedy

Remove LOB column in the query.

5688

Message

Unwind the stack to the most outer logmark.

Explanation

Unwind the stack for the task to the most outer logmark.

Generated By

mgcexprq

For Whom

Internal only.

Notes

None

Remedy

This operation is only internal to the DBS. When the SqlDrivr (combo) task picks up an abort message while waiting for an express request response, we simply unwind the stack to the most outer logmark which is placed in DisDrivr so that the abort message could be processed right away.

5689

Message

LOBs are not allowed to be compared.

Explanation

LOBs are not allowed to be compared with equals, less than, greater than, etc.

Generated By

OPT modules.

For Whom

End User.

Notes

None

Remedy

Remove the comparison and resubmit.

5690

Message

LOBs are not allowed to be hashed.

Explanation

LOBs are not allowed to be hashed. Some of the scenarios where hashing is required on the selected columns are distinct set operations (UNION, INTERSECT and MINUS), queries with DISTINCT or NORMALIZE clause, etc.

Generated By

OPT modules.

For Whom

End User.

Notes

None

Remedy

Remove the LOB column and resubmit.

5691

Message

Invalid RowId field.

Explanation

Views and derived tables do not have a RowId field.

Generated By

RES Module.

For Whom

End-User

Notes

None

Remedy

Rewrite the query without using the RowId field and re-submit the query.

5693

Message

Too many roles listed in GRANT/REVOKE statement.

Explanation

The maximum number of roles that can be granted or revoked in one statement is 25.

Generated By

RES modules.

For Whom

End User.

Notes

None

Remedy

Separate the statement into two or more statements each granting or revoking no more than 25 roles.

5694

Message

Database specified for function '%VSTR' is ambiguous.

Explanation

The user referenced two different databases in the create function statement.

Generated By

RES modules.

For Whom

End User.

Notes

None

Remedy

Qualify the overloaded function name and specific function name with the same database name, and resubmit the request.

5695

Message

'%VSTR' is not a global temporary trace table.

Explanation

The table specified in the SET SESSION TRACE statement must be a global temporary trace table.

Generated By

RES modules.

For Whom

End User.

Notes

None

Remedy

Change the table reference to a global temporary trace table and resubmit the request.

5696

Message

Invalid AMP Vproc ID specified.

Explanation

User specified an invalid AMP VProc ID in the SET SESSION DEBUG FUNCTION statement.

Generated By

RES modules.

For Whom

End User.

Notes

None

Remedy

Correct the AMP Vproc ID and resubmit the request.

5697

Message

Multi-statement request with USING clause inserting into tables with Identity Column is not allowed.

Explanation

User specified a multi-statement request with USING clause which has insert statements into more than one table with Identity Column.

Generated By

RES module (residcol).

For Whom

End User.

Notes

None

Remedy

Correct the AMP Vproc ID and resubmit the request.

5698

Message

SysSecDefaults table has a zero value for PasswordMinChar/PasswordMaxChar.,=%s

Explanation

The value contained in the column PasswordMinChar must be between 1 and 30. The value contained in column PassWordMaxChar must also be between 1 and 30 and equal to or greater than that in PasswordMinChar.

Generated By

MgcSecOp.

For Whom

Site Administrator.

Notes

None

Remedy

Correct the value for PasswordMaxChar or for PasswordMinChar in the table SysSecDefaults and restart the database.

5699**Message**

Internal error: Could not convert a parse tree into text.

Explanation

Because of an internal problem, the PE has decided the parse tree could not be converted into text format.

Generated By

RES and OPD modules.

For Whom

End User, and System Support Representative.

Notes

None

Remedy

Save a test case, and contact your support representative for an analysis of the error.

5700**Message**

Invalid alternate parcel header sent by the host.

Explanation

The alternate parcel has 2 reserved bytes following the Parcel flavor that must be set to 0. If this is a non-zero Value, this error is reported.

Generated By

Pardrivr, Dispatcher modules

For Whom

End user

Notes

None

Remedy

The reserved bytes in the parcel must be set to 0 and then Re-submitted.

5701

Message

Insufficient memory for workload cache.

Explanation

The maximum amount of workload cache memory has been exceeded during an Index Wizard Analysis or Validation operation.

Generated By

OPU routines.

For Whom

End-User

Notes

None

Remedy

Increase the maximum size of the workload cache by reconfiguring one of the following DBS Control settings: IAMaxWorkloadCache for Analysis statements IVMaxWorkloadCache for Validation statements If the error still persists after increasing these settings to their maximum value, try removing one or more queries from the workload being Analyzed or one or more statements from the Validation session.

5702

Message

Bad kind for workload cache.

Explanation

The kind of the workload cache data structure is not defined.

Generated By

OPU routines.

For Whom

End-User

Notes

None

Remedy

Check the kind, and used a defined one.

5703

Message

QCD schema or data modified.

Explanation

The QCD schema or data has been modified externally

Generated By

MGC routines.

For Whom

End-User

Notes

None

Remedy

Restore the QCD Schema This error appears when the QCD fetch routines expects a row to be there and it is not found.

5704

Message

Cannot BEGIN QUERY LOGGING due to existing rule. Use REPLACE QUERY LOGGING <new options> ON %VSTR to replace.

Explanation

There is a row in the DBQLRuleTbl for this application or user/account. To change attributes, the DBQL rule must be ENDED and another BEGIN issued. If the BEGIN contained a list of users, accounts or applications, this message only indicates that one of the list has a rule. Use `SELECT * FROM DBQLRULES` to determine if others on the list already have a rule in place.

Generated By

opddbql.c

For Whom

End User.

Notes

None

Remedy

REPLACE QUERY LOGGING <new options> ON <user/account/applname> or (END QUERY LOGGING for user/account/applname, issue a new BEGIN QUERY LOGGING command).

5707

Message

DBQL limits must be between 0 and 32,767.

Explanation

For Summary and Threshold limits, the specified values must be greater than zero and less than 32767.

Generated By

opddbql.c

For Whom

End User.

Notes

None

Remedy

Specify a value in the correct range.

5708

Message

Table header size exceeds limit.

Explanation

The table header contains information about each column, the compress values associated with COMPRESS columns, and the partitioning expressions, if any. The table header size has exceeded the maximum permissible limit.

Generated By

gnsmtb,gnsct

For Whom

End User

Notes

None

Remedy

Decrease the number of columns, the number of compress columns or the size of compress columns with non-NULL values and/or simplify the partitioning expressions, if any, and then resubmit the request.

5709

Message

Default value List is too long.

Explanation

Alter table query caused Default value list to exceed the maximum permissible limit.(1MB)

Generated By

Parser

For Whom

End User

Notes

None

Remedy

Decrease the number of Default value columns, or split the ALTER TABLE request into multiple ALTER TABLE requests.

5710

Message

Journal Row Length for Alter Table is too long.

Explanation

An ALTER TABLE query generated a TJ row exceeding the maximum allowable size.

Generated By

Parser

For Whom

End User

Notes

None

Remedy

Decrease number of Compress columns or Default value columns. If this error occurred because of too many Default values, split the alter table query into multiple alter table queries.

5711

Message

PARTITION BY is not allowed.

Explanation

A partitioned primary index is not allowed to be specified for a compressed join index, join index with ORDER BY or hash index.

Generated By

RES modules.

For Whom

End User.

Notes

None

Remedy

Examine the SQL statement and verify that the request is correct. Change the statement to adhere to the partitioned primary index rules and resubmit the request.

5712

Message

UNIQUE is not allowed.

Explanation

For a CREATE TABLE statement, a row partitioned primary index is not allowed to be unique unless all the partitioning columns are included in the set of primary index columns. For an ALTER TABLE statement, UNIQUE may only be specified if the primary index for the table is already unique, there is a unique secondary index on the same set of columns as the primary index, or the table is empty. In addition, a row partitioned primary index may only be specified as UNIQUE if all the partitioning columns are included in the set of primary index columns and altering the primary index columns of a unique primary index to not include all the partitioning columns is only allowed if NOT UNIQUE is specified. If the primary index is altered to be unique and there is a unique secondary index on the same set of columns as the primary index, the unique secondary index is dropped since it is no longer needed.

Generated By

RES modules.

For Whom

End User.

Notes

Use a unique secondary index to define the columns as unique if not all the partitioning columns are included in the set of primary index columns.

Remedy

Examine the SQL statement and verify that the request is correct. Change the statement to adhere to the partitioned primary index rules and resubmit the request.

5713

Message

UNIQUE secondary index is not allowed.

Explanation

For a CREATE TABLE statement, a unique secondary index on the same set of columns as the primary index columns must not be specified when the primary index is partitioned and the set of primary index columns includes all the partitioning columns. For an ALTER TABLE statement, a unique secondary index on the same set of columns as the primary index columns must not exist for the table when the resulting primary index is partitioned and the set of primary index columns includes all the partitioning columns and resulting primary index is not specified to be unique.

Generated By

RES modules.

For Whom

End User.

Notes

For a CREATE TABLE statement, the primary index should be created as UNIQUE instead of including a unique secondary index. For an ALTER TABLE statement, the altered primary index should be specified as UNIQUE (the ALTER TABLE statement automatically drops the unique secondary index). Alternatively, a unique secondary index may be created on the table in a separate CREATE INDEX statement after the CREATE TABLE or ALTER TABLE statement; this allows a table to be subsequently altered to have a unique primary index.

Remedy

Examine the SQL statement and verify that the request is correct. Change the statement to adhere to the partitioned primary index rules and resubmit the request.

5714

Message

Invalid partitioning expression for PARTITION BY.

Explanation

A partitioning expression must be deterministic and based on one or more columns in the table (these columns are called the partitioning columns). Conditional expressions in a partitioning expression which compare character data must not contain columns or expressions using CHARACTER SET KANJI1 or KANJI2S. Expressions and columns referenced in a partitioning expression must not have BLOB, CLOB, or user-defined data

types. It must not contain built-in functions (such as TIME, ACCOUNT, etc.) other than DATE, CURRENT_DATE, and CURRENT_TIMESTAMP. It must also not contain user-defined functions, the RANDOM function, aggregate functions (such as COUNT, AVERAGE, etc.), grouped-row OLAP functions (such as MAVG, MSUM, etc.), attribute functions (BYTES, CHARACTERS, FORMAT, etc.), HASHAMP function, or HASHBAKAMP function. ROWID system-derived columns, PARTITION[#Ln] system-derived columns, set operators, and subqueries are not allowed. Certain uses of EXTRACT, CAST, Teradata conversion, and AT clause are also not allowed when they are not deterministic. The partitioning expression may contain HASHROW and HASHBUCKET functions.

Generated By

RES/OPD/GEN modules.

For Whom

End User.

Notes

Other limits will be exceeded (such as the request text size limit) before this limit is exceeded.

Remedy

Examine the SQL statement and verify that the request is correct. Change the statement to adhere to the partitioned primary index rules and resubmit the request.

5715

Message

PARTITION BY CASE_N defines more than 2147483647 partitions.

Explanation

For a CREATE TABLE or ALTER TABLE statement, a partitioning expression that is the CASE_N function must not define more than 2147483647 partitions.

Generated By

RES modules.

For Whom

End User.

Notes

Other limits will be exceeded (such as the request text size limit) before this limit is exceeded.

Remedy

Examine the SQL statement and verify that the request is correct. Change the statement to adhere to the partitioned primary index rules and resubmit the request.

5716**Message**

PARTITION BY RANGE_N defines more than %VSTR partitions.

Explanation

For a CREATE TABLE or ALTER TABLE statement, a partitioning expression that is the RANGE_N function with INTEGER data type must not define more than 2147483647 partition (including the NO RANGE, UNKNOWN, and NO RANGE OR UNKNOWN partitions if specified). In this case, the value for VSTR is "2147483647". Note that, for 2-byte single-level partitioning, the RANGE_N function cannot not define more than 65533 range partitions (otherwise, it would be 8-byte partitioning). For 2-byte single-level partitioning, the total number of partitions defined can be up to 65535 if both the NO RANGE and UNKNOWN partitions are defined. For a CREATE TABLE or ALTER TABLE statement, a partitioning expression that is the RANGE_N function with BIGINT data type must not define more than 9223372036854775805 range partitions (not including the NO RANGE, UNKNOWN, and NO RANGE OR UNKNOWN partitions). In this case, the value for VSTR is "9223372036854775805 range". Note that, for single-level partitioning, the total number of partitions defined for such a partitioning expression can be up to 9223372036854775807 if both the NO RANGE and UNKNOWN partitions are specified.

Generated By

RES modules.

For Whom

End User.

Notes

Other limits may be exceeded (such as the limit on the number of combined partitions) before this limit is exceeded.

Remedy

Examine the SQL statement and verify that the request is correct. Change the statement to adhere to the partitioned primary index rules and resubmit the request.

5717

Message

Ranges are not constant.

Explanation

For a RANGE_N function, a range value must be a constant expression or * (an asterisk is only allowed in the start of the first range and the end of the last range). Also, a range size value must be a constant expression.

Generated By

RES modules.

For Whom

End User.

Notes

None

Remedy

Examine the SQL statement and verify that the request is correct. Change the statement to adhere to the RANGE_N rules and resubmit the request.

5718

Message

Ranges overlap, are not increasing, or are NULL.

Explanation

Ranges in a RANGE_N function or ALTER TABLE statement must be in increasing order and are not allowed to overlap. A range value or range size must not be NULL. The range sizes in an EACH clause must not all be zeros; otherwise, there would be overlapping ranges.

Generated By

RES and EVL modules.

For Whom

End User.

Notes

None

Remedy

Examine the SQL statement and verify that the request is correct. Change the statement to adhere to the RANGE_N function rules and resubmit the request.

5719**Message**

Both NO RANGE OR UNKNOWN and UNKNOWN clauses may not be specified.

Explanation

In a RANGE_N function or an ALTER TABLE statement, both the NO RANGE OR UNKNOWN and UNKNOWN clauses may not be specified.

Generated By

RES modules.

For Whom

End User.

Notes

None

Remedy

Examine the SQL statement and verify that the request is correct. Change the statement to adhere to the RANGE_N function rules and resubmit the request.

5720**Message**

Both NO CASE OR UNKNOWN and UNKNOWN clauses may not be specified.

Explanation

In a CASE_N function, both the NO CASE OR UNKNOWN and UNKNOWN clauses may not be specified.

Generated By

RES modules.

For Whom

End User.

Notes

None

Remedy

Examine the SQL statement and verify that the request is correct. Change the statement to adhere to the CASE_N function rules and resubmit the request.

5721

Message

BLOB and CLOB data not allowed in function arguments.

Explanation

For a RANGE_N or CASE_N function or in a DROP/ADD RANGE clause of an ALTER TABLE statement, expressions and referenced columns must not have BLOB or CLOB data type.

Generated By

RES modules.

For Whom

End User.

Notes

None

Remedy

Examine the SQL statement and verify that the request is correct. Change the statement to adhere to the RANGE_N and CASE_N function rules and resubmit the request.

5722

Message

Number of range values does not match the number of test values.

Explanation

For a RANGE_N function or an ALTER TABLE statement, the number of range values in a range start or range end must be the same as the number of test values.

Generated By

RES modules.

For Whom

End User.

Notes

None

Remedy

Examine the SQL statement and verify that the request is correct. Change the statement to adhere to the RANGE_N function rules and resubmit the request.

5724

Message

Number of range sizes does not match the number of test values.

Explanation

For a RANGE_N function or an ALTER TABLE, the number of range sizes in an EACH clause must be the same as the number of test values.

Generated By

RES modules.

For Whom

End User.

Notes

None

Remedy

Examine the SQL statement and verify that the request is correct. Change the statement to adhere to the RANGE_N function rules and resubmit the request.

5725

Message

Data type of range size is incompatible for adding to the corresponding range value.

Explanation

For a RANGE_N function or an ALTER TABLE, the data type of a range size in an EACH clause must be compatible for adding to the corresponding range start (after casting the range

start as needed to the data type of the test value). A range size is not compatible for adding to a range start that is an asterisk.

Generated By

RES modules.

For Whom

End User.

Notes

None

Remedy

Examine the SQL statement and verify that the request is correct. Change the statement to adhere to the RANGE_N function rules and resubmit the request.

5726

Message

A range value is an asterisk in other than the first range start or in the last range end.

Explanation

For a RANGE_N function or an ALTER TABLE, a range value may only be an asterisk in the first range start or in the last range end.

Generated By

RES modules.

For Whom

End User.

Notes

None

Remedy

Examine the SQL statement and verify that the request is correct. Change the statement to adhere to the RANGE_N function rules and resubmit the request.

5727

Message

Missing the last range end.

Explanation

For a RANGE_N function or an ALTER TABLE, the last range must specify a range end preceded by the keyword AND.

Generated By

RES modules.

For Whom

End User.

Notes

None

Remedy

Examine the SQL statement and verify that the request is correct. Change the statement to adhere to the RANGE_N function rules and resubmit the request.

5728

Message

Partitioning violation for table %DBID.%TVMID.

Explanation

1) An insert or update occurred to a table whose primary index partitioning definition does not allow that data. Or, 2) an ALTER TABLE statement attempted to alter the primary index partitioning but there are existing rows that are not allowed by the new partitioning expression and a WITH DELETE/INSERT clause was not specified. For rows of a table with a single-level, 2-byte partitioned primary index, there is an implied check constraint of "(CAST((partitioning expression) AS INTEGER)) BETWEEN 1 AND max" where max is 65535 or smaller. The CAST is not included if the partitioning expression is already INTEGER or consists solely of a RANGE_N function. A smaller value for max is used when the partitioning expression consists solely of a RANGE_N or CASE_N function; in that case, max is the number of ranges/partitions defined by the function. Note that if the partitioning expression results in NULL, the constraint is violated. For rows of a table with a multilevel or 8-byte partitioned primary index, there is an implied check constraint of "partitioning_expression_1 IS NOT NULL [AND partitioning_expression_n IS NOT NULL]...". A row that violates this constraint is not allowed to occur in the table and, therefore, cannot be inserted into the table or, for an update, replace a row in the table. Additionally, if an existing

row violates a new partitioning expression and a WITH DELETE/INSERT clause is not specified for the ALTER TABLE statement, the new partitioning cannot be applied. %TVMID indicates the table with the partitioning constraint violation. %DBID indicates the database containing the table.

Generated By

STP modules.

For Whom

End User.

Notes

None

Remedy

For 1), correct the values of the columns referenced in the partitioning expressions and resubmit the request. For 2), alter the table with a new partitioning expressions that allows for all existing rows or use a WITH DELETE/INSERT clause.

5729

Message

The table is not row partitioned.

Explanation

For an ALTER TABLE statement with the REVALIDATE PRIMARY INDEX clause, the specified table must have a partitioned primary index. This clause is not valid for a nonpartitioned primary index.

Generated By

RES modules.

For Whom

End User.

Notes

None

Remedy

Examine the SQL statement and verify that the request is correct. Either submit another request or change the statement to reference a table that does have a partitioned primary index and resubmit the request.

5730

Message

Invalid DROP RANGE WHERE partition condition for level %VSTR.

Explanation

For an ALTER TABLE statement with a DROP RANGE[#Ln] WHERE clause and a single-level partitioned primary index, a partition conditional expression must be a conditional expression that references the system-derived column PARTITION or PARTITION#L1 (but not both) and no other columns. If the table includes an explicit column named PARTITION, PARTITION may not be used in the conditional expression. If the table includes an explicit column named PARTITION#L1, PARTITION#L1 may not be used in the conditional expression. If the table includes explicit columns named PARTITION and PARTITION#L1, this WHERE form may not be specified. For a multi-level partitioned primary index, a partition conditional expression must be a conditional expression that references the system-derived column PARTITION#Ln where n is the default or specified level of the corresponding DROP RANGE[#Ln] and no other columns. If the table includes an explicit column named PARTITION#Ln, this WHERE form may not be used. Note that the system-derived column PARTITION may not be used in the conditional ex-pression.

Generated By

RES modules.

For Whom

End User.

Notes

None

Remedy

Examine the SQL statement and verify that the request is correct. Change the statement to adhere to the partitioned primary index rules and resubmit the request.

5731

Message

DROP RANGE and ADD RANGE for level %VSTR are not allowed; partitioning expression, if any, at that level is not a RANGE_N function or involves comparison of character or graphic data.

Explanation

For an ALTER TABLE statement, DROP RANGE[#Ln] and ADD RANGE[#Ln] clauses are only allowed if the table is partitioned solely with a RANGE_N partitioning expression at the level being altered and: i. Does not involve comparison of character or graphic data. or ii. Involves only special partitions (e.g. NO RANGE, UNKNOWN, NO RANGE OR UNKNOWN).

Generated By

RES modules.

For Whom

End User.

Notes

None

Remedy

Examine the SQL statement and verify that the request is correct. Change the statement to adhere to the partitioned primary index rules and resubmit the request.

5733

Message

DROP RANGE specifies no existing range, part of an existing range, or a nonexistent NO RANGE, NO RANGE OR UNKNOWN, or UNKNOWN partition.

Explanation

For an ALTER TABLE statement, an existing range cannot be partially specified by DROP RANGE. That is, existing ranges must be entirely within the dropped ranges or entirely outside the dropped ranges. Also, at least one existing range must be dropped if ranges are specified to be dropped. If the NO RANGE, NO RANGE OR UNKNOWN, or UNKNOWN partition is specified to be dropped, it must exist.

Generated By

RES modules.

For Whom

End User.

Notes

None

Remedy

Examine the SQL statement and verify that the request is correct. Change the statement to adhere to the partitioned primary index rules and resubmit the request.

5734**Message**

ADD RANGE for level %VSTR overlaps existing ranges or partitions.

Explanation

For an ALTER TABLE statement after applying DROP RANGE[#Ln] and expansion of ranges with EACH clauses, the ranges specified by ADD RANGE[#Ln] must not overlap existing ranges and added partitions must not conflict with or be the same as existing partitions. For example, an UNKNOWN partition may not be added if NO RANGE OR UNKNOWN partition or an UNKNOWN partition is already in the partitioning expression for the table.

Generated By

RES modules.

For Whom

End User.

Notes

None

Remedy

Examine the SQL statement and verify that the request is correct. Change the statement to adhere to the partitioned primary index rules and resubmit the request.

5735**Message**

The primary index columns may not be altered for a nonempty table.

Explanation

For an ALTER TABLE statement, the set of index columns must not be altered for a non-empty table with a primary index or primary AMP index. Also a nonempty table with no primary index
For an ALTER TABLE statement, the set of index columns must not be altered for a nonempty table with a primary index or primary AMP index. Also, a nonempty table with no primary index must not be altered to have a primary index, a nonempty table with a primary index must not be altered to have no primary index, and a nonempty table with no primary index must not be

altered to have a primary AMP index. Note that both an empty and a nonempty table with a primary AMP index may be altered to have no primary index.

Generated By

RES modules.

For Whom

End User.

Notes

None

Remedy

Examine the SQL statement and verify that the request is correct. Change the statement to adhere to the partitioned primary index rules and resubmit the request.

5736

Message

DROP RANGE for level %VSTR removes all ranges.

Explanation

An ALTER TABLE statement with DROP RANGE[#Ln] but without ADD RANGE[#Ln] is attempting to remove all the ranges from the partitioning expression. This is not allowed.

Generated By

OPD modules.

For Whom

End User.

Notes

None

Remedy

Examine the SQL statement and verify that the request is correct. Change the statement to adhere to the partitioned primary index rules and resubmit the request.

5737

Message

Triggers not disabled for %VSTR for an ALTER TABLE.

Explanation

If the %VSTR is the table being altered, any existing delete triggers must be disabled for table %VSTR when WITH DELETE or WITH INSERT option is specified. If %VSTR is the save table, any existing insert triggers must be disabled for table %VSTR when WITH INSERT option is specified.

Generated By

RES modules.

For Whom

End User.

Notes

None

Remedy

Disable or drop the appropriate triggers for the table prior to an attempt to modify or revalidate the primary index of a table.

5738

Message

Invalid save table for an ALTER TABLE.

Explanation

The specified save table is the same as the table being altered or it does not have the same number of columns with compatible data types as the table being altered. This is not allowed.

Generated By

RES modules.

For Whom

End User.

Notes

None

Remedy

Examine the SQL statement and verify that the request is correct. Change the statement to adhere to ALTER TABLE rules and resubmit the request.

5739**Message**

Column %VSTR is a partitioning column and cannot be dropped.

Explanation

A partitioning column cannot be dropped by an ALTER TABLE statement.

Generated By

OPT modules.

For Whom

End User.

Notes

None

Remedy

If the column needs to be dropped, alter the partitioning expression such that the column is not a partitioning column or remove partitioning from the primary index. Then resubmit the ALTER TABLE to drop the column.

5740**Message**

Column %VSTR is a partitioning column and cannot be altered.

Explanation

A partitioning column cannot be modified by an ALTER TABLE statement unless the modification does not change the data type, nullability, or name of the column.

Generated By

OPT modules.

For Whom

End User.

Notes

None

Remedy

If the column needs to be altered, alter the partitioning expression such that the column is not a partitioning column or remove partitioning from the primary index. Then resubmit the ALTER TABLE to alter the column. If desired, the partitioning may then be altered to include the column.

5741

Message

The partitioning column values are mismatched in the UPSERT statement.

Explanation

The user specified different partitioning column values for the UPDATE and the INSERT parts of an UPSERT statement. The same partitioning column values must be used in both parts of an UPSERT statement.

Generated By

GNC Apply.

For Whom

End User.

Notes

None

Remedy

Correct the UPSERT statement and resubmit.

5742

Message

The UPDATE part of the UPSERT does not fully specify values for the partitioning columns.

Explanation

The UPDATE part of the UPSERT statement must fully specify values for all the partitioning columns by specifying an equality constraint on each of the partitioning columns to an expression having the same data type and not containing column references.

Generated By

Parser.

For Whom

End User.

Notes

None

Remedy

Correct the UPSERT statement and resubmit.

5744

Message

System-derived column "%VSTR" not allowed to be updated.

Explanation

The user attempted to update a system-derived column.

Generated By

RES modules.

For Whom

End User.

Notes

None

Remedy

Don't update system-derived columns.

5745

Message

PARTITION cannot be determined due to internal error. Please do not resubmit request.

Explanation

A primary (or fallback if an AMP is down) data row has an invalid internal partition number. Therefore, a valid external partition number cannot be returned for the system-derived column

PARTITION[#Ln]. Because of this internal error, a snapshot dump is taken and the request is aborted.

Generated By

EVL

For Whom

End user and site support representative.

Notes

None

Remedy

Save a test case and contact your support representative for an analysis of the snapshot dump. Additionally, run CHECKTABLE at level 3 to look for other anomalies in the table and, if any, report them to your support representative.

5746

Message

The partitioning expression for level %VSTR is not valid; partitioning expressions for multi-level partitioning must be RANGE_N or CASE_N functions.

Explanation

For a CREATE TABLE or ALTER TABLE statement, if more than one partitioning expression is specified in the PARTITION BY clause, each such partitioning expression must consist solely of either a RANGE_N or CASE_N function. The partitioning expression at the specified level is neither solely a RANGE_N nor CASE_N function. Note that it is not required that the partitioning expressions be all of one form or the other (some could be RANGE_N functions and others CASE_N functions).

Generated By

RES modules.

For Whom

End User.

Notes

None

Remedy

Examine the SQL statement and verify that the request is correct. Change the statement to adhere to the multi-level partitioned primary index rules and re-submit the request.

5747**Message**

The product of the number of partitions at each level exceeds %VSTR.

Explanation

For a CREATE TABLE, if more than one partitioning expression is specified in the PARTITION BY clause, the product of the number of partitions defined by each partitioning expression must not exceed 9223372036854775807. For an ALTER TABLE statement, if more than one new partitioning expression is specified in the PARTITION BY clause or partitioning expressions of a multi-level partitioned table are altered, the product of the number of partitions defined by each new partitioning expression must not exceed 65535 if the table has a 2-byte partitioning and 9223372036854775807 if the table has 8-byte partitioning.

Generated By

RES modules.

For Whom

End User.

Notes

None

Remedy

Examine the SQL statement and verify that the request is correct. Change the statement to adhere to the multi-level partitioned primary index rules and re-submit the request.

5748**Message**

The number of partitions for level %VSTR is less than two.

Explanation

For a CREATE TABLE, if more than one partitioning expression is specified in the PARTITION BY clause, the number of partitions at each level must be at least two. For an ALTER TABLE statement, if more than one new partitioning expression is specified in the PARTITION BY

clause or partitioning expressions of a multi-level partitioned table are altered, the number of resulting partitions at each level must be at least two.

Generated By

RES modules.

For Whom

End User.

Notes

None

Remedy

Examine the SQL statement and verify that the request is correct. Change the statement to adhere to the partitioned primary index rules and resubmit the re-request.

5749

Message

DROP RANGE level %VSTR is not in increasing order.

Explanation

For an ALTER TABLE statement, if DROP RANGE#Ln is specified in other than the first alter partitioning expression clause, n must be at least one more than the default or specified level associated with the preceding alter partitioning expression clause.

Generated By

RES modules.

For Whom

End User.

Notes

None

Remedy

Examine the SQL statement and verify that the request is correct. Change the statement to adhere to the partitioned primary index rules and resubmit the re-request.

5750

Message

ADD RANGE level %VSTR is not in increasing order.

Explanation

For an ALTER TABLE statement, if ADD RANGE#Ln without a DROP RANGE[#Ln] is specified in other than the first alter partitioning expression clause, n must be at least one more than the default or specified level associated with the preceding alter partitioning expression clause.

Generated By

RES modules.

For Whom

End User.

Notes

None

Remedy

Examine the SQL statement and verify that the request is correct. Change the statement to adhere to the partitioned primary index rules and resubmit the re-request.

5751

Message

A table may not have more than one Identity Column.

Explanation

The user tried to create a table with more than one Identity Column, or add an Identity Column to a table that already has one, or add more than one Identity Column.

Generated By

RES module.

For Whom

End User.

Notes

None

Remedy

Modify the CREATE TABLE or ALTER TABLE statement to eliminate multiple Identity Columns and re-submit the request.

5752**Message**

Invalid column attribute, %VSTR, specified for an Identity Column.

Explanation

The user submitted either a CREATE TABLE or ALTER TABLE statement with an illegal attribute for an identity column. An identity column may not be declared with NULLABLE and/or DEFAULT column attributes. In addition, an identity column is not allowed to be foreign key of a referential constraint.

Generated By

SYN/RES module.

For Whom

End User.

Notes

None

Remedy

Modify the CREATE TABLE or ALTER TABLE statement to eliminate the illegal identity column attribute and re-submit the request.

5753**Message**

Numbering for Identity Column %VSTR is over its limit.

Explanation

A system-generated number for an identity column has exceeded its limit set by the column's MAXVALUE/ MINVALUE parameter or, if not specified, by the default limit of the identity column's data type.

Generated By

EXP module.

For Whom

End User.

Notes

None

Remedy

If the data type of the identity column is smaller than DECIMAL(18,0) or NUMERIC(18,0) create a new table with a larger data type for the identity column.

5754

Message

No alias name can be derived/obtained.

Explanation

The Merge-Into statement did not provide valid or derivable alias names.

Generated By

Syn module.

For Whom

End User.

Notes

None

Remedy

Re-submit the query with valid or derivable alias names.

5755

Message

The number of table reference and alias names do not correspond.

Explanation

The Merge-Into statement did not provide a corresponding number of table reference and alias names.

Generated By

Syn module.

For Whom

End User.

Notes

None

Remedy

Re-submit the query with an equal amount of table reference and alias names.

5756

Message

The table reference must be a using descriptor list or SELECT statement.

Explanation

The table reference of a Merge-Into statement was used improperly.

Generated By

Syn module.

For Whom

End User.

Notes

None

Remedy

Re-submit the query with a table reference that is either a using descriptor list or SELECT statement.

5758

Message

The search condition must fully specify the Target table primary index and partition column(s) and expression must match INSERT specification primary index and partition column(s).

Explanation

The search condition must fully specify an equality constraint on the primary index and partition column(s) between the source and target table. Other set of conditions must be ANDed with primary index and partition column conditions. If an expression/column is selected for the target primary index in the INSERT part of the MERGE statement, that expression must be matched with the target primary index on the ON clause. Expression should also not involve a non-deterministic UDF/UDM or RANDOM function

Generated By

Parser.

For Whom

End User.

Notes

None

Remedy

Correct the MERGE statement and resubmit.

5759

Message

The Merge-Into match condition cannot reference a table that is neither a target nor source table.

Explanation

A Merge-Into match condition cannot reference a table that is neither the target nor source table.

Generated By

Opt module.

For Whom

End User.

Notes

None

Remedy

Re-submit the Merge-Into query with a match condition that does not reference any table besides the target or source table.

5760

Message

The SELECT subquery from the table reference must fully specify either a UPI value or else a USI value.

Explanation

The SELECT subquery from the table reference must either specify a Unique Primary Index or Unique Secondary Index. OR The SELECT subquery in the Merge-Into statement contains a SELECT AND CONSUME statement.

Generated By

Opt module.

For Whom

End User.

Notes

None

Remedy

Re-submit the Merge-Into statement with a Select subquery in the table reference that contains either a UPI value or USI value. If SELECT AND CONSUME statement is used in the Select subquery, we will need to correct the query.

5761

Message

The Merge-Into statement cannot be a triggered action.

Explanation

A Merge-Into statement cannot be a triggered action.

Generated By

Res module.

For Whom

End User.

Notes

None

Remedy

Remove any triggers that contains a Merge-Into statement as a triggered action.

5764

Message

String functions like INDEX and TRIM are not allowed on LOBs.

Explanation

String functions like INDEX and TRIM are not allowed on LOBs.

Generated By

OPT modules (optwexp).

For Whom

End User.

Notes

None

Remedy

Cast the LOB as a VARBYTE or VARCHAR.

5765

Message

The LOB datatype is not allowed to be returned in the DatInfo parcel.

Explanation

The LOB datatype is not allowed to be returned in the DatInfo parcel as part of the response to a Prepare ('S' in the Options parcel).

Generated By

Res modules (resbspl).

For Whom

End User.

Notes

None

Remedy

Change the response mode to MultipartRecord and a DataInfoX parcel will be returned.

5766

Message

The Locator is invalid because the response spool has been dropped.

Explanation

The Locator referenced in the SQL statement is not valid because the response spool which generated the locator has been dropped.

Generated By

Dis modules (DisLocValid).

For Whom

End User.

Notes

None

Remedy

Set KeepResp to 'Y' and resubmit the select to create the locator.

5767

Message

The Locator is invalid because this request is in a different transaction.

Explanation

The Locator referenced in the SQL statement is not valid because the Select to fetch the LOB is in a different transaction then the Select that created the locator.

Generated By

Dis modules (DisLocValid).

For Whom

End User.

Notes

None

Remedy

Keep both Selects in the same transaction or create a static Locator (LobSelect = 'S' in the Options parcel).

5768

Message

The Locator is invalid because it has been changed.

Explanation

The Locator referenced in the SQL statement is not valid because it has been changed since it was created.

Generated By

Dis modules (DisLocValid).

For Whom

End User.

Notes

None

Remedy

Don't modify the locator before returning it to the server.

5769

Message

The Locator is invalid due to an internal error.

Explanation

The Locator referenced in the SQL statement is not valid due to an internal error.

Generated By

Dis modules (DisLocValid).

For Whom

System Support Representative.

Notes

None

Remedy

Save all relevant information and notify your support representative.

5770

Message

%VSTR is not allowed on UDT column.

Explanation

UDT column can not have these attributes: compress, default, constraint,...

Generated By

Syntaxer, OPU and OPD modules.

For Whom

End User.

Notes

None

Remedy

Remove UDT column in the query, or rewrite the statement without using the prohibited attribute.

5771

Message

Index not supported by UDT '%TVMID'. %VSTR

Explanation

Indexing is not supported by this UDT.

Generated By

Optimizer, GNS and GNC modules.

For Whom

End User.

Notes

None

Remedy

Rewrite the statement without using indexing on this UDT.

5772

Message

Foreign Key is not allowed on UDT columns.

Explanation

A UDT column is not allowed to be a foreign key.

Generated By

OPU modules.

For Whom

End User.

Notes

None

Remedy

Rewrite the statement without listing UDT column as the foreign key.

5773

Message

The deferred LOB is used more than once by the steps generated. NULL data is not supported for deferred transfer.

Explanation

The deferred LOB is needed more than once by the steps generated. Null is not supported for deferred transfer.

Generated By

Optimizer modules (Optimize).

For Whom

End user

Notes

None

Remedy

Insert the deferred LOB into a table, then reference with a locator. Pass NULL as inline

5774

Message

Invalid data type for Identity Column %VSTR.

Explanation

An identity column may only be of an exact numeric data type. Valid data types are BYTEINT, SMALLINT, INTEGER, DECIMAL(n,0) and NUMERIC(n, 0).

Generated By

SYN module.

For Whom

End User.

Notes

None

Remedy

Modify the CREATE TABLE or ALTER TABLE statement with a valid data type for the identity column and re-submit the request.

5776

Message

The GENERATED ALWAYS Identity Column %VSTR may not be updated.

Explanation

User attempted to update a value of a GENERATED ALWAYS identity column.

Generated By

OPT module.

For Whom

End User.

Notes

None

Remedy

Modify the UPDATE statement accordingly and re-submit the request.

5778

Message

A response buffer of at least 65,000 bytes is needed for a high-performance transfer.

Explanation

A response buffer of at least 65,000 bytes is needed for a high-performance LOB transfer. The query (SELECT ?) with a Locator passed in is usually used for a high performance LOB transfer. The query must also be sent in with MultipartRecord as the response mode.

Generated By

Optimizer modules (OptRet).

For Whom

End user

Notes

None

Remedy

Make the response mode MultipartRecord and the response buffer at least 65,000 bytes.

5780

Message

Cannot DROP a user or database that has DBQL enabled.

Explanation

The user tried to drop a user or database which has rule(s) in the DBQLRules table.

Generated By

OPD modules.

For Whom

The DBA and the End User.

Notes

None

Remedy

Submit END QUERY LOGGING for the all DBQL rules for the user, as shown by `SEL * FROM DBC.DBQLRULES`. Resubmit the DROP USER request.

5781

Message

You cannot collect statistics on more than 32 groups of non-indexed columns.

Explanation

Multiple column statistics are stored as "psuedo" indexes within DBC.Indexes and related internal structures. These structures have limits regarding the total number of indexes for a table and the number of columns within an index. As a result, there is a limit on the number of multiple column statistics that can exist for a given table.

Generated By

OPD modules.

For Whom

End User.

Notes

None

Remedy

Drop any unused statistics on multiple non-indexed columns for the specified table.

5782**Message**

Non-Indexed statistics already exist on the specified set of indexed fields.

Explanation

Statistics were previously collected on the set of columns comprising this index. At the time of this previous collection, the set of columns were not indexed. The existing statistics should be dropped using the COLUMN list syntax and then statistics can be collected on this index.

Generated By

OPD modules.

For Whom

End User.

Notes

None

Remedy

Drop the statistics defined on the set of non-indexed fields.

5783**Message**

DBQL Rule Count has become negative.

Explanation

The user tried to END QUERY LOGGING and the dictionary table DBC.DBQLRULECOUNTTBL will have a negative number of rules.

Generated By

OPD modules.

For Whom

Internal only.

Notes

None

Remedy

The processing of BEGIN and END QUERY LOGGING has been interrupted or failed, and the number of rules in the DBQLRULETBL is not the same as the value in the DBQLRULECOUNTTBL. Administrator may replace the value manually by disabling accessrights.

5784**Message**

Illegal usage of Identity Column %VSTR.

Explanation

User attempted to define an invalid identity column or use an identity column incorrectly. The error is returned if: 1) an identity column is defined as a) part of a composite index b) a join index or hash index c) a primary partition index d) a value-ordered index. 2) the input parameter of an INSERT into identity column is a using field (e.g., :F1) which is part of an expression, e.g. :F1+:F2 or :F1+2. 3) an identity column is defined in a temporary or volatile table. It may only be defined in a permanent table. 4) a USING statement contains multiple INSERT statements that insert into different identity column tables. 5) the input parameter of an INSERT into identity column of type BY DEFAULT is a using field (e.g., :F1) that is being reused in another parameter in the insert statement, e.g. USING(F1 INT, F2 INT) INSERT INTO tab(:F1,:F1);

Generated By

SYN, RES, OPT modules.

For Whom

End User.

Notes

None

Remedy

Modify the statement accordingly and re-submit the request.

5785

Message

Invalid value for Identity Column parameter %VSTR.

Explanation

User specified an invalid value for one of the following identity column parameters: a) If INCREMENT is positive START WITH value is \geq MAXVALUE, b) If INCREMENT is negative START WITH value is \leq MINVALUE, c) MINVALUE value \geq MAXVALUE value d) The absolute value of INCREMENT value $>$ IdColBatchSize value in the DBS Control Record e) INCREMENT BY 0 f) START WITH, MINVALUE, MAXVALUE is not within minimum and maximum values of the data type of the identity column.

Generated By

RES module.

For Whom

End User.

Notes

None

Remedy

Modify the DDL statement accordingly and re-submit the request.

5786

Message

Error analyzing the query %VSTR in the query capture database, %DBID.

Explanation

An unexpected internal error occurred during an Index Wizard Analysis. VSTR is reported in the form 'm:n' where 'm' is the identifier of the query that was being analyzed and 'n' is the specific error code reported by the Optimizer.

Generated By

OPT routines.

For Whom

End-User

Notes

None

Remedy

Report this error to your Teradata support representative. As a workaround, try removing the failing query from the workload and then resubmit the Analysis.

5787

Message

READ OVERRIDE can only be specified for single table operation.

Explanation

This error message is reported when the user attempts to specify the READ OVERRIDE locking modifier for an SQL statement that is not for a single table operation.

Generated By

RES modules.

For Whom

End User.

Notes

None

Remedy

Correct the SQL statement so that it contains only a single table operation.

5788

Message

%VSTR currently does not support Identity Columns.

Explanation

The user tried to: - Fastload or Multiload into a table with an identity column. - Create As with an identity column.

Generated By

RES module.

For Whom

End User.

Notes

None

Remedy

Change the target table into a table without an identity column and re-submit the request.

5789

Message

Value for Identity Column is replaced by a system-generated number.

Explanation

This is only a warning to let the user know that a value specified for a GENERATED ALWAYS identity column was replaced by a system-generated number.

Generated By

Resolver.

For Whom

End User.

Notes

None

Remedy

The message is for information only.

5790

Message

UPSERT on a table with an Identity Column primary index is illegal.

Explanation

If the UPSERT table has an identity column as its primary index, then the UPSERT would be disallowed as it may no longer be a single-AMP operation.

Generated By

OPT module.

For Whom

End User.

Notes

None

Remedy

Do not re-submit the request on the same table.

5792

Message

Invalid operation on table '%VSTR'.

Explanation

This error message is reported when the user attempts to perform an update operation on a table which has been invalidated. This error can also be reported if a single table retrieve is being executed without specifying the READ OVERRIDE locking modifier.

Generated By

RES modules.

For Whom

End User.

Notes

None

Remedy

Validate the table on which update operation has to be performed by executing a DELETE ALL operation on it or by dropping and creating it again. In case a single table retrieve operation is being performed, then specify the READ OVERRIDE locking modifier. The table can also be used after restoring it from backup.

5793

Message

Limit on the number of host variables in USING modifier exceeded of %VSTR

Explanation

User has defined too many host variable in the USING clause. The number of parameters in a USING clause is limited to 2536.

Generated By

GNCSETUP.

For Whom

End User.

Notes

None

Remedy

Modify the parameter list in the USING clause to specify not more than 2540 parameters and resubmit the request.

5794

Message

UDF used in a context not currently supported.

Explanation

A UDF cannot be executed on a PE. There are certain cases where this might happen: 1. used to calculate a unique index hash 2. As an argument to a stored procedure call

Generated By

GNC modules.

For Whom

End User.

Notes

None

Remedy

Correct the SQL statement. Don't use a UDF in a where clause of the type: WHERE UDF(x) = A; Where A is the prime key/index or a unique index column. INSERT INTO T1 (UDF(5),

1); Where UDF(5) represents the calculated value for the PI column. Don't use a UDF as an argument to a stored procedure call: CALL UDFPROC(UDF(1), NUM);

5795

Message

The response step size required for this request exceeds 1 MB.

Explanation

The response step size required for this request exceeded 1 MB, which is the maximum message size that the host can handle. For every request the server sends a set of parcels for the title, format and size of each column to interpret the data sent to the host. All of this information is stored in the response step.

Generated By

gncresp,gncapply,gncmulti modules.

For Whom

End User.

Notes

None

Remedy

Reduce the number of columns being used in the select list for the request and resubmit the request. (Eg: on a 2K column table, instead of specifying "select * from table;" specify "select <required columns> from the table;")

5796

Message

UPDATE on GENERATED ALWAYS Identity Column %VSTR is not allowed.

Explanation

UPDATES on identity columns are permitted for GENERATED BY DEFAULT columns only. This error is generated when a GRANT of UPDATE privilege on a GENERATED ALWAYS identity column is submitted.

Generated By

RES.

For Whom

End User.

Notes

None

Remedy

Do not re-submit the request on the same column.

5797

Message

Hashing not supported for this UDT.

Explanation

An Operation involving hashing was attempted on a UDT which does not support hashing

Generated By

EVL Engine

For Whom

End User

Notes

None

Remedy

If UDT is Opaque Type, then author pertinent hashing DBS support methods

5798

Message

No user-defined CAST%FSTR exists from %VSTR.

Explanation

An Operation involving casting was attempted on a UDT which does not support the source/target entered Or, for SHOW CAST, the UDT specified in the SHOW CAST command does not have any user defined cast to show. Note that we don't show system generated casts.

Generated By

Par Modules

For Whom

End User

Notes

None

Remedy

If UDT is Opaque Type, then author pertinent casting DBS support methods

5799**Message**

Sorting Not Supported For UDT '%TVMID'.

Explanation

An Operation involving sorting was attempted on a UDT which does not support sorting

Generated By

Par/Opt Modules

For Whom

End User

Notes

None

Remedy

If UDT is Opaque Type, then author pertinent ordering/map DBS support methods.

5800**Message**

EXPLAIN option is not ANSI.

Explanation

EXPLAIN is a feature to describe the processes that would be carried out by executing a statement without actual execution.

Generated By

SYN modules.

For Whom

User.

Notes

None

Remedy

If script is to be full ANSI compliant, change the indicated statement.

5801

Message

Multiple statement is not ANSI.

Explanation

A single request has been made that includes more than one SQL statement.

Generated By

SYN modules.

For Whom

User.

Notes

None

Remedy

If script is to be full ANSI compliant, change the indicated statement.

5802

Message

Statement is not ANSI.

Explanation

The statement submitted is not an entry level ANSI statement.

Generated By

SYN modules.

For Whom

User.

Notes

None

Remedy

If script is to be full ANSI compliant, change the indicated statement.

5803

Message

INTERSECT of queries is not in Entry Level ANSI.

Explanation

The statement includes INTERSECT which is not in entry level ANSI.

Generated By

SYN modules.

For Whom

User.

Notes

None

Remedy

If script is to be full ANSI compliant, change the indicated statement.

5804

Message

A FROM clause is required in ANSI Query Specification.

Explanation

A query has been submitted that does not include a FROM clause.

Generated By

SYN modules.

For Whom

User.

Notes

None

Remedy

If script is to be full ANSI compliant, change the indicated statement.

5805

Message

WITH option on SELECT is not ANSI.

Explanation

ANSI does not support WITH in queries.

Generated By

SYN modules.

For Whom

User.

Notes

None

Remedy

If script is to be full ANSI compliant, change the indicated statement.

5806

Message

Empty INSERT list is not ANSI.

Explanation

An insert has been submitted with an empty insert list.

Generated By

SYN modules.

For Whom

User.

Notes

None

Remedy

If script is to be full ANSI compliant, change the indicated statement.

5807

Message

Empty INSERT list entry is not ANSI.

Explanation

An INSERT has been submitted with an empty entry in its insert list.

Generated By

SYN modules.

For Whom

User.

Notes

None

Remedy

If script is to be full ANSI compliant, change the indicated statement.

5808

Message

ANSI DELETE/UPDATE does not permit alias of Table.

Explanation

An UPDATE or DELETE has been issued with an alias on the table.

Generated By

SYN modules.

For Whom

User.

Notes

None

Remedy

If script is to be full ANSI compliant, change the indicated statement.

5809

Message

SET keyword in ANSI UPDATE is required.

Explanation

ANSI UPDATE requires the SET keyword in the syntax.

Generated By

SYN modules.

For Whom

User.

Notes

None

Remedy

If script is to be full ANSI compliant, change the indicated statement.

5810

Message

ALL keyword in DELETE or UPDATE is not ANSI.

Explanation

ANSI does not allow the ALL keyword in DELETE or UPDATE.

Generated By

SYN modules.

For Whom

User.

Notes

None

Remedy

If script is to be full ANSI compliant, change the indicated statement.

5811

Message

MINUS of queries is not in Entry Level ANSI.

Explanation

A query that includes MINUS is not in Entry Level ANSI.

Generated By

SYN modules.

For Whom

User.

Notes

None

Remedy

If script is to be full ANSI compliant, change the indicated statement.

5812

Message

Comparison of Lists is not ANSI.

Explanation

Comparison of lists versus sets of columns is not in ANSI.

Generated By

SYN modules.

For Whom

User.

Notes

None

Remedy

If script is to be full ANSI compliant, change the indicated statement.

5813

Message

COUNT without DISTINCT is restricted to COUNT (*).

Explanation

COUNT [ALL] <expression> is not supported in entry level ANSI.

Generated By

ResName Module.

For Whom

User.

Notes

None

Remedy

If script is to be full ANSI compliant, change the indicated statement.

5814

Message

Operator used is not ANSI.

Explanation

An operator not in ANSI has been used in an expression.

Generated By

SYN modules.

For Whom

User.

Notes

None

Remedy

If script is to be full ANSI compliant, change the indicated statement.

5815

Message

Function is not ANSI.

Explanation

A non-ANSI function has been used in an expression.

Generated By

SYN modules.

For Whom

User.

Notes

None

Remedy

If script is to be full ANSI compliant, change the indicated statement.

5816

Message

DISTINCT on SET operation must be on a column reference.

Explanation

AVG, MAX, MIN, SUM or COUNT has specified DISTINCT and has an argument that is not a column reference.

Generated By

ResName module.

For Whom

User.

Notes

None

Remedy

If script is to be full ANSI compliant, change the indicated statement.

5817

Message

IS [NOT] IN is not ANSI syntax.

Explanation

The syntax used is not ANSI.

Generated By

SYN modules.

For Whom

User.

Notes

None

Remedy

If script is to be full ANSI compliant, change the indicated statement.

5818

Message

Synonyms for Operators or Keywords are not ANSI.

Explanation

A non-ANSI synonym has been used for a Keyword or Operator.

Generated By

SYN modules.

For Whom

User.

Notes

None

Remedy

If script is to be full ANSI compliant, change the indicated statement.

5819

Message

<name> = <expression> is not ANSI syntax in INSERT list.

Explanation

The syntax used is not ANSI.

Generated By

SYN modules.

For Whom

User.

Notes

None

Remedy

If script is to be full ANSI compliant, change the indicated statement.

5820

Message

@ <name> is not ANSI.

Explanation

The syntax is not the ANSI syntax for parameters.

Generated By

SYN modules.

For Whom

User.

Notes

None

Remedy

If script is to be full ANSI compliant, change the indicated statement.

5821

Message

Built-in values DATE and TIME are not ANSI.

Explanation

These values are not supported in ANSI.

Generated By

SYN modules.

For Whom

User.

Notes

None

Remedy

If script is to be full ANSI compliant, change the indicated statement.

5822

Message

CREATE TABLE includes a non-ANSI Option.

Explanation

ANSI does not support an option included in the CREATE TABLE statement.

Generated By

SYN modules.

For Whom

User.

Notes

None

Remedy

If script is to be full ANSI compliant, change the indicated statement.

5823

Message

This form of CREATE TABLE is not ANSI.

Explanation

The CREATE TABLE statement includes non-ANSI syntax.

Generated By

SYN modules.

For Whom

User.

Notes

None

Remedy

If script is to be full ANSI compliant, change the indicated statement.

5824

Message

Constraint name is not in Entry Level ANSI.

Explanation

Entry level ANSI does not support named constraints.

Generated By

SYN modules.

For Whom

User.

Notes

None

Remedy

If script is to be full ANSI compliant, change the indicated statement.

5825

Message

A declared Data Type is not ANSI.

Explanation

A non-ANSI data type declaration has been used.

Generated By

SYN modules.

For Whom

User.

Notes

None

Remedy

If script is to be full ANSI compliant, change the indicated statement.

5827

Message

ALL BUT as privilege designator is not ANSI.

Explanation

Non-ANSI syntax has been used in designating privileges.

Generated By

SYN modules.

For Whom

User.

Notes

None

Remedy

If script is to be full ANSI compliant, change the indicated statement.

5828

Message

PRIVILEGES keyword is required in ANSI.

Explanation

The keyword PRIVILEGES is required in this statement.

Generated By

SYN modules.

For Whom

User.

Notes

None

Remedy

If script is to be full ANSI compliant, change the indicated statement.

5829

Message

A designated Privilege is not ANSI.

Explanation

A non-ANSI privilege has been listed.

Generated By

SYN modules.

For Whom

User.

Notes

None

Remedy

If script is to be full ANSI compliant, change the indicated statement.

5830

Message

ROLLBACK WORK cannot indicate a condition or return text to user in ANSI.

Explanation

ANSI does not support returning a message on ROLLBACK WORK.

Generated By

SYN modules.

For Whom

User.

Notes

None

Remedy

If script is to be full ANSI compliant, change the indicated statement.

5832

Message

LOCKING modifier is not ANSI.

Explanation

ANSI does not support LOCKING modifier.

Generated By

SYN modules.

For Whom

User.

Notes

None

Remedy

If script is to be full ANSI compliant, change the indicated statement.

5833

Message

ANSI INSERT statement requires INTO keyword.

Explanation

INTO keyword is missing in an INSERT statement.

Generated By

SYN modules.

For Whom

User.

Notes

None

Remedy

If script is to be full ANSI compliant, change the indicated statement.

5834

Message

The use of OR in place of comma in a constant list is not ANSI.

Explanation

ANSI does not allow OR in place of a comma.

Generated By

SYN modules.

For Whom

User.

Notes

None

Remedy

If script is to be full ANSI compliant, change the indicated statement.

5835

Message

Type designation on expression is not ANSI.

Explanation

The form <expression>(type) is not ANSI syntax.

Generated By

SYN modules.

For Whom

User.

Notes

None

Remedy

If script is to be full ANSI compliant, change the indicated statement.

5836

Message

Token is not an entry level ANSI Identifier or Keyword.

Explanation

An identifier or keyword is not compliant with entry level ANSI rules.

Generated By

LEXER.

For Whom

User.

Notes

None

Remedy

If script is to be full ANSI compliant, change the indicated statement.

5837**Message**

Hexadecimal constants are not supported in ANSI.

Explanation

This form of constant is not supported in ANSI.

Generated By

LEXER.

For Whom

User.

Notes

None

Remedy

If script is to be full ANSI compliant, change the indicated statement.

5838**Message**

The form used for delineating a comment is not ANSI.

Explanation

The form of commenting a statement used is not ANSI.

Generated By

LEXER.

For Whom

User.

Notes

None

Remedy

If script is to be full ANSI compliant, change the indicated statement.

5839**Message**

Comparisons between numeric and text values not ANSI.

Explanation

A comparison has been made between character and numeric data, which requires implicit data conversion of either character to numeric or numeric to character data. This is not supported in ANSI.

Generated By

Optimizer modules.

For Whom

User.

Notes

None

Remedy

If script is to be full ANSI compliant, change the indicated statement.

5840**Message**

UNIQUE or PRIMARY KEY columns must be NOT NULL in ANSI.

Explanation

A column or columns have been designated UNIQUE or in a PRIMARY KEY, but was not declared as NOT NULL.

Generated By

Optimizer modules.

For Whom

User.

Notes

None

Remedy

If script is to be full ANSI compliant, change the indicated statement.

5841

Message

Non-Unique Indices are not supported in ANSI.

Explanation

A column or columns have been designated as a non-Unique Index.

Generated By

Optimizer modules.

For Whom

User.

Notes

None

Remedy

If script is to be full ANSI compliant, change the indicated statement.

5842

Message

The LIKE operator uses an option not in entry level ANSI.

Explanation

Entry level ANSI restricts the pattern string and the optional escape character to be constants or parameters, and the object compared to be a column.

Generated By

Resolver.

For Whom

User.

Notes

None

Remedy

If the script is to be fully ANSI compliant, change the indicated statement.

5843

Message

Value assigned is wrong type for entry level ANSI.

Explanation

Entry level ANSI does not permit approximate numeric values to be assigned to columns with exact numeric type definitions, or character string values to be assigned to columns which specify character strings of a shorter length.

Generated By

Optimizer procedures

For Whom

User.

Notes

None

Remedy

If the script is to be fully ANSI compliant, change the indicated statement.

5844

Message

Corresponding columns of Set operators must have same type.

Explanation

Entry level ANSI requires corresponding column descriptors for UNION to to be identical.

Generated By

OptRet procedure

For Whom

User.

Notes

None

Remedy

If the script is to be fully ANSI compliant, change the indicated statement.

5845

Message

Hexadecimal Graphic constants are not supported in ANSI.

Explanation

This form of graphic constant is not supported in ANSI.

Generated By

LEXER.

For Whom

User.

Notes

None

Remedy

If script is to be full ANSI compliant, change the indicated statement.

5847

Message

The database '%VSTR' has tables & triggers in different databases.

Explanation

The above error is generated when a user submits a DELETE DATABASE command that contains : 1.Tables with triggers defined in some other database. 2.Triggers that has reference to a table in other database. If the DELETE DATABASE were successfully executed, it would cause Orphan triggers for first case or would results in bogus triggercount in tvn rows (second case). In order to avoid above problems, 1.Prevent the deletion of any database whose table(s) has one or more triggers defined on it and trigger's database is not same as the database to be deleted. 2.Prevent the deletion of any database whose trigger(s) has a reference to table and table database is not same as the database to be deleted.

Generated By

RES, OPD modules(opddelddb)

For Whom

End User or Field Engineer or the concerned site support Representative.

Notes

Find all the triggers that are defined on the tables in the database being deleted by using the following command: SELECT dbase.databasename , triggerstbl.triggername WHERE triggerstbl.SubjectDbId = <DBID>; where <DBID> is the database id of the database being deleted. The database id of the "database being deleted" can be obtained using the following command: SELECT dbase.databaseid WHERE dbase.databasename = <DBName>; where <DBName> is the database name of the database being deleted.

Remedy

Drop all triggers from the above list and then execute the DELETE DATABASE command

5848

Message

Maximum recursion level of triggers has exceeded.

Explanation

Database triggers can be recursive. However, a limit has to be imposed on the number of maximum levels of recursion. If a restriction is not imposed, there can be a resource crunch when user submitted an SQL that fired a chain of recursive triggers.

Generated By

RES modules.

For Whom

End user or Field Engineer or the concerned site support Representative.

Notes

The current maximum Recursion level is 12.

Remedy

None.

5849

Message

INSTEAD OF triggers are not supported.

Explanation

According to the ANSI standards, the INSTEAD OF triggers are not allowed. Hence, these triggers are disabled in the new implementation.

Generated By

SYN, RES modules.

For Whom

End user or Field Engineer or the concerned site support Representative

Notes

The INSTEAD OF triggers were supported in the original implementation of Triggers from V2R3. But to ensure that Triggers are ANSI complaint, the INSTEAD OF triggers are disabled from V2R5.1

Remedy

None.

5850

Message

BEFORE statement triggers are not supported.

Explanation

In the ANSI trigger implementation of V2R5.1 , BEFORE Statement triggers are not allowed.

Generated By

SYN, RES modules.

For Whom

End user or Field Engineer or the concerned site support Representative.

Notes

The BEFORE Statement triggers were supported in the original implementation of triggers from V2R3. But to ensure that triggers are ANSI complaint, the BEFORE Statement triggers are disallowed from V2R5.1

Remedy

To prevent this error message, the application must be modified to use some alternative to the BEFORE Statement trigger. Most likely a BEFORE statement trigger can be replaced by an AFTER trigger.

5853

Message

Cannot specify an account string with a user list

Explanation

A BEGIN QUERY LOGGING statement contains list of users and one or more account. You may specify one user for each account string (or list) in a BEGIN statement, or a list of account strings with the ALL users option.

Generated By

opddbql.c

For Whom

End User.

Notes

None

Remedy

Change the BEGIN QUERY LOGGING statement to indicate one user with one or more accounts, or the keyword ALL with one or more accounts. This may require several BEGIN QUERY LOGGING statements.

5854

Message

The DBQL feature has not been installed.

Explanation

The DBA must run the DIPVIEW script to create the DBQLAccessMacro which is used to provide permission to users to invoke the BEGIN/END QUERY LOGGING command.

Generated By

resolver

For Whom

End User.

Notes

None

Remedy

DBA should run DIP.

5855

Message

Too many Users listed in QUERY LOGGING statement.

Explanation

Only 100 users can be listed in each BEGIN/END QUERY LOGGING command.

Generated By

resolver

For Whom

End User.

Notes

None

Remedy

Limit user list to 100 per statement and create multiple BEGIN QUERY LOGGING or END QUERY LOGGING statements.

5856

Message

Invalid index type in index validation mode.

Explanation

In index validation mode, only NUSI, USI, VOSI and HOSI are allowed.

Generated By

PAR and OPU modules.

For Whom

End User.

Notes

None

Remedy

Only NUSI, USI, VOSI, HOSI are valid in index validation mode.

5858

Message

The locator created and the locator referenced are of different data types.

Explanation

A locator was created for one data type but referenced as another data type.

Generated By

Optimizer Module.

For Whom

End User.

Notes

None

Remedy

When referencing a locator, use the same data type that was used when the locator was created.

5859

Message

A triggered action statement or the WHEN clause cannot reference an Identity Column.

Explanation

The use of an Identity Column in a triggered action statement or the when clause can cause ambiguity when the trigger event is insert into a table with an Identity Column.

Generated By

Resolver

For Whom

End User.

Notes

None

Remedy

Redefine the trigger without referencing an Identity Column in the triggered action statement or the when clause.

5860

Message

Values targeted at the Identity Column are replaced by system-generated numbers.

Explanation

This is only a warning to let the user know that values targeted for a GENERATED ALWAYS identity column are replaced by a system-generated numbers.

Generated By

Resolver.

For Whom

End User.

Notes

None

Remedy

The message is for information only.

5861

Message

LOBs are not allowed to be part of a NOT IN expression.

Explanation

LOBs are not allowed to be part of a NOT IN expression even if the LOB is cast to a non-LOB.

Generated By

Optimizer Module.

For Whom

End User.

Notes

None

Remedy

The query must be re-written. It may be possible to define the LOB column as not nullable and have the query complete.

5862

Message

C/C++ compiler is not installed.

Explanation

Need to have C/C++ language compiler to compile the C code. This message comes when the required language compiler is not installed on at least one node having PE Vproc configured on it in the system. On W2K platform VC++ 6.0 version is the minimum requirement and on other platforms, C/C++ compiler is the minimum requirement.

Generated By

OPU modules.

For Whom

End User and System Support Representative.

Notes

None

Remedy

Contact the system administrator for compiler installation.

5863

Message

Problem encountered during %VSTR phase of %FSTR code.

Explanation

Problem encountered while compiling the 'C' code or linking the object code to build the dll/so. In this error message, VSTR represents the phase, that is, compilation or linking and FSTR represents the file used, that is, 'C' code or object code. This error might occur because of the following reasons: Insufficient disk space, Incorrect libraries used for linking or Incorrect header files.

Generated By

OPU modules

For Whom

End User and System Support Representative.

Notes

None

Remedy

Contact the system administrator if failure is because of space problems or contact the support representative otherwise.

5864

Message

Problem due to improper %VSTR installation.

Explanation

This error gets reported if problem encountered while trying to access C/C++/VC++ compiler or Teradata RDBMS package. VSTR in the error message represents the software currently being accessed, that is, C/C++ compiler or Teradata RDBMS package.

Generated By

OPU modules

For Whom

End User and System Support Representative.

Notes

None

Remedy

Contact the system administrator for support or contact the support representative if problem persists.

5865**Message**

Error opening %FSTR file: %VSTR.

Explanation

This error is reported if problem encountered while trying to open files. VSTR in this error message represents the cause for this failure and FSTR represents the file type (SPL, OBJ or MDS files). Some sample messages, which can appear in place of %VSTR are (1) No such file or directory (2) No space left on device (3) Permission denied

Generated By

TSP/OPU/OPD modules

For Whom

End User and System Support Representative.

Notes

None

Remedy

Contact the system administrator for support or contact support representative if problem persists.

5866

Message

Text is greater than %VSTR after name expansion.

Explanation

This is a general error code message for the Text limits for the text generated by the parser.

Generated By

RES modules.

For Whom

End User.

Notes

None

Remedy

Simplify the query and resubmit the request.

5867

Message

Internal Error: %VSTR.

Explanation

There was a internal error during the compilation or creation of the stored procedure and the request was aborted. Following messages can appear for this error in the error text. 1) Message : Failed to get segment for cufdoudf task. Failed to get segment. Failed to allocate the memory (segget failed). There is an internal error while discarding the segment (segdiscard failed). Failed to create a new process cufdoudf which is used for compiling the generated c file. Unable to get a mailbox from pool(msggetbx failed). Unable to release the mailbox. (msgputbx failed). There is internal error while sending the message(msgtxseg failed). There is internal error while receiving the message (msgrxseg failed).

Generated By

CUF modules CUF, OPU modules. CUF modules. CUF modules. CUF modules. CUF/OPU modules. CUF/OPU modules.

For Whom

End User and System Support Representative. End User and System Support Representative. End User and System Support Representative. End User and System Support Representative.

Support Representative. End User and System Support Representative. End User and System Support Representative. End User and System Support Representative.

Notes

None

Remedy

Retry the test case and contact the support representative, if the problem persists. 2) Message : Error during discarding the segment. Retry the test case and contact the support representative, if the problem persists. 3) Message : Error spawning cufdoudf process. Retry the test case and contact the support representative, if the problem persists. 4) Message : Error occurred during creation of mailbox. Retry the test case and contact the support representative, if the problem persists. 5) Message : Error occurred while releasing the mailbox. Retry the test case and contact the support representative, if the problem persists. 6) Message : One of the following messages are possible. Error occurred while requesting C file. Error occurred while sending compileOK message to parser. Error occurred while sending C file Error occurred while sending Object file Error occurred while requesting Object file. Error occurred while sending Acknowledgement to parser Retry the test case and contact the support representative, if the problem persists. 7) Message : One of the following messages are possible: Error occurred while receiving the C file in CufDoUDF. Error while receiving request for c file in CufTsk. Error while receiving request for Object file in CufTsk. Error occurred while receiving the Object file. Retry the test case and contact the support representative, if the problem persists.

5873

Message

Extended Grouping not allowed with Teradata Specific Ordered Analytical Functions.

Explanation

Extended Grouping specification can not be combined with V2R3 Teradata specific Ordered Analytical Functions.

Generated By

Opt modules.

For Whom

End User.

Notes

None

Remedy

Use correct specification.

5874

Message

Extended Grouping request is too large.

Explanation

A limit for Extended Grouping specification has reached. 1. max of 191 column references 2. max of 20 columns in the CUBE operation

Generated By

Opt modules

For Whom

End User.

Notes

None

Remedy

Modify query to reduce number of grouping columns.

5875

Message

Invalid usage of UDF/UDM in an SPL statement in stored procedure.

Explanation

UDF's/UDM's can not be used within SPL statements only SQL statements can have UDF's/UDM's within it.

Generated By

RES modules.

For Whom

End User

Notes

None

Remedy

Modify the stored procedure definition such that not to have UDF/UDM in SPL statements and resubmit the request.

5876

Message

Ordered Analytical Functions not allowed in HAVING Clause.

Explanation

Ordered Analytical Functions not allowed in HAVING clause

Generated By

Opt modules

For Whom

End User.

Notes

None

Remedy

N/A

5877

Message

Load utility version is incompatible with Identity Column load.

Explanation

The user tried to use a 7.0 or earlier version of Fastload or Multiload to load a table with an identity column primary index.

Generated By

RES module.

For Whom

End User.

Notes

None

Remedy

Change the target table into a table without an identity column primary index, or use a 7.1 or later load utility and re-submit the job.

5878

Message

Parser detected an abort.

Explanation

Parser detected an abort and reports this error. reporting this error will be useful in sending a step to dispatcher so that dispatcher initiates the stored procedure abort.

Generated By

mgcexprq

For Whom

It is for internal purpose to send a step to dispatcher.

Notes

None

Remedy

None. It is expected when an abort is detected.

5879

Message

Invalid Partition field.

Explanation

Views and derived tables do not have a Partition field.

Generated By

RES Module.

For Whom

End-User

Notes

None

Remedy

Rewrite the query without using the Partition field and re-submit the query.

5880

Message

Concurrent change conflict on stored procedure -- try again.

Explanation

During altering the stored procedure, another concurrent session had changed the stored procedure.

Generated By

OPT modules.

For Whom

End User.

Notes

None

Remedy

Resubmit the transaction.

5881

Message

CLOBs can only be converted to CHAR or VARCHAR.

Explanation

A CLOB data type can only be converted to a CHAR or VARCHAR data type.

Generated By

Optimizer Module.

For Whom

End User.

Notes

None

Remedy

None.

5882

Message

Invalid SET statement in the triggered action.

Explanation

(a) The SET statement syntax should be: SET <column-1> = <expression-1>; Where <column-1>, <column-2> are columns of the Subject Table on which the BEFORE row trigger is defined and <expression-1>, <expression-2> are scalar expressions. The SET statement can only be specified in definition of a Trigger. If it is used else where, this error message is generated. (b) Any syntactic or semantic errors in the SET statement.

Generated By

RES, SYN modules.

For Whom

End user or Field Engineer or the concerned site support Representative

Notes

SET Statement can only be specified either in a CREATE TRIGGER or in a REPLACE TRIGGER statement.

Remedy

None.

5883

Message

Random Amp Sampling timed out.

Explanation

A time out occurred while waiting for response message from the AMPs which is posted to the event log.

Generated By

mgc modules.

For Whom

End User.

Notes

None

Remedy

Either the system has been very busy or there could be some problem within the system. The system switches to default one AMP sampling and recovers from the error. If the problem persists, please contact the system support representative with all details.

5884

Message

Invalid Random AMP Sampling type found.

Explanation

An invalid Random AMP sampling type was found during processing which is posted in the event log.

Generated By

mgc modules.

For Whom

Database Administrator.

Notes

None

Remedy

The system has detected an internal error while processing. It recovers from the error by switching to default one AMP sampling. Please contact the system support representative with all details.

5885**Message**

Invalid Random AMP Sampling express request.

Explanation

An invalid Random AMP sampling express request type was detected and is posted in the event log.

Generated By

mgc modules.

For Whom

Database Administrator.

Notes

None

Remedy

The system has detected an internal error while processing. It recovers from the error by switching to default one AMP sampling. Please contact the system support representative with all details.

5886**Message**

Invalid AMP Response received.

Explanation

An invalid AMP response was received during random amp sampling and is posted in the event log.

Generated By

mgc modules.

For Whom

Database Administrator.

Notes

None

Remedy

The system has detected an internal error while processing It recovers from the error by switching to default one AMP sampling. Please contact the system support representative with all details.

5887

Message

Internal error encountered in random amp sampling.

Explanation

An internal error was encountered during random amp sampling.

Generated By

mgc modules.

For Whom

Database Administrator.

Notes

None

Remedy

The system has detected an internal error while processing It recovers from the error by switching to default one AMP sampling. Please contact the system support representative with all details.

5888

Message

Switching to default one amp sampling.

Explanation

The system is switching from a multiple AMP sampling mode to single AMP sampling mode due to some internal error in the system.

Generated By

mgc modules.

For Whom

Database Administrator.

Notes

None

Remedy

This is an informative message. If this persists, please contact your system support representative with all the details.

5889

Message

Problem encountered while sending messages to multiple AMPs during multi amp sampling.

Explanation

The system encountered an error while sending message to multiple AMPs during multiple AMP sampling.

Generated By

mgc modules.

For Whom

Database Administrator.

Notes

None

Remedy

The system automatically switches to default one AMP sampling. Please contact your system support representative with all the details.

5890

Message

An invalid user-defined QITS column was defined.

Explanation

The user-defined QITS must be the first column of the CREATE TABLE syntax and be defined with the attributes: `TIMESTAMP(6) NOT NULL DEFAULT CURRENT_TIMESTAMP(6)`.

Generated By

RES modules.

For Whom

End User.

Notes

None

Remedy

Omit those options and resubmit statement.

5891

Message

An invalid queue table creation or alter was supplied.

Explanation

This error message is returned when: a) The CREATE TABLE or ALTER TABLE statement contains an option, or specification, that is not valid for queue tables. The following variations are not allowed for queue tables: - Dropping the QITS column, - LOB data type column, - Lob UDT data type column, - GLOBAL TEMPORARY clause, - VOLATILE clause, - UNIQUE, or PRIMARY KEY, clause for the QITS column, - SET is specified or defaulted and the QITS is the only column, - PARTITION BY clause, - BEFORE/AFTER JOURNAL clause, - or the AS clause, - Changing the NOT NULL attribute of the QITS column, - Changing the DEFAULT attribute of the QITS column. b) Queue table is created with sparse map.

Generated By

Syntaxer modules.

For Whom

End User.

Notes

None

Remedy

Remove the invalid option from the CREATE TABLE or ALTER TABLE statement.

5892

Message

An invalid statement was performed on a Queue Table.

Explanation

A particular statement may not be performed on a queue table. The following statements are not allowed for queue tables: - CREATE/REPLACE TRIGGER, - CREATE/REPLACE VIEW, - CREATE/ALTER REPLICATION GROUP, - CREATE/DROP HASH INDEX, - CREATE/DROP JOIN INDEX, - CREATE INDEX used to create a USI on the QITS column.

Generated By

Resolver modules.

For Whom

End User.

Notes

None

Remedy

Remove the invalid statement.

5893

Message

An invalid option for SELECT AND CONSUME TOP was supplied.

Explanation

The SELECT AND CONSUME TOP clause contains one of the following options that are not valid. - The PERCENT option exists, - The WITH TIES option exists, - The integer value is other than one.

Generated By

Syntaxer modules.

For Whom

End User.

Notes

None

Remedy

Remove the invalid option from the SELECT AND CONSUME TOP clause and resubmit the SELECT statement.

5894

Message

The SELECT AND CONSUME statement is not referencing a queue table.

Explanation

The table in the SELECT AND CONSUME statement is not a queue table.

Generated By

RES modules.

For Whom

End User.

Notes

None

Remedy

Change the statement to reference a queue table.

5895

Message

A function, operator, or expression involving the SELECT AND CONSUME statement is invalid.

Explanation

A function, operator, or expression involving the SELECT AND CONSUME statement is invalid for one of the following reasons: - an aggregate (e.g., SUM, COUNT) function is specified, - an ordered analytical function is specified, - a UNION set operator is specified, - a MINUS/EXCEPT operator is specified, - a INTERSECT operator is specified.

Generated By

Resolver modules.

For Whom

End User.

Notes

None

Remedy

Remove the invalid expression from the SELECT AND CONSUME statement and resubmit the statement.

5896

Message

Multiple SELECT AND CONSUME statements in a request is not allowed.

Explanation

The multi-statement request contains more than one SELECT AND CONSUME or INSERT ... SELECT AND CONSUME statements. This is not allowed even if the statements reference different queue tables.

Generated By

RES modules.

For Whom

End User.

Notes

None

Remedy

Split the request into multiple requests.

5897

Message

The utility does not support queue tables.

Explanation

FastLoad, MultiLoad, and FastExport utilities do not support queue tables. The Teradata Warehouse Builder Load, Update, and Export Operators are also not supported.

Generated By

RES modules.

For Whom

End User.

Notes

None

Remedy

Load, or unload, the table with SQL statements.

5898

Message

An updatable cursor is not allowed on select and consume.

Explanation

Teradata does not allow updatable cursor on Select and Consume statement.

Generated By

Res modules.

For Whom

End User.

Notes

None

Remedy

Do not use updatable cursor on Select and Consume.

5899

Message

A queue table may not be referenced.

Explanation

The CREATE TABLE or ALTER TABLE statement contains a REFERENCES clause for a queue table.

Generated By

Syntaxer modules.

For Whom

End User.

Notes

None

Remedy

Remove the invalid option from the CREATE TABLE or ALTER TABLE statement.

5900

Message

A replication group already exists with that name.

Explanation

Replication group names must be unique.

Generated By

RES or OPD module.

For Whom

End User.

Notes

None

Remedy

Specify a unique replication group name and re-submit the request.

5901

Message

Replication Group '%VSTR' does not exist.

Explanation

The user referred to a replication group as %VSTR. That replication group does not exist.

Generated By

RES modules.

For Whom

End User.

Notes

None

Remedy

Correct the Teradata SQL statement by using a valid name for the replication group and resubmit the request.

5904

Message

Replication group does not have the appropriate status for this RDDDL statement.

Explanation

Each RDDDL statement has its own rule about the replicated group status. To alter a replication group, its status must not be "Terminated". To drop a replication group, its status must be null, suspended or terminated. If the replication group does not have the appropriate status, then an error is returned.

Generated By

RES modules.

For Whom

End User.

Notes

None

Remedy

Make sure the replication group status is valid for the particular RDDDL statement.

5905

Message

Invalid replication group ID specified.

Explanation

The RCT submitted an internal replication statement using an invalid replication group ID.

Generated By

RES modules.

For Whom

RCT/End User.

Notes

None

Remedy

Correct the internal replication statement by using a valid ID for the replication group and resubmit the request.

5906

Message

Concurrent change conflict on replication group -- try again.

Explanation

During processing of the user's transaction, another user changed the replication group.

Generated By

OPD modules.

For Whom

End User.

Notes

None

Remedy

Resubmit the transaction.

5907

Message

Table list may not be specified for the RDDL statement.

Explanation

Table list may not be provided for the Initiate, Terminate, Fail or Reconnect RDDL statements by the RCT.

Generated By

RES modules.

For Whom

RCT.

Notes

None

Remedy

Check table list.

5908

Message

Table does not belong to the replication group.

Explanation

The specified table does not belong to the replication group.

Generated By

RES modules.

For Whom

RCT.

Notes

None

Remedy

Check the specified table.

5909

Message

Replicated tables for change data apply may not contain identity columns.

Explanation

Replicated tables for change data apply may not contain identity columns.

Generated By

RES modules.

For Whom

End User/RCT.

Notes

None

Remedy

Drop the identity columns and resubmit the request.

5910

Message

A table cannot be referenced more than once in a replication DDL statement.

Explanation

A table cannot be referenced more than once in a create or alter replication group statement.

Generated By

RES modules.

For Whom

End User.

Notes

None

Remedy

Correct and re-submit the statement.

5916

Message

ALL, EXTERNAL, or NULL keyword in SET ROLE is non ANSI.

Explanation

ANSI does not allow the ALL, EXTERNAL or NULL keyword in the SET ROLE statement.

Generated By

SYN modules.

For Whom

User.

Notes

None

Remedy

If script is to be full ANSI compliant, change the indicated statement.

5920

Message

Select and consume: '%VSTR'.

Explanation

The request contains a syntax error. '%VSTR' identifies the syntax problem.

Generated By

Resolver modules.

For Whom

End User.

Notes

This error message is used as a generic message to catch various syntax errors in the SELECT AND CONSUME request.

Remedy

Correct the syntax and resubmit the request.

5921

Message

A SELECT AND CONSUME statement cannot be combined with a Update/Delete/UpSert/Merge statement in a request.

Explanation

The multi-statement request contains UPDATE/DELETE/UPSERT/MERGE combined with SELECT AND CONSUME statements and they are referring to the same queue table.

Generated By

RES modules.

For Whom

End User.

Notes

None

Remedy

Split the request into multiple requests.

5922

Message

A SELECT AND CONSUME statement must use non-LOB transforms for UDTs.

Explanation

To SELECT AND CONSUME UDTs and CDTs such as JSON, XML and ST_GEOMETRY from Queue Table, non-LOB transforms such as VARCHAR / VARBYTE needs to be used.

Generated By

OPT modules.

For Whom

End User.

Notes

None

Remedy

Logon with a user with non-LOB transforms settings to SELECT AND CONSUME the row.

5930

Message

External role '%VSTR' may not be granted in the database.

Explanation

An external role may only be granted (assigned) to users in the Directory. It may not be granted in the database.

Generated By

RES module.

For Whom

End User.

Notes

None

Remedy

Assign the external role in the Directory.

5931

Message

Illegal operation on EXTUSER.

Explanation

SQL statements may not reference EXTUSER.

Generated By

RES module.

For Whom

End User.

Notes

None

Remedy

Replace EXTUSER with a valid user/database and re-submit request.

5932

Message

EXTUSER logon may only be directory-based.

Explanation

Logon name of EXTUSER may only be used for directory-based logon.

Generated By

SES module.

For Whom

End User.

Notes

None

Remedy

Change to a valid logon name.

5933

Message

Role being dropped is not an external role.

Explanation

An external role may be dropped by a DROP EXTERNAL ROLE statement, but not a DROP ROLE statement.

Generated By

OPD module.

For Whom

End User.

Notes

None

Remedy

Add EXTERNAL keyword and re-submit request.

5934

Message

Role being dropped is an external role.

Explanation

DROP EXTERNAL ROLE may not be used to drop a database role. Use DROP ROLE statement instead.

Generated By

OPD module.

For Whom

End User.

Notes

None

Remedy

Remove the EXTERNAL keyword and re-submit request.

5935

Message

External user has not been assigned a default database.

Explanation

An external user's default database is taken from the profile assigned to him/her. If one is not specified in the profile, or no profile is assigned in the directory to the user, then this error message is returned.

Generated By

RES module.

For Whom

End User.

Notes

None

Remedy

Specify a default database in the external user's profile, or use the DATABASE statement to specify a default database.

5936

Message

External role '%VSTR' was not assigned to user.

Explanation

The specified external role was not assigned to the user in the Directory.

Generated By

OPD module.

For Whom

End User.

Notes

None

Remedy

Specify a role that was either assigned to the user in the Directory, or granted to the user in the Database.

5937

Message

An OUT parameter can not be used as source of data.

Explanation

An OUT parameter cannot be used as a source of data. Data can only be assigned to it.

Generated By

Resolver.

For Whom

End User.

Notes

None

Remedy

Change the paramter type or use a variable/input parameter in the statement and recreate the stored procedure.

5938

Message

.ALL keyword in SELECT is not ANSI.

Explanation

ANSI does not allow the .ALL keyword in SELECT

Generated By

SYN modules.

For Whom

User.

Notes

None

Remedy

If script is to be full ANSI compliant, change the indicated statement.

5939

Message

Invalid usage of SELECT INTO in a subquery.

Explanation

A Select-Into statement cannot be specified in a subquery.

Generated By

Resolver.

For Whom

End User.

Notes

None

Remedy

Change the query and recreate the stored procedure.

5940

Message

Excessively complex expression.

Explanation

Parser detected a complex query. If the expression is processed, the parser may run out of the stack space or can cause DBC crash. Possible reason could be * an IN LIST condition with many char strings not separated by commas or a single insert trying to insert many char strings which actually require an insert for each string. * The query is too complex and is taking more than the allowed stack space.

Generated By

RES modules during expression resolution. or GNX module during compiled code generation phase.

For Whom

End User.

Notes

None

Remedy

Correct the condition and resubmit.

5941

Message

Problem encountered while receiving messages from multiple AMPs during multi amp sampling.

Explanation

The system encountered an error while receiving messages from multiple AMPs during multiple AMP sampling.

Generated By

mgc modules.

For Whom

Database Administrator.

Notes

None

Remedy

The system automatically switches to default one AMP sampling. Please contact your system support representative with all the details.

5942

Message

Maximum deadlock retries limit reached during multi amp sampling on a AMP.

Explanation

Whenever the system encounters a deadlock response from an amp during sampling, it does retries on that AMP to get the data. If the maximum number of retries is reached, it then post this error message in the event log. This could generally happen if the system is too busy.

Generated By

mgc modules.

For Whom

Database Administrator.

Notes

None

Remedy

The system automatically switches to default one AMP sampling. If the above symptom persists, please contact your system support representative with all the details.

5943

Message

External user has the same name as a permanent user.

Explanation

A directory-based logon must not specify a permanent user.

Generated By

SES module.

For Whom

End User.

Notes

None

Remedy

Resolve user name conflict.

5944

Message

Partition Expression can't be altered due to partition statistics.

Explanation

Partition Expression can't be altered when the partition stats exists.

Generated By

OPD module.

For Whom

End User.

Notes

None

Remedy

Drop the partition statistics or multi-column stats involving partition column before attempting to alter the partitioning expression.

5945

Message

Partition Statistics are not allowed on Temporary Tables.

Explanation

Partition Statistics are not allowed on global or volatile temporary tables.

Generated By

OPD module.

For Whom

End User.

Notes

None

Remedy

Change the request to adhere to the partition statistics rules and resubmit the request.

5947

Message

Authorization does not exist. Check output for possible warnings encountered in compiling UDF/XSP.

Explanation

There are two warning messages combined in this warning code. 1) During the creation of a UDF/XSP, a problem was found during compilation. Compilation warnings exist. The UDF/XSP was created despite the errors. 2) The authorization being referenced in the UDF/XSP has not been created yet.

Generated By

CUFTsk

For Whom

UDF/UDT/XSP developer

Notes

None

Remedy

Check the compile errors returned with this error.

5948

Message

Cannot alter the protection mode of an UDF/XSP that specifies an external security clause.

Explanation

It is not possible to convert an UDF/XSP that specifies an external security clause to run in NOT PROTECTED mode, such that this statement will result in an error.

Generated By

Resolver

For Whom

UDF/UDT/XSP/AUTH developer

Notes

None

Remedy

Do not submit the statement.

5949

Message

DROP RANGE level %VSTR exceeds the current number of partitioning levels.

Explanation

For an ALTER TABLE statement, the default or specified level of a DROP RANGE[#Ln] must not exceed the number of partitioning expressions currently defined for the primary index of the table.

Generated By

RES modules.

For Whom

End User.

Notes

None

Remedy

Examine the SQL statement and verify that the request is correct. Change the statement to adhere to the partitioned primary index rules and resubmit the re-request.

5950

Message

ADD RANGE level %VSTR exceeds the current number of partitioning levels.

Explanation

For an ALTER TABLE statement, the default or specified level of a ADD RANGE[#Ln] must not exceed the number of partitioning expressions currently defined for the primary index of the table.

Generated By

RES modules.

For Whom

End User.

Notes

None

Remedy

Examine the SQL statement and verify that the request is correct. Change the statement to adhere to the partitioned primary index rules and resubmit the re-request.

5951

Message

Specified ADD RANGE level %VSTR is not the same as level %FSTR for the corresponding DROP RANGE.

Explanation

For an ALTER TABLE statement, if ADD RANGE#Ln is specified with a DROP RANGE[#Ln] in an alter partitioning expression clause, n must specify the same level as the default or specified level of that DROP RANGE[#Ln].

Generated By

RES modules.

For Whom

End User.

Notes

None

Remedy

Examine the SQL statement and verify that the request is correct. Change the statement to adhere to the partitioned primary index rules and resubmit the re-quest.

5952

Message

WITH DELETE specified without a DROP RANGE.

Explanation

For an ALTER TABLE statement, if WITH DELETE is specified when altering partitioning expressions, at least one partitioning expression must be altered with a DROP RANGE[#Ln]. That is, WITH DELETE is not allowed when only adding ranges.

Generated By

RES modules.

For Whom

End User.

Notes

None

Remedy

Examine the SQL statement and verify that the request is correct. Change the statement to adhere to the partitioned primary index rules and resubmit the re-request.

5953**Message**

WITH INSERT specified without a DROP RANGE.

Explanation

For an ALTER TABLE statement, if WITH INSERT is specified when altering partitioning expressions, at least one partitioning expression must be altered with a DROP RANGE[#Ln]. That is, WITH INSERT is not allowed when only adding ranges.

Generated By

RES modules.

For Whom

End User.

Notes

None

Remedy

Examine the SQL statement and verify that the request is correct. Change the statement to adhere to the partitioned primary index rules and resubmit the re-request.

5954**Message**

Internal error: Inconsistency in the PPI descriptor of the table header.

Explanation

While checking a table header for the specified table, inconsistencies were found in the PPI descriptor.

Generated By

DBS, CheckTable, Ferret.

For Whom

System Support Representative.

Notes

None

Remedy

Save all information and contact your support representative. ALTER TABLE with the REVALIDATE PRIMARY INDEX option may correct the problem.

5955

Message

Warning: Table headers have been revalidated but correct partitioning of the rows needs to be verified.

Explanation

While revalidating a table header for the specified table during an ALTER TABLE that defines new partitioning expression using DROP/ADD RANGE or during an ALTER TABLE with REVALIDATE PRIMARY option but no WITH option, the table headers for the table were corrected but the rows may be inconsistently partitioned per the updated table headers. If so, queries that are executed with partition elimination may get wrong results. This warning indicates the table header for the table was created in an earlier release with a partitioned primary index where one or more of the partitioning expressions were nondeterministic (contained time or timestamp constants without time zone, or AT LOCAL clause) or that some internal error occurred to cause an inconsistency in the table headers.

Generated By

Opt.

For Whom

End User and System Support Representative.

Notes

This is a warning but it is important to follow the instructions in the following remedy to make sure the rows are correctly partitioned.

Remedy

It is recommended that you contact your System Support Representative to assist in applying this remedy. Run the following query to verify if rows are correctly partitioned: SELECT COUNT(*) AS "TOTAL ROWS", SUM(CASE WHEN PARTITION#L1<>partitioning_expression_1 OR

PARTITION#L2<>partitioning_expression_2 OR ... OR
 PARTITION#Ln<>partitioning_expression_n THEN 1 ELSE 0 END) AS "ROWS
 INCORRECTLY PARTITIONED" FROM table_name; If the number of rows incorrectly
 partitioned is zero, no further action is necessary. If the number of rows incorrectly partitioned
 is significantly less than the total number of rows (less than 1%) or the table is small, submit
 an ALTER TABLE table_name REVALIDATE PRIMARY INDEX WITH DELETE/INSERT
 statement to correctly partition the rows (use the WITH INSERT option if it is desired to capture
 any rows that may be deleted if they do not belong to any partition). If there are too many
 rows incorrectly partitioned, recreating the table and re-populating will probably be more
 efficient. The rows for the original table can be insert-selected from the original table into the
 new table or if there is not enough space on the system, the new table may be re-populated
 from a backup.

5956

Message

A range start or end must not specify leap seconds.

Explanation

In RANGE_N function, a range start or end(a constant expression) must not result in a time
 or timestamp value that specifies leap seconds (that is, seconds is greater than 59.999999).
 Note that a range ending with seconds of 59.999999 includes test values with leap seconds.

Generated By

OPT module.

For Whom

End User.

Notes

None

Remedy

Change the range start or end to not specify leap seconds and resubmit the re- quest.

5957

Message

Warning: An existing partitioning expression is nondeterministic.

Explanation

During an ALTER TABLE that defines new partitioning expressions using DROP/ADD ranges or an ALTER TABLE with REVALIDATE PRIMARY option, an existing partition expression was found to be nondeterministic. If so, queries that are executed with partition elimination may get wrong results and rows may be improperly partitioned. This warning indicates the table was created in an earlier release with a partitioned primary index where one or more of the partitioning expressions were nondeterministic. Note that nondeterministic partitioning expressions are not supported (a partitioning expression must be deterministic) but an error was not reported in all cases in earlier releases.

Generated By

Opt.

For Whom

End User and System Support Representative.

Notes

This is a warning but it is important to follow the instructions in the following remedy to make sure the rows are correctly partitioned.

Remedy

It is recommended that you contact your System Support Representative to assist in applying this remedy. Recreate the table with deterministic partitioning and repopulate. The rows for the original table can be insert-selected from the original table into the new table or if there is not enough space on the system, the new table may be repopulated from a backup. If you run all maintenance, queries, and ALTER TABLE statements for this table in the same session time zone, session collation and session mode (ANSI or BT/ET), rows may be okay in the table and you may decide to delay applying this remedy; however, it is highly recommended to apply the remedy at the soonest opportunity.

5958

Message

Warning: A partitioning expression or join index search condition is nondeterministic.

Explanation

A partitioning expression in a CREATE TABLE, ALTER TABLE, or CREATE JOIN INDEX or search condition in a CREATE JOIN INDEX was found to be nondeterministic. Queries that are executed with partition elimination may get wrong results and rows may be improperly partitioned. This warning indicates the table was created in an earlier release with a partitioned primary index where one or more of the partitioning expressions were nondeterministic. Note

that nondeterministic partitioning expressions are not supported (a partitioning expression must be deterministic) but an error was not reported in all cases in earlier releases.

Generated By

Opt.

For Whom

End User and System Support Representative.

Notes

This is a warning but it is important to follow the instructions in the following remedy to make sure the rows are correctly partitioned.

Remedy

It is recommended that you contact your System Support Representative to assist in applying this remedy. Recreate the table with deterministic partitioning and repopulate. The rows for the original table can be insert-selected from the original table into the new table or if there is not enough space on the system, the new table may be repopulated from a backup. If you run all maintenance, queries, and ALTER TABLE statements for this table in the same session time zone, session collation and session mode (ANSI or BT/ET), rows may be okay in the table and you may decide to delay applying this remedy; however, it is highly recommended to apply the remedy at the soonest opportunity.

5959**Message**

Statistics on system-derived column "%VSTR" is not allowed.

Explanation

COLLECT/DROP/HELP STATISTICS on a system-derived column PARTITION#Ln (where n is between 1 and 15, inclusively) is not allowed.

Generated By

RES modules.

For Whom

End User.

Notes

None

Remedy

Do not resubmit this statement or collect statistics on the system-derived column PARTITION and/or the partitioning columns instead.

5960

Message

Internal error: Invalid level number for an internal to PARTITION#Ln conversion.

Explanation

An attempt was made to convert an internal partition number to a PARTITION#Ln value using an invalid level number. This is an internal error.

Generated By

OPT and EVL modules.

For Whom

System Support Representative.

Notes

None

Remedy

Save all relevant information and notify your support representative.

5961

Message

Error during unsupported request: %VSTR

Explanation

An error occurred during the parsing of an unsupported SQL statement which exists for support and diagnostic purposes only. Additional information regarding the nature of the failure is provided in the text of the error message for support personnel.

Generated By

SYN and PAR modules.

For Whom

End User, and System Support Representative.

Notes

None

Remedy

The SQL request encountering this error is unsupported. Please do not re-issue the request.

5962

Message

%VSTR

Explanation

This is a warning only, not an error. This warning can occur during the processing of an unsupported SQL statement which exists for support and diagnostic purposes only. Additional information regarding the nature of the warning is provided in the text of the warning message for support personnel.

Generated By

SYN and PAR modules.

For Whom

End User, and System Support Representative.

Notes

None

Remedy

None, this is an informational message.

5963

Message

EACH clause not supported for character or graphic test value.

Explanation

A RANGE_N function was specified where the data type of the test value was CHAR, VARCHAR, GRAPHIC or VARGRAPHIC, and an EACH clause was specified. This combination is not supported.

Generated By

OPT modules.

For Whom

End User.

Notes

None

Remedy

Rewrite the RANGE_N expression to specify each range individually, or use a test value of integer or DATE data type.

5964

Message

Session collation does not match PPI collation.

Explanation

An operation on a character partitioned primary index was attempted that is only allowed when the session collation matches the collation of the PPI.

Generated By

OPT modules.

For Whom

End User.

Notes

None

Remedy

Retry the operation using the same session collation as the PPI collation. The PPI collation of a permanent table or join index with a partitioned primary index can be looked up in columns ConstraintCollation and CollationName of DBC.IndexConstraints. When ConstraintCollation is 'C', the collation is CHARSET_COLL with CollationName and CharSetID indicating the character set used for the collation. Set the session collation the same as the PPI collation and retry the operation.

5965

Message

PPI collation character set is not installed.

Explanation

An operation on a character partitioned primary index was attempted that is not allowed because the PPI is collated by a client character set that is no longer installed.

Generated By

OPT modules.

For Whom

End User.

Notes

Only the first sixteen character sets (in ascending order by TranslateName in DBC.Translation) marked with a value of DBC.Translation.Install as 'Y' will be installed.

Remedy

Make sure the PPI collation character set is installed in DBC.Translation. The PPI collation character set of a permanent table or join index can be looked up in columns CollationName and CharSetID of DBC.IndexConstraints.

5966

Message

Too many data records packed in one USING row.

Explanation

The user has submitted an iterated request which packs too many data records for conversion to USING rows. The limit is 64,000 with 16MB messages feature enabled and 16,383 otherwise.

Generated By

PAR modules.

For Whom

End User.

Notes

None

Remedy

Correct the request and resubmit it.

5967

Message

The table being dropped has an error table.

Explanation

The user tried to drop a table that has an associated error table.

Generated By

OPD module.

For Whom

End User.

Notes

None

Remedy

Drop the error table, and re-submit the query.

5968

Message

Atomic UPSERTS are not allowed in Multiload.

Explanation

Atomic UPSERTS are not allowed in Multiload.

Generated By

Syntaxer

For Whom

End User.

Notes

None

Remedy

Rewrite UPSERT with Update and Insert separately with the following syntax. DO INSERT FOR MISSING UPDATE ROWS; UPDATE ... WHERE PK=...; INSERT ...;

5969**Message**

The database '%VSTR' has tables with error tables defined in another database.

Explanation

The above error is generated when a user submits a DELETE DATABASE command on a database that contains tables with error tables defined in some other database. The DELETE is disallowed in order to avoid orphaned error tables.

Generated By

OPD module(opddelddb)

For Whom

End User or Field Engineer or the concerned site support Representative.

Notes

Find all the error tables that are defined on the tables in the database being deleted by using the following command: SELECT BaseTblIDbName, BaseTblName, ErrTblIDbName, ErrTblName FROM DBC.ErrorTblsV WHERE BaseTblIDbName <> ErrTblIDbName AND BaseTblIDbName = CurrentDBName; where <CurrentDBName> is the database name of the database being deleted.

Remedy

Drop all error tables from the above list and re-submit the DELETE DATABASE command.

5970**Message**

Table function has too few/many output arguments.

Explanation

The number of output arguments for a table function must be between 1 and 2,048, inclusively.

Generated By

Resolver

For Whom

End User.

Notes

None

Remedy

Resubmit request with the number of table function output arguments in the valid range.

5971

Message

LOGGING ERRORS is not applicable to MERGE-INTO with unreasonable updates or inserts.

Explanation

The user specified LOGGING ERRORS for a MERGE-INTO request in which the update or insert rows have to be re-distributed prior to the row merge operation. This error is returned when the primary index value is being updated, or when PI values for the insert may be different from the PI value specified in the ON clause.

Generated By

RES module.

For Whom

End User.

Notes

None

Remedy

Remove the LOGGING clause and re-submit the request.

5972

Message

LOGGING ERRORS is applicable to permanent data tables only.

Explanation

The user specified LOGGING ERRORS for a table that is not a permanent data table.

Generated By

RES module.

For Whom

End User.

Notes

None

Remedy

Specify LOGGING ERRORS for permanent data tables only.

5973

Message

Error limit is out of range, valid range is 1 to 16,000,000.

Explanation

The user specified an out-of-range error limit.

Generated By

RES module.

For Whom

End User.

Notes

None

Remedy

Specify an error limit of 16,000,000 or less and re-submit the request.

5974

Message

Multi-statement request with LOGGING ERRORS is not allowed.

Explanation

The user specified LOGGING ERRORS for one or more statements in a multi-statement request.

Generated By

RES module.

For Whom

End User.

Notes

None

Remedy

Re-submit statement with LOGGING ERRORS as a single statement request.

5975

Message

Creator '%VSTR' of the stored procedure '%FSTR' does not exist.

Explanation

A Dynamic SQL statement from stored procedure needs creator to exist during stored procedure execution, for access right verification. This error is reported when creator does not exist.

Generated By

RES modules.

For Whom

End User.

Notes

None

Remedy

Ensure that the creator of the stored procedure is present and resubmit the call statement.

5976

Message

The LOGGING ERRORS feature is disabled.

Explanation

The user specified LOGGING ERRORS when the feature is disabled through the internal Dbscontrol flag, NoErrorHandling.

Generated By

RES module.

For Whom

End User.

Notes

None

Remedy

Re-submit the statement without the LOGGING ERRORS clause.

5977

Message

Invalid MERGE-INTO statement: %VSTR

Explanation

The user specified a MERGE-INTO statement that violated one of the following Teradata exceptions to Full ANSI MERGE standards: a) The <search condition> following the ON keyword must specify an equality constraint on the primary index of the target table. The specified primary index value must match the primary index value implied by the column values specified in the INSERT clause. If the PI value is the result of an expression, the expression cannot reference any column in the target table. Additionally, the <search condition> may not contain subqueries or references to columns that do not belong to either the source or target table. If the target table is a PPI table, the values of the partitioning columns must also be specified in the <search condition>, and the INSERT clause must specify the same partitioning column values as the <search condition>. b) UPDATES of the primary index column(s) are not supported. For PPI tables, this restriction is further extended to not supporting UPDATES on partitioning column(s) as well. c) PI of the Target table cannot be an identity column d) MERGE-INTO is not allowed on an Unhashed table e) MERGE-INTO is not allowed on a table with a primary index and column partitioning. f) MERGE-INTO is not allowed on a table with a primary AMP index

Generated By

Parser.

For Whom

End User.

Notes

None

Remedy

Correct the statement and re-submit the request.

5978

Message

Error table already exists for %VSTR.

Explanation

The user tried to create an error table for a data table which already has an error table.

Generated By

RES module.

For Whom

End User.

Notes

None

Remedy

There is no need to re-submit the request as an error table has already been defined for the data table.

5979

Message

An error table may be defined for a permanent data table only.

Explanation

The user tried to create an error table for another error table, or for a non-permanent data table.

Generated By

RES module.

For Whom

End User.

Notes

None

Remedy

Do not re-submit the request.

5980

Message

Error table does not exist.

Explanation

An error table must exist before an INSERT-SELECT or MERGE-INTO with LOGGING or a SHOW/HELP/DROP ERROR TABLE FOR <table> request is valid.

Generated By

RES module.

For Whom

End User.

Notes

None

Remedy

Create an error table before re-submitting the request.

5981

Message

Triggers, join indexes, and hash indexes may not be defined on error table %VSTR.

Explanation

The user tried to create a trigger, join index, or hash index on an error table.

Generated By

RES module.

For Whom

End User.

Notes

None

Remedy

Do not re-submit the request.

5982

Message

Error table for LOGGING ERRORS cannot be part of a replication group.

Explanation

The user tried to add an error table to a replication group.

Generated By

RES module.

For Whom

End User.

Notes

None

Remedy

Do not re-submit the request.

5983

Message

LOGGING ERRORS option may not be used while error table %VSTR has secondary indexes.

Explanation

The user specified LOGGING ERRORS for an INSERT-SELECT or MERGE-INTO request whose target table has secondary indexes defined on it error table.

Generated By

RES module.

For Whom

End User.

Notes

None

Remedy

Drop all secondary indexes on the error table and re-submit the request.

5984

Message

Table structure, primary index or map may not be altered while its error table exists.

Explanation

The user tried to add or drop a column from a data table, or alter its primary index column(s) or alter the table's map when an error table has been defined for the table. Altering the partitioning of a data table's partitioned primary index is permitted.

Generated By

RES module.

For Whom

End User.

Notes

None

Remedy

Drop the error table and re-submit the request

5985

Message

ALTER TABLE is disallowed on error table %VSTR.

Explanation

The user submitted an ALTER TABLE on an error table.

Generated By

RES module.

For Whom

End User.

Notes

None

Remedy

Do not re-submit the request.

5986

Message

Expanded request size of a replication DDL statement exceeds parser limit of 1048500 bytes.

Explanation

The user specified a request that exceeds the specified limit.

Generated By

OPURSSQL

For Whom

End user

Notes

None

Remedy

The expanded request size for a DDL replication in bytes exceeds the limit imposed by the system. Check the request, correct and re-submit.

5991

Message

Error during resolver or plan generation - try again.

Explanation

This is a retryable error code. Parser encountered an error while generating the plan for a request with USING values. OR Parser encountered conflicts arising from concurrent accesses to DBC tables during resolver phase.

Generated By

OPT or RES modules.

For Whom

This is an internal error that should be handled by other procedures. It should not cause a crash or be reported to a user..

Notes

None

Remedy

Resubmit the request.

5992

Message

A syntax error was found in the QUERY_BAND.

Explanation

The format of the Query_Band is incorrect. The syntax of each pair should be name=value;.

Generated By

OPD modules.

For Whom

End User.

Notes

None

Remedy

Correct and re-submit the statement.

5993

Message

The QUERY_BAND exceeds the maximum length.

Explanation

The Query_Band exceeds the maximum length allowed.

Generated By

OPD modules.

For Whom

End User.

Notes

None

Remedy

Correct and re-submit the statement.

5994

Message

A QUERY_BAND name exceeds the maximum length.

Explanation

A name in the Query_Band exceeds the maximum length allowed.

Generated By

OPD modules.

For Whom

End User.

Notes

None

Remedy

Correct and re-submit the statement.

5995

Message

A QUERY_BAND value exceeds the maximum length.

Explanation

A value in the Query_Band exceeds the maximum length allowed.

Generated By

OPD modules.

For Whom

End User.

Notes

None

Remedy

Correct and re-submit the statement.

5996

Message

A duplicate name was found in the QUERY_BAND.

Explanation

Each name in the Query_Band must be unique.

Generated By

OPD modules.

For Whom

End User.

Notes

None

Remedy

Correct and re-submit the statement.

5997

Message

SET QUERY_BAND for TRANSACTION must be the first statement in a multi-statement request.

Explanation

The Set QUERY_BAND for TRANSACTION statement must be the first statement in a multi_statement request.

Generated By

OPD modules.

For Whom

End User.

Notes

None

Remedy

Correct and re-submit the statement.

5998

Message

Buffer for the QUERY_BAND is too small.

Explanation

This error indicates that the buffer provided to return the queryband is too small.

Generated By

PAR modules.

For Whom

End User.

Notes

None

Remedy

Correct and re-submit the statement.

6000

Message

A programming fault has occurred.

Explanation

This error occurs if a programming fault is encountered.

Generated By

FigBac1C, FigBalds, FigHBA1 FigPTC, FigRPR, FigSRR the Order Subsystem

For Whom

Support Representative.

Notes

None

Remedy

Contact your Support Representative.

6001

Message

The Status field of an AMP descriptor contains invalid value.

Explanation

This error occurs if the status field of an AMP's descriptor does not contain an appropriate value.

Generated By

RCOckDwn, RCOCSess.

For Whom

Support Representative.

Notes

The configuration table may or may not be properly initialized.

Remedy

Contact your Support Representative.

6002

Message

Command has syntax error.

Explanation

This error occurs if the input command has syntax errors.

Generated By

RCOCCTRK, RCOCInput, RCOParse.

For Whom

End User.

Notes

None.

Remedy

Check the syntax and resubmit the request.

6003

Message

Configuration Map is not properly initialized.

Explanation

This error occurs if a configuration map is not properly initialized or if the specified map does not exist.

Generated By

AMPEven2

For Whom

End User.

Notes

None.

Remedy

Check the syntax and resubmit the request.

6004

Message

No AMPs are in the configuration map.

Explanation

This error occurs if no AMP is configured in the new configuration during an END CONFIG command.

Generated By

RCOCErr.

For Whom

End User.

Notes

None

Remedy

Ensure that at least one AMP is configured before entering the END CONFIG command.

6005

Message

No PEs are in the configuration map.

Explanation

This error occurs if no PE is configured in the new configuration during an END CONFIG command.

Generated By

RCOCErr.

For Whom

End User.

Notes

None

Remedy

Ensure that PEs are configured before entering the END CONFIG command.

6006

Message

Cluster size must not be greater than 8.

Explanation

This error occurs if the cluster size is greater than 8.

Generated By

RCOCErr.

For Whom

End User.

Notes

None.

Remedy

Rearrange the clustering of AMPs so that no cluster sizes exceed 8.

6007

Message

All clusters must be size 2 to 8.

Explanation

This error occurs if a cluster size is 1.

Generated By

RCOCErr.

For Whom

End User.

Notes

None

Remedy

Examine the configuration map and make sure that there are no cluster sizes of 1.

6008

Message

Some AMPs are not in any cluster.

Explanation

This error occurs if some AMPs do not belong to any cluster.

Generated By

RCOCErr.

For Whom

End User.

Notes

None

Remedy

Enter "Default Cluster" or "Mod AMP" command to assign the AMP a valid cluster number.

6009

Message

Vproc number is duplicate.

Explanation

This error occurs if a Vproc number is a duplicate.

Generated By

RCOCErr.

For Whom

End User.

Notes

None

Remedy

Examine the configuration map and specify an appropriate Vproc number.

6010

Message

Some AMPs with a higher Vproc number have not been deleted

Explanation

This error occurs in a DEL AMP or END CONFIG command if the configurations contains some AMP Vprocs with a higher Vproc number than a deleted AMP.

Generated By

RCOCInpu & RCOCSession.

For Whom

End User.

Notes

None

Remedy

Examine the configuration map and either remove the AMP(s) with the higher Vproc number of ADD AMPs with Vproc number that will fill in the gaps currently existing in the configuration.

6011

Message

Vproc Number is invalid.

Explanation

This error occurs if a Vproc number is invalid.

Generated By

RCOCErr.

For Whom

End User.

Notes

Vproc number has to be between 0 and 7.

Remedy

Correct the Vproc number and resubmit the request.

6012

Message

Cluster number is invalid.

Explanation

This error occurs if the cluster number is invalid.

Generated By

RCOCErr.

For Whom

End User.

Notes

Cluster number must be between 0 and 1023.

Remedy

Correct the cluster number and resubmit the request.

6013

Message

Vproc Number is not defined in the Physical Configuration.

Explanation

This error occurs if the Amp or PE Vproc being added is not defined the Physical Configuration.

Generated By

RCOCInpu.

For Whom

End User.

Notes

Vproc number must be in Physical Configuration.

Remedy

Correct the Vproc number number if entered incorrectly or correct the Physical Configuration using the pconfig utility.

6014

Message

For a COP, host number must match a LAN HGID in the Physical Configuration.

Explanation

This error occurs if the host number being referenced is not equivalent to one of the HGID's in the list of LANs defined in the Physical Configuration. This applies to hosts of type "COP" only.

Generated By

RCOCInpu.

For Whom

End User.

Notes

Host number must be in the Physical Configuration.

Remedy

Correct the host number value if entered incorrectly or correct the Physical Configuration using the pconfig utility.

6015

Message

The host number is invalid.

Explanation

This error occurs if a host number is not valid.

Generated By

RCOCErr.

For Whom

End User.

Notes

A host number must be between 1 and 1023.

Remedy

Check the syntax and resubmit the request.

6016

Message

Host Type is invalid.

Explanation

This error occurs if Host Type (HT) is invalid.

Generated By

RCOCErr.

For Whom

End User.

Notes

None

Remedy

Check the syntax and resubmit the request.

6017

Message

Host Number is duplicate.

Explanation

This error occurs if Host Number (HN) is duplicate.

Generated By

RCOCErr.

For Whom

End User.

Notes

None

Remedy

Examine the configuration map and specify an appropriate Host Number.

6018

Message

The host number is not found in the configuration map.

Explanation

This error occurs if the Host Number (HN) given is not found.

Generated By

RCOCDisp.

For Whom

End User.

Notes

None

Remedy

Examine the configuration map and specify an appropriate Host Number.

6019

Message

The Vproc number is not found in the configuration map.

Explanation

This error occurs if the Vproc number is not found in the config map.

Generated By

RCOCDisp.

For Whom

End User.

Notes

None

Remedy

Examine the configuration map and specify an appropriate Vproc number.

6020

Message

The Vproc Number specified is not that of an AMP Vproc.

Explanation

This error occurs if an AMP Vproc related command specifies a Vproc that is not an AMP.

Generated By

RCOCErr.

For Whom

End User.

Notes

None

Remedy

Examine the configuration map and specify an appropriate AMP Vproc number.

6021

Message

The Vproc Number specified is not that of an PE Vproc.

Explanation

This error occurs if a PE Vproc related command specifies a Vproc that is not a PE.

Generated By

RCOCErr.

For Whom

End User.

Notes

None

Remedy

Examine the configuration map and specify an appropriate PE Vproc number.

6022

Message

The AMP Vproc Number specified is moved to the wrong AMP.

Explanation

This error occurs with the move amp command. Either the source AMP or the destination AMP does not match the definitions in the vconfig GDO.

Generated By

RCOCErr.

For Whom

End User.

Notes

None

Remedy

Examine the vconfig GDO and either correct the AMPs specified in the move amp command, or correct the vconfig GDO if it is incorrect.

6023

Message

Configuration type should be either Current or New.

Explanation

This error occurs if neither current or new configuration is specified.

Generated By

RCOCErr.

For Whom

End User.

Notes

None

Remedy

Press the HELP function key to check syntax.

6024

Message

Configuration map is inconsistent.

Explanation

This error occurs if the system crashed when the config map was written back to disk.

Generated By

RCOCErr.

For Whom

Support Representative.

Notes

None

Remedy

Contact your Support Representative.

6025

Message

Some hosts are not connected to any PE.

Explanation

This error occurs if hosts are not connected to a PE.

Generated By

RCOCErr.

For Whom

End User.

Notes

None

Remedy

Use the LIST command to check the configuration.

6026

Message

Some hosts are connected to more than 512 PEs.

Explanation

This error occurs if hosts are connected to more than 512 IFPs in a Teradata Database.

Generated By

RCOCSess.

For Whom

End User.

Notes

None

Remedy

Use the LIST command to check the configuration.

6027

Message

Some PEs are not connected to any host.

Explanation

This error occurs if one or more IFPs, APPs or PEPs are not connected to a host.

Generated By

RCOCSess.

For Whom

End User.

Notes

None

Remedy

Use the LIST command to check the configuration.

6028

Message

Addition, Deletion, and Moving of AMPs are mutually exclusive.

Explanation

This error occurs if mutually exclusive operations are specified.

Generated By

RCOCErr.

For Whom

End User.

Notes

None

Remedy

Use the LIST command to check the configuration.

6029

Message

Cluster Numbers are not consecutive.

Explanation

This error occurs if cluster numbers are not consecutive.

Generated By

RCOCErr.

For Whom

End User.

Notes

Cluster numbers start at 0 and, when specified in configuration, must be consecutive.

Remedy

Use the LIST command to check the configuration.

6030

Message

The move AMP command was not entered for all AMPs that are to be moved.

Explanation

This error occurs with the move amp command. There are moved AMPs defined in the vconfig GDO, but were not moved with the config move amp command.

Generated By

RCOCErr.

For Whom

End User.

Notes

None

Remedy

Examine the vconfig GDO and either move the remaining AMPs with the move amp command, or correct the vconfig GDO if it is incorrect.

6031

Message

All contiguous maps are in use.

Explanation

This error occurs when user tries to create a contiguous map and there are no mapslots available to create the contiguous map. This can happen when a maximum of 64 slots have been used or if it exceeds the activemaps set in startup.txt

Generated By

RCOCErr.

For Whom

End User.

Notes

None

Remedy

Drop any user contiguous map if it exceeds 64 or change activemaps in startup.txt if it does not exceed 64 and try creating map again.

6032

Message

Warning: The number of Amps in a cluster is less than one-half of the Default Cluster value specified.

Explanation

This warning occurs if a DEFAULT CLUSTER command is entered and the size chosen for the default cluster size resulted in a Cluster with less than one-half of the Default cluster size.

Generated By

RCOCErr.

For Whom

End User.

Notes

None

Remedy

Choose a different default cluster size or Add/Delete more Amps or Modify the existing Amps to different clusters.

6033

Message

The Default Cluster size results in a cluster with one Amp.

Explanation

This warning occurs if a DEFAULT CLUSTER command is entered and the size chosen for the default cluster size resulted in a Cluster with just one Amp. This Amp would have no Fallback Amp(s).

Generated By

RCOCErr.

For Whom

End User.

Notes

None

Remedy

Choose a different default cluster size or Add/Delete more Amps.

6034

Message

Incompatible operation with the Vproc type in current config map.

Explanation

This error occurs if an ADD command is entered and the Vproc type in the current config map is defined as some incompatible type. Currently there are two situations that can cause this error: 1) ADD AMP mmm where mmm is defined in the current map but NOT as an AMP. 2) ADD PE mmm where mmm is defined in the current map but NOT as an PE.

Generated By

RCOCErr.

For Whom

End User.

Notes

None

Remedy

You probably are trying to delete either a PE from the current config and ADD it back as an AMP, or vice versa. The two operations must be performed with two separate Reconfiguration runs.

6035

Message

Warning: The Default Cluster size results in a cluster with multiple Amps on the same Clique.

Explanation

This warning occurs if a DEFAULT CLUSTER command is entered and the size chosen for the default cluster size resulted in Amps on the same Clique being assigned to the same cluster. If this Clique were to fail, processing could not continue since two or more Amps in the same cluster would be down. Currently, there are two situations that may cause this warning: 1) The cluster size specified is greater than the number of Cliques defined in the system. 2) The cluster size specified resulted in an insufficient number of Amps to fill at least 50% of the cluster. So, these amps were added to a full cluster which then caused the cluster to have multiple Amps on the same clique.

Generated By

RCOCErr.

For Whom

End User.

Notes

None

Remedy

If possible, choose a different default cluster size.

6036

Message

The range is invalid.

Explanation

This error occurs if the entered range had invalid input - the beginning vproc is bigger than the ending vproc.

Generated By

RCOCErr.

For Whom

End User.

Notes

None

Remedy

Press the HELP function key to check syntax.

6037

Message

Listing configuration map option should be either Long or Short.

Explanation

This error occurs if neither long or short option is specified.

Generated By

RCOCErr.

For Whom

End User.

Notes

None

Remedy

Press the HELP function key to check syntax.

6038

Message

The total AMP virtual processors count exceeded.

Explanation

This error occurs if the total AMPs vprocs counts are exceeded 16200.

Generated By

RCOCErr.

For Whom

End User.

Notes

None

Remedy

The process is not allowed.

6039

Message

The total PE virtual processors count exceeded.

Explanation

This error occurs if the total PEs vprocs counts are exceeded 1023.

Generated By

RCOCErr.

For Whom

End User.

Notes

None

Remedy

The process is not allowed.

6040

Message

Map matches other existing contiguous map.

Explanation

Given contiguous map matches other contiguous map in the system.

Generated By

RCOCsess.

For Whom

End User.

Notes

None

Remedy

change the configuration and save the map.

6041

Message

Map not found.

Explanation

Given contiguous map not found in the system.

Generated By

RCOxxx.

For Whom

End User.

Notes

None

Remedy

Check for list of maps available.

6042

Message

New Global Map not found.

Explanation

New Global Map is not found at given mapslot.

Generated By

RCOxxx.

For Whom

End User.

Notes

None

Remedy

Check for list of maps available.

6043

Message

There are maps with deleted amps.

Explanation

There are maps in the system with amps that are deleted from new global map.

Generated By

RCOxxx.

For Whom

End User.

Notes

None

Remedy

Check for list of maps available.

6044

Message

There are maps with user tables assigned.

Explanation

There are user contiguous maps in the system with DB objects assigned.

Generated By

RCOxxx.

For Whom

End User.

Notes

None

Remedy

Check list objects on the maps.

6051

Message

Cluster number is not found in the configuration map.

Explanation

This error occurs if the cluster number is not found in the config map.

Generated By

RCOCDisp.

For Whom

End User.

Notes

None

Remedy

Use the LIST command to display configuration.

6052

Message

Number of Vprocs moving from is not equal to number of Vprocs moving to.

Explanation

This error occurs if the number of VPROCs moving from is not equal to the number of VPROCs moving to.

Generated By

RCOCInpu.

For Whom

End User.

Notes

None

Remedy

Examine the configuration command

6053

Message

Unable to rebuild reference index, needs to be rebuilt.

Explanation

This error occurs in RCOErrUt when a disk error is encountered on a reference index which cannot be rebuilt on the fly.

Generated By

RCOErrUt.

For Whom

Support Representative.

Notes

None

Remedy

Contact your Support Representative. Drop Subtable and rebuild.

6056

Message

Moved AMPs must follow added AMPs

Explanation

If you are adding and moving AMPs at the same time, the range of new amps must include added AMPs first, and then the moved-to AMPs. The move-to AMPs must always be the highest numbered AMPs to prevent gaps in AMP numbers after the reconfig.

Generated By

RCOCSESS.

For Whom

End User.

Notes

None

Remedy

Examine the end configuration command

6058

Message

Reconfig stopped, active online archive table(s) found.

Explanation

This error occurs when the system contains one or more active online archive table(s).

Generated By

RCOCCFG.

For Whom

End User.

Notes

None

Remedy

Disable the online archive tables by submitting LOGGING ONLINE ARCHIVE OFF statement or complete the online archive process.

6060

Message

UDT instances overflow error.

Explanation

The request was too complex with many UDT's which cause UDT instances overflow.

Generated By

GNC modules.

For Whom

End User.

Notes

UDT instances are generated in intermediate work.

Remedy

Check the request and contact your support representative.

6100

Message

The status of an AMP is set to down by startup. ErrRCOAMpsDown - The status of an AMP is set to down by startup

Explanation

This error occurs if the status field of an AMP's descriptor indicates that the AMP is down.

Generated By

RCOCKDwn.

For Whom

End User.

Notes

None

Remedy

Fix the down AMP, restart the DBS, and restart RCONFIG.

6102

Message

RCONFIG restarts DBS. ErrRCOREstart - RCONFIG restarts DBS.

Explanation

This message is displayed when the reconfiguration program terminates and the Teradata Database is to be restarted.

Generated By

RCORECON.

For Whom

End User.

Notes

None

Remedy

None.

6103

Message

A reconfiguration participant must be on-line. ErrRCONotOnline - A reconfiguration participant must be on-line.

Explanation

This error occurs if the status of an AMP is not on-line in the current configuration, and the status of the AMP with the same logical processorID is either FigProcDel or FigProcCC in the new configuration.

Generated By

RCOckDwn.

For Whom

End User.

Notes

None

Remedy

Examine the new configuration and ensure that all participating AMPs are ONLINE.

6104

Message

A Reconfig participant has inconsistent status in Config Map.

Explanation

This error occurs if the status of an AMP is on-line in the current configuration, but the status of the AMP with the same logical processorID is FigNullProcStatus in the new configuration.

Generated By

RCOckDwn.

For Whom

Support Representative.

Notes

The configuration table may or may not be properly initialized.

Remedy

Contact your Support Representative.

6105

Message

An on-line AMP is specified to be added in new Config Map.

Explanation

This error occurs if the status of an AMP is on-line in the current configuration, and the status of the AMP with the same logical processorID is FigProcNew in the new configuration.

Generated By

RCOCKDwn.

For Whom

Support Representative.

Notes

If this situation occurs, the configuration program has a bug.

Remedy

Contact your Support Representative.

6106

Message

Logon is not disabled, or some sessions are logged on.

Explanation

This error occurs if the Teradata Database has not disabled the Logon facility or if there are some sessions already logged on.

Generated By

RCOInput.

For Whom

End User.

Notes

None

Remedy

Check the Teradata Database state to ensure that logons are disabled and that no sessions are logged on.

6107

Message

Invalid Input command.

Explanation

This error occurs if the input command has either a syntactic or semantic error.

Generated By

RCOParse.

For Whom

End User.

Notes

None

Remedy

Correct the command and resubmit the request.

6108

Message

New Config Maps are not the same across all AMPs.

Explanation

This error occurs if the new configuration map on the disk of an AMP is not the same as the one on the disk of the control AMP.

Generated By

RCOCKFig.

For Whom

Support Representative.

Notes

The user may or may not have invoked fsuinit to initialize the added AMPs. If this is an ADD AMP operation, make sure that fsuinit was run just prior to reconfiguration. If not, rerun fsuinit on the new AMP and retry the procedure.

Remedy

Contact your Support Representative.

6109

Message

Current Config Maps are not the same on all AMPs.

Explanation

This error occurs if the current configuration map on the disk of an AMP is not the same as the one on the disk of the control AMP.

Generated By

RCOCKFig.

For Whom

Support Representative.

Notes

The user may or may not have invoked fsuinit to initialize the added AMPs. If this is an ADD AMP operation, make sure that fsuinit was run just prior to reconfiguration. If not, rerun fsuinit on the new AMP and retry the procedure.

Remedy

Contact your Support Representative.

6110

Message

Two version numbers are not the same on the configuration map.

Explanation

This error occurs if the version number field on a configuration map is not valid.

Generated By

RCOckFig.

For Whom

Support Representative.

Notes

The system may have crashed when the Teradata Database was updating a configuration map.

Remedy

Contact your Support Representative.

6112

Message

Host Descriptor in a configuration map is invalid.

Explanation

This error occurs if any host field is invalid.

Generated By

RCOckFig.

For Whom

Support Representative.

Notes

The configuration table may or may not be properly initialized.

Remedy

Contact your Support Representative.

6113

Message

AddressClass in a MsgArgs is invalid.

Explanation

This error occurs if the AddressClass of the passed MsgArgs is not valid.

Generated By

RCOGSta, RCORecon.

For Whom

Support Representative.

Notes

This is a programming error.

Remedy

Contact your Support Representative.

6114

Message

Message Kind is invalid in the message header.

Explanation

This error occurs if the Kind field of the message header is not valid.

Generated By

RCOSHB/RCOSaHd.

For Whom

Support Representative.

Notes

This is a programming error.

Remedy

Contact your Support Representative.

6115

Message

A specified Vproc does not exist in a specified Config Map.

Explanation

This error occurs if the specified Vproc does not exist in a specified configuration map.

Generated By

RCOParse.

For Whom

End User.

Notes

None

Remedy

START CONFIG to check the current configuration map. Verify the physical configuration.

6120

Message

Restarting DBS due to completion of reconfiguration.

Explanation

This message is displayed when the reconfiguration process completes. The Teradata Database can then be restarted.

Generated By

RCORECON.

For Whom

End User.

Notes

System should be restarted automatically.

Remedy

None.

6121

Message

Add AMP, Delete AMP, and Move AMP are mutually exclusive.

Explanation

This error occurs when the "Add AMP", "Del AMP", and "Move AMP" operations are not exclusive during a reconfiguration.

Generated By

RCORECON.

For Whom

Support Representative.

Notes

There is a bug in the configuration program.

Remedy

Contact your Support Representative.

6122

Message

Reconfig state is invalid in the context block.

Explanation

This error occurs when the phase field in the Reconfig context is invalid.

Generated By

RCORECON.

For Whom

Support Representative.

Notes

None

Remedy

Contact your Support Representative.

6123

Message

Not enough space to accommodate redistributed rows.

Explanation

This error occurs when the system doesn't have enough space to redistribute rows around.

Generated By

RCOinput.

For Whom

Support Representative.

Notes

Check the DBSpace table to verify that there is not enough permSPACE on the AMPs to redistribute rows. This case happened when system deleted amps or changed hashbucket size.

Remedy

The request reconfiguration cannot be performed due to lack of physical disk storage. Contact your Support Representative.

6125

Message

Stack overflow occurs when a float operation is invoked.

Explanation

This error occurs when the status returned from the float procedure is FltStackOver.

Generated By

RCOFltOp.

For Whom

Support Representative.

Notes

None

Remedy

Contact your Support Representative.

6126

Message

Stack underflow occurs when a float operation is invoked.

Explanation

This error occurs when the status returned from the float procedure is FltStackUnder.

Generated By

RCOFItOP.

For Whom

Support Representative.

Notes

None

Remedy

Contact your Support Representative.

6127

Message

Result from a float operation is abnormal.

Explanation

This error occurs when the status returned from the float procedure is neither FltOverflow, FltStackOv, or FltStackUnder.

Generated By

RCOEstSp/RCOPhas42.

For Whom

Support Representative.

Notes

None

Remedy

Contact your Support Representative.

6128

Message

Space accounting error during Reconfig. Error code - .

Explanation

TReconfig received error return code from space accounting routine.

Generated By

Reconfig.

For Whom

Support Representative.

Notes

None

Remedy

Contact your Support Representative.

6129

Message

The row being inserted already exists in the specified table.

Explanation

This error occurs when a row being inserted already exists in the specified table.

Generated By

FigRPR.

For Whom

Support Representative.

Notes

None

Remedy

Contact your Support Representative.

6130

Message

The parameter passed into a procedure is invalid.

Explanation

This error occurs when the parameter passed into a procedure is invalid.

Generated By

FigWriTH.

For Whom

Support Representative.

Notes

None

Remedy

Contact your Support Representative.

6131

Message

Reconfig-states are not the same on all AMPs.

Explanation

This error occurs if the Reconfig-status of the control AMP is greater than RCOPhsCalcHB, yet the Reconfig-status of another AMP is RCOPhsIdle. This situation could happen in the following sequence of events: StartUp Reconfig Crash Restart with down AMP in an irreversible state Reconfig refuses to resume User restores the Teradata Database without the down AMP Startup after restoring the Teradata Database Add the down AMP without restoring it The Teradata Database might be restarted several times until one day AMP X is elected to be the control AMP. Reconfiguration can now catch this AMP.

Generated By

RCOSTaHD.

For Whom

Support Representative.

Notes

None

Remedy

Contact your Support Representative.

6132

Message

An AMP is specified as an PE in the new Config.

Explanation

This error occurs if the ProcTypes of an entry in the current configuration is set to AMP, but the corresponding entry in the new configuration AMP is set to PE. The user must remove the AMP and processor kind to PE before starting the reconfiguration session.

Generated By

RCOCKDwn.

For Whom

Support Representative.

Notes

None

Remedy

Contact your Support Representative.

6134

Message

RCONFIG is stopped by Operator.

Explanation

This error occurs when the user decides to stop the Teradata Database and wait for down processors to be fixed.

Generated By

RCOChFig.

For Whom

End User.

Notes

None

Remedy

None.

6135

Message

Reconfig is aborted at a reversible state.

Explanation

This error occurs when the user decides to abort the reconfig operation, and reconfig is reversible.

Generated By

RCOChFig.

For Whom

End User.

Notes

None

Remedy

Contact your Support Representative.

6136

Message

Restore DBS because reconfig aborted at an irreversible state.

Explanation

This error occurs when the user decides to abort the reconfig operation after an AMP has failed and the Teradata Database has to be rebuilt.

Generated By

RCOChFig.

For Whom

End User.

Notes

This situation occurs when, during the reconfig operation, the Teradata Database crashed in an irreversible state, and the system returned with an AMP down.

Remedy

None.

6137

Message

The hash bucket arrays on an AMP are invalid.

Explanation

This error occurs if the user has not run fsuinitier before starting Reconfig.

Generated By

RCOckFig.

For Whom

End User.

Notes

The fsuinitier utility must be run when the "Add AMP" operation is invoked.

Remedy

Start fsuinitier on the new AMPs.

6138

Message

You cannot invoke this operation before startup completes.

Explanation

This error occurs when the user starts the check table (RCoCKTB) utility before completing startup.

Generated By

RCoCKTB.

For Whom

End User.

Notes

None

Remedy

Resubmit after startup completes.

6139

Message

An invalid table header information was returned.

Explanation

This error occurs when a table is missing its table header.

Generated By

FigTBC.

For Whom

Support Representative.

Notes

None

Remedy

Find the bad table and correct it.

6140

Message

RECONFIG aborted due to improper disk initialization procedure.

Explanation

This error occurs when one or more of the following situations are detected: 1) A new AMP has a different row count in DBC.Proc, 2) A new AMP has a different row count in DBC.Lib,

3) A new AMP has a different version number, 4) A new AMP has tables other than DBC.Proc, DBC.Lib, Scratch table, and Spool table.

Generated By

RcoCKPNL.

For Whom

Support Representative. Operator.

Notes

None

Remedy

Start fsuinitr on the new AMPs.

6141

Message

RECONFIG aborted due to inconsistent database tables.

Explanation

This error indicates that database tables on all online AMPs are not in the same order, or some of the database tables are missing from some AMPs. The reconfiguration process is aborted.

Generated By

RcoVT

For Whom

Support Representative. Operator.

Notes

None

Remedy

Contact your Support Representative.

6142

Message

RECONFIG aborted at an irreversible state.

Explanation

This error indicates that in the Table Redistribution phase of RECONFIG, a database table could not be found on all of the online AMPs, and the user decides to abort the reconfiguration process.

Generated By

RCOPhsRedistTables

For Whom

Support Representative.

Notes

None

Remedy

Contact your Support Representative.

6143

Message

Operation aborted because it conflicts with currently active Reconfig.

Explanation

This error indicates that the Reconfig is active. So we can not begin config, or end config, or run multiple reconfig now.

Generated By

RCOCInpu

For Whom

Support Representative.

Notes

None

Remedy

Wait for ReConfig to finish.

6144

Message

Reconfig aborted, DBS State was not proper, unable to proceed.

Explanation

This error indicates that the Teradata Database is not quite ready to be reconfigured. The system is not ready or Reconfig may be presently active.

Generated By

RcoCkSta.

For Whom

Support Representative.

Notes

None

Remedy

Contact your Support Representative.

6145

Message

Reconfig stopped, is in an irreversible state with down AMPs.

Explanation

This error occurs in RCOCHFIG when system restarted in an irreversible state and an AMP in the new Configuration is offline.

Generated By

RcoChFig.

For Whom

Support Representative.

Notes

None

Remedy

Contact your Support Representative.

6146

Message

Reconfig stopped, logged on sessions found in DBC.Session Table

Explanation

This error occurs in RCOCKSes when Reconfig is started with a PE down but there exists a session logged on in the DBC.Session table. Reconfig will not make it to the Calculate New Hash Bucket Phase.

Generated By

RCOCKSes.

For Whom

Support Representative.

Notes

None

Remedy

Contact your Support Representative. The session needs to be removed the DBC.Session table for Reconfig to continue.

6147

Message

Reconfig has encountered an invalid header in the DBC.Session Table

Explanation

This error occurs in FigCkSes when Reconfig attempts to read the DBC.Session table across all Amps.

Generated By

FigCkSes.

For Whom

Support Representative.

Notes

None

Remedy

Contact your Support Representative. The DBC.Session table needs to be repaired before continuing with the Reconfig.

6148

Message

Reconfig has encountered an invalid row in the DBC.Session Table

Explanation

This error occurs in FigCkSes when Reconfig attempts to read the DBC.Session table across all Amps.

Generated By

FigCkSes.

For Whom

Support Representative.

Notes

None

Remedy

Contact your Support Representative. The DBC.Session table needs to be repaired before continuing with the Reconfig.

6149

Message

Reconfig Cancelled, there is more than one AMP down in a cluster

Explanation

This error occurs in RCOCKDwn when Reconfig can not continue due to a cluster being inoperable.

Generated By

RCOCKDwn.

For Whom

Support Representative.

Notes

None

Remedy

Contact your Support Representative. At least the AMPs in the cluster which is forcing us down need to be brought up.

6150

Message

Operator has Cancelled Reconfig due to AMPs down in configuration

Explanation

This error occurs in RCOCKDwn when the operator chooses to cancel rather than continue after Reconfig reports that one or more AMPs are down in the configuration.

Generated By

RCOCKDwn.

For Whom

Support Representative.

Notes

None

Remedy

Contact your Support Representative. Operator invoked error. Operator may restart Reconfig at his/her convenience.

6151

Message

Remove Rules from DBC.LogonRuleTbl before running Reconfig

Explanation

This error occurs in RCOLogRI when rules are found for hosts which are to be deleted from configuration.

Generated By

RCOLogRI.

For Whom

Support Representative.

Notes

None

Remedy

Contact your Support Representative. Remove Rules and then proceed to next step prior to Reconfig.

6152

Message

Unable to rebuild Non-Unique Secondary Index, needs rebuilding

Explanation

This error occurs in RCOErrUT when a disk error is encountered on a Non-Unique Secondary index which cannot be rebuilt on the fly.

Generated By

RCOErrUt.

For Whom

Support Representative.

Notes

None

Remedy

Contact your Support Representative. Drop subtable and rebuild.

6153

Message

Unable to rebuild Unique Secondary Index, needs to be rebuilt

Explanation

This error occurs in RCOErrUT when a disk error is encountered on a Unique Secondary index which cannot be rebuilt on the fly.

Generated By

RCOErrUt.

For Whom

Support Representative.

Notes

None

Remedy

Contact your Support Representative. Drop subtable and rebuild.

6154

Message

Encountered disk error on Table header, AMP needs to be rebuilt

Explanation

This error occurs in RCOErrUT when a disk error is encountered on a Table Header. Entire AMP is forced down. Requires Amp rebuild following reconfig.

Generated By

RCOErrUt.

For Whom

Support Representative.

Notes

None

Remedy

Contact your Support Representative. Rebuild AMP after reconfig.

6155

Message

Encountered disk error on Table without Fallback, need to restore

Explanation

This error occurs in RCOErrUT when a disk error is encountered on a Table which has no fallback copy. Table needs to be restored.

Generated By

RCOErrUt.

For Whom

Support Representative.

Notes

None

Remedy

Contact your Support Representative. Restore Table after Reconfig.

6156

Message

Encountered disk error, causing too many Amps down in cluster

Explanation

This error occurs in RCOErrUT when a disk error is encountered on a Table forcing an AMP down. Unfort- unately there is already an AMP down in the Cluster. Reconfig is forced to terminate.

Generated By

RCOErrUt.

For Whom

Support Representative.

Notes

None

Remedy

Contact your Support Representative. Need to restore all tables.

6157

Message

Encountered disk error on Table which has Amp Down in cluster

Explanation

This error occurs in RCORBDat when a disk error is encountered on a Table with an incomplete cluster. Table will be marked - RCOAbort.

Generated By

RCORBDat.

For Whom

Support Representative.

Notes

None

Remedy

Contact your Support Representative. Need to restore tables.

6158

Message

Recovery is still active, Reconfig will not run until recovery done

Explanation

This error occurs in RCOCKSta while trying to start up Reconfig. If recovery is still active, Reconfig can not be started.

Generated By

RCOCKSta.

For Whom

Support Representative.

Notes

None

Remedy

Contact your Support Representative. Need to Wait for recovery to complete.

6159

Message

Configuration map has been changed since Reconfig was initiated

Explanation

This error occurs in RCOCKSta while trying to start up Reconfig. If Config map is different from when Reconfig was started, Reconfig will not run. Config must have ended after Reconfig was started.

Generated By

RCOCKSta.

For Whom

Support Representative.

Notes

None

Remedy

Contact your Support Representative. Need to re-start Reconfig.

6160

Message

Recovery still has AMPs in Hold or Catchup. Reconfig aborted

Explanation

This error occurs in RCOCKDwn while trying to start up Reconfig. If Config map reflects an Amp in hold or catchup it will not continue.

Generated By

RCOCKSta.

For Whom

Support Representative.

Notes

None

Remedy

Contact your Support Representative. Need to re-start Reconfig.

6161

Message

Reconfig restarting system to recover remaining rows from disk error

Explanation

This error occurs in RCORBDat when an error is encountered during the Table Redistribution Phase of Reconfig in a block which has a mix of new and old data rows. The old data rows have been recovered and the checkpoint has been adjusted so that the potential new rows which were lost will be resent. This can also happen in the Old Table Deletion Phase when data block has collapsed due to no rows being returned in the recovery (all rows in this block have moved to another AMP). This is purely an informational type error.

Generated By

RCORBDat.

For Whom

Support Representative.

Notes

None

Remedy

Contact your Support Representative. Reconfig will restart automatically.

6162

Message

Encountered disk error on Alternate copy of data during recovery

Explanation

This error occurs in RCORBDat when a disk error is encountered on a Table which is attempting to recover data for another AMP.

Generated By

RCORBDat.

For Whom

Support Representative.

Notes

None

Remedy

Contact your Support Representative. Need to restore table.

6163

Message

Encountered disk error on Crucial System Table - AMP taken down

Explanation

This error occurs in RCORBDat when a disk error is encountered on a Table like MGCSysRcvStatTID. This Table is necessary for checkpointing and status of Reconfig. AMP in error is taken down....

Generated By

RCORBDat.

For Whom

Support Representative.

Notes

None

Remedy

Contact your Support Representative. Need to rebuild AMP.

6164

Message

NewReady AMPs which are not in New Configuration need to be DOWN

Explanation

This error occurs in RCOCKFig when a NewReady AMP is present but it is not a member of the configuration to be. It is not being added or moved. The Amp needs to be powered down if not in the destination configuration. This error occurs in RCOInput when a move AMP is followed by a cluster change. This is an impossible situation due to assumptions made in the recovery logic.

Generated By

RCOCkFig. RCOCInpu.

For Whom

Support Representative. Support Representative.

Notes

None

Remedy

Power the AMP(s) in question down before resuming with the reconfig. Do not combine the move and the change cluster in a single Reconfig. First do one quick Reconfig for the move; then do a second Reconfig for other configuration changes.

6166

Message

Other configurational changes pending, change cabinet not allowed.

Explanation

This error occurs in RCOCInput when a change cabinet is attempted while there are other configurational changes defined in the new map (add, delete, cluster).

Generated By

RCOCInpu.

For Whom

Support Representative.

Notes

None

Remedy

Remove configuration changes from new config map. Then resubmit the change cluster.

6174

Message

Invalid Tasks Value Input.

Explanation

This error occurs if the task input command has value is bigger than RCOMAXTASKS or the max amp worker tasks divide by 3 (because each reconfig control task need 3 amp worker tasks). Therefore, the max number of parallel tasks for reconfig must be a number between 1 and RCOMAXTASKS or maxampworkertasks/3.

Generated By

RCOParse.

For Whom

End User.

Notes

None

Remedy

Correct the command and resubmit the request.

6175

Message

The BackDownTo16BitBkts flag in DBSControl must be set to true in order to revert to 16-bit hash buckets.

Explanation

This error occurs if the current hash bucket size is 20 bits, and the new hash bucket size is 16 bits. In order to back down to a 16-bit hash bucket size, the internal flag BackdownTo16BitBkts in DBSControl must be set to true.

Generated By

RCOINPUT.

For Whom

End User.

Notes

None

Remedy

Correct the command and resubmit the request.

6176

Message

The current and new hash bucket size fields must not be changed during reconfig.

Explanation

This error occurs if the current hash bucket size or the new hash bucket size in the DBSControl record changed during reconfig. User should use the DBSControl utility to change the field(s) back to the correct values.

Generated By

FIGUSTA.C.

For Whom

Support Representative.

Notes

None

Remedy

Contact your Support Representative.

6177

Message

Reconfig Estimator aborted at %VSTR due to error <%d>.

Explanation

This error occurs when Reconfig estimator aborts due to some unexpected reasons.

Generated By

RCOESTCTRL.C ,RCOESTNCTRL.C ,or FIGESTEVTHDL.C.

For Whom

Support Representative.

Notes

None

Remedy

Contact your Support Representative.

6178

Message

Hash bucket size changes are not allowed during online reconfig.

Explanation

This error occurs if the system under certain hashbucket changes.

Generated By

RCOSvc.

For Whom

End User.

Notes

None

Remedy

Check the Teradata Database state to ensure that there are no changing hash bucket.

6179

Message

Reconfig online finished.

Explanation

This message is displayed when the reconfiguration process online completes.

Generated By

RCORESUME.

For Whom

End User.

Notes

None

Remedy

None.

6180

Message

Reconfig Order Subsystem - Bad OrderType.

Explanation

The Reconfig Order Subsystem has encountered an internal error - invalid OrderType.

Generated By

Reconfig Order Subsystem.

For Whom

End User.

Notes

None

Remedy

Contact support representative.

6181

Message

Reconfig Order Subsystem - Bad OrderGroup.

Explanation

The Reconfig Order Subsystem has encountered an internal error - invalid OrderGroup.

Generated By

Reconfig Order Subsystem.

For Whom

End User.

Notes

None

Remedy

Contact support representative.

6182

Message

Reconfig Order Subsystem - Bad OrderNumber.

Explanation

The Reconfig Order Subsystem has encountered an internal error - invalid OrderNumber.

Generated By

Reconfig Order Subsystem.

For Whom

End User.

Notes

None

Remedy

Contact support representative.

6183

Message

Reconfig Order Subsystem - Bad table ID.

Explanation

The Reconfig Order Subsystem has encountered an internal error - invalid table ID.

Generated By

Reconfig Order Subsystem.

For Whom

End User.

Notes

None

Remedy

Contact support representative.

6184

Message

Reconfig Order Subsystem - Bad database name.

Explanation

The Reconfig Order Subsystem has encountered an internal error - invalid database name.

Generated By

Reconfig Order Subsystem

For Whom

End User

Notes

None

Remedy

Contact support representative.

6185

Message

Reconfig Order Subsystem - Bad table name.

Explanation

The Reconfig Order Subsystem has encountered an internal error - invalid table name.

Generated By

Reconfig Order Subsystem

For Whom

End User

Notes

None

Remedy

Contact support representative.

6186

Message

Reconfig Order Subsystem - Bad spool.

Explanation

The Reconfig Order Subsystem has encountered an internal error related to spool. It can be a bad spool ID, a bad spool header, etc.

Generated By

Reconfig Order Subsystem

For Whom

End User

Notes

None

Remedy

Contact support representative.

6187

Message

Reconfig Order Subsystem - Number of responses exceeds limit.

Explanation

The number of responses for a Reconfig Order Subsystem command has exceeded the limit. For instance, if the Order Spool size is bigger than expected, a "Read" command of the Spool may require more responses than the defined limit.

Generated By

Reconfig Order Subsystem

For Whom

End User

Notes

None

Remedy

Contact support representative.

6188

Message

Reconfig Order Subsystem - row count mismatch.

Explanation

Row count mismatch. For instance, when the row count recorded in the Reconfig Control Block does not match the actual row count of an Order dictionary table.

Generated By

Reconfig Order Subsystem

For Whom

End User

Notes

None

Remedy

Contact support representative.

6189

Message

Reconfig Order Subsystem - user defined ordering not supported for DBC tables.

Explanation

DBC.ReconfigRedistOrderTbl or DBC.ReconfigDeleteOrderTbl contain user defined ordering for DBC table(s).

Generated By

Reconfig Order Subsystem

For Whom

End User

Notes

None

Remedy

User should examine DBC.ReconfigRedistOrderTbl and DBC.ReconfigDeleteOrderTbl for rows referencing DBC tables and delete those rows.

6191

Message

Changing PE(s) is only allowed during offline reconfig.

Explanation

If reconfig will be run solely to change PE(s), then make sure that logons are disabled and that no logon sessions are active before starting reconfig.

Generated By

RCOinput.

For Whom

End User.

Notes

None

Remedy

Check the Teradata Database state to ensure that no logon if reconfig running with changing Pes Only.

6192

Message

AMP deletion is not allowed during online reconfig.

Explanation

This error occurs if the system have deleted AMPS during system logons.

Generated By

RCOSvc.

For Whom

End User.

Notes

None

Remedy

Check the Teradata Database state to ensure that there are no deletion AMPS during online reconfig.

6194

Message

The fallback subtables from 9 to 16 must be available for online reconfig.

Explanation

This error occurs if the system has added or modified the existing clusters when running online reconfig. Thus, during redistribution, backupid array doesn't have enough room to store the subtable during online reconfig.

Generated By

RCOckfig and figccfg.

For Whom

End User.

Notes

None

Remedy

With is configuration it can not run online reconfig at all.

6195

Message

Reconfig Aborted by User.

Explanation

This error occurs if user wants to Abort Reconfig.

Generated By

RCOAbort.

For Whom

End User.

Notes

None

Remedy

Start reconfig again after initializing new amps vprocs.

6196

Message

Reconfig online deletion finished.

Explanation

This message is displayed when the reconfiguration process online deletion completes.

Generated By

RCORESUME.

For Whom

End User.

Notes

None

Remedy

None.

6197

Message

Reconfig Abort is disabled.

Explanation

This error occurs if abort for reconfig is disabled for the system.

Generated By

RCOSvc.

For Whom

End User.

Notes

None

Remedy

Contact support representative.

6198

Message

Neither Move, Modify nor Add AMP changes are allowed for existing clusters during online reconfig.

Explanation

This error occurs when any AMPs in an existing cluster are moved, modified, or added during online reconfig.

Generated By

RCOSvc.

For Whom

End User.

Notes

None

Remedy

Check the Teradata Database Current and New configurations to ensure that no AMPs are to be moved, modified or added to an existing cluster during online reconfig. If such changes are required to reach the desired new configuration, run reconfig offline.

6199

Message

Adding to or modifying an AMP in an existing cluster is not allowed during online reconfig.

Explanation

This error occurs when any AMPs in an existing cluster are added to or modified during online reconfig.

Generated By

RCOSvc.

For Whom

End User.

Notes

None

Remedy

Check the the Teradata Database Current and New configurations to ensure that no AMPs are added or modified for any existing cluster during online reconfig. If such changes are required to reach the desired new configuration, run reconfig offline.

6200

Message

The Move AMP operation is not permitted during online reconfig.

Explanation

This error occurs if a reconfiguration specifies a Move AMP operation and reconfig is running online.

Generated By

RCOSvc.

For Whom

End User.

Notes

None

Remedy

Check the Current and New configurations to ensure that no AMPs are moved during online reconfig. If moving some AMPs is necessary to create the desired new configuration, run reconfig offline.

6600

Message

Memory use to keep track of transactions has been exhausted.

Explanation

In order to process an transactions a certain amount of heap memory is needed. This for transaction context and change row storage.

Generated By

Replication Services Call Interface (RCI)

For Whom

RSG (Relay Services Gateway)

Notes

None

Remedy

It could be as a result of send change rows out of order to the call interface. The worst case scenario being never seeing the first change row for a transaction. Send the change rows in order and make sure that none are missing.

6601

Message

There was a parameter error in the procedure call

Explanation

One of the Parameters in the RCI call interface was wrong or inconsistent.

Generated By

Replication Services Call Interface (RCI)

For Whom

RSG (Relay Services Gateway)

Notes

None

Remedy

Fix the problem in the interface.

6602

Message

The batch is busy, it cannot execute the request

Explanation

A RCI request asked that an operation be performed for a particular asynchronous batch that is currently busy doing other things such as applying transactions.

Generated By

Replication Services Call Interface (RCI)

For Whom

RSG (Relay Services Gateway)

Notes

None

Remedy

N/A

6603

Message

An operation was requested on a batch that does not exist

Explanation

A RCI request asked for an operation on a asynchronous batch that does not exist. A Start Batch request must always precede any other batch operation.

Generated By

rcibegintransaction module.

For Whom

RSG (Relay Services Gateway)

Notes

None

Remedy

N/A

6604

Message

A changed data row was received that whose contents are in error

Explanation

A changed data row had one on many possible problems: 1. Invalid transaction ID or one not known about. 2. Invalid session/host number or one not known about. 3. A row sequence number that has already been seen. 4. A length field that is zero.

Generated By

Replication Services Call Interface (RCI)

For Whom

RSG (Relay Services Gateway)

Notes

None

Remedy

N/A

6605

Message

A operation was attempted that made no sense given the current state

Explanation

This is primarily the result of requesting that an operation be performed the is not following the proper protocol. Some examples are: 1. Clean batch that is not in correct state (crash state or or done). 2. Asking for a commit sequence number for a batch not in crash state. 3. Sending change rows to a transaction that is not in the correct state. 4. Executing control messages out of sequence or inappropriately for a transaction and example would be requesting a request abort for an asynchronous transaction.

Generated By

Replication Services Call Interface (RCI)

For Whom

RSG (Relay Services Gateway)

Notes

None

Remedy

N/A

6606

Message

Not enough space was provided to receive the data into

Explanation

The RCI receive interface relies on the caller providing enough space to receive data as required. The length parameter is used to make that determination. If too small an area is provided the data will be returned but truncated to the maximum length.

Generated By

Replication Services Call Interface (RCI)

For Whom

RSG (Relay Services Gateway)

Notes

None

Remedy

N/A

6607

Message

Replication internal error (see traceback)

Explanation

One of the RSG/RCI software's many sanity checks has failed, indicating an internal inconsistency in data or processing state. This error causes a system restart.

Generated By

RSG/RCI software

For Whom

User.

Notes

One of many fatal error conditions detected by sanity checks in Replication software could have caused this error message. Because this error is non-specific, it is necessary to qualify any error with the associated traceback.

Remedy

Contact your Support Representative. Save the crashdump for offloading. Have all traceback information ready. Then contact your Support Representative.

6608

Message

Not all changed rows have been seen for Transaction

Explanation

An Control command such as a Phase 1 Vote was submitted to the RCI interface for a transaction for which the change rows seen did not match the expected row count as provided in the control message.

Generated By

RSG/RCI software

For Whom

RSG (Relay Services Gateway)

Notes

None

Remedy

N/A

6609

Message

Close out Batch running out of resources

Explanation

The resources used by this batch is running low. This is a request to close out the asynchronous batch now. However the current transaction will be accepted. The resource in question could be spool space, group IDs channel IDs, semaphores and the maximum number of transactions allowed for a batch.

Generated By

RSG/RCI software

For Whom

RSG (Relay Services Gateway)

Notes

None

Remedy

N/A

6610

Message

The commit sequence number is invalid

Explanation

The commit sequence number for this replicated transaction is zero. Zero is not allowed for a commit sequence number for asynchronous batch transactions.

Generated By

RSG/RCI software

For Whom

RSG (Relay Services Gateway)

Notes

None

Remedy

N/A

6611

Message

Stop sending change rows for transaction

Explanation

This is a request by TD software to ask RS to not send anymore change rows for this synchronous transaction until a RepTrContinue message is received by RCIRxCtrl for the specified transaction. This will happen if AMPs cannot apply the change rows as fast as RS can send them. It usually means that the AMPs are very busy doing other work or the transaction is being blocked by a lock it is waiting for.

Generated By

RSG/RCI software

For Whom

RSG (Relay Services Gateway)

Notes

None

Remedy

N/A

6612

Message

Still unfinished transactions for batch

Explanation

Means there are still asynchronous immediate transactions in the batch that have not seen a RepPhase2 or RepAbortTran control message.

Generated By

RSG/RCI software

For Whom

RSG (Relay Services Gateway)

Notes

None

Remedy

N/A

6650

Message

RSG could not fork send or receive task

Explanation

RS Gateway vProc Control Task could not spawn a Primary Send, or Receive task.

Generated By

RSG

For Whom

System Administrator

Notes

None

Remedy

Determine why Linux will not allow RSG to spawn processes

6651

Message

RSI interface did not respond

Explanation

Not used. RSG simply retries the RSI startup routine until it succeeds.

Generated By

RSG (Relay Services Gateway) vProc

For Whom

System Administrator

Notes

None

Remedy

None required

6652**Message**

Not currently in use

Explanation

Not used.

Generated By

Not currently generated.

For Whom

No user.

Notes

None

Remedy

None required

6653**Message**

Call to RsiServer failed in RSG

Explanation

A receiver task in RSG called to RsiServer and received a failure.

Generated By

RSG (Relay Services Gateway) vProc

For Whom

System Administrator

Notes

None

Remedy

Diagnose the communication problem by viewing the log files located in the directory `/etc/opt/teradata/tdconfig/rsg`.

6654

Message

RSG could not send data to MDS

Explanation

When RSG attempted to send data to MDS, a failure was returned by MDS.

Generated By

RSG (Relay Services Gateway) vProc

For Whom

System administrator

Notes

None

Remedy

Diagnose the communication problem by viewing the log files located in the directory `/etc/opt/teradata/tdconfig/rsg`.

6655

Message

RSG received invalid message class

Explanation

The class field of a message header is not of the expected type `SYMSGREPCCLASS`. Message was placed on either the `RSG_CONTROL_MBOX` or on one of the RSG sender task mailboxes. Error is recognized in `RsgPSPProcessMsg`, or `RsgCTRLProcessMsg` and occurs because `msgrxseg()` in the main processing loop of the control task or one of the sender tasks returned an unknown message class in the message header.

Generated By

RSG

For Whom

TD System Administrator

Notes

None

Remedy

N/A

6656

Message

RSG received invalid message kind

Explanation

The kind field of a message header was not the expected type. Message was placed on either the RSG_CONTROL_MBOX or on one of the RSG sender task mailboxes. Error is recognized in Primary sender, or RSG Control task which is called after a msgrxseg() in the main processing loop of the control task or one of the sender tasks.

Generated By

RSG

For Whom

TD System Administrator

Notes

None

Remedy

N/A

6657

Message

RSG received invalid message type from RSI

Explanation

RSI sent a message to an RSG receiver and the message type was not expected. Occurs in RsgServiceReq (synchronous response is needed) or RsgServiceMsg (no response or an asynchronous response is needed).

Generated By

RSG (Relay Services Gateway) vProc

For Whom

System Administrator

Notes

None

Remedy

Verify RSI functionality

6658

Message

RSG received an unexpected response to TD message

Explanation

RSG sent a message to TD which required a response. The response was not the correct type.

Generated By

RSG (Relay Services Gateway) vProc

For Whom

System administrator

Notes

None

Remedy

N/A

6659

Message

RSG could not allocate a TIB for a transaction

Explanation

RSG attempted to allocate a TIB data structure for a transaction ID or a utility ID and none is available. There is a limit of 500 active TIB's on a node, this limit was exceeded.

Generated By

RSG (Relay Services Gateway) vProc

For Whom

System administrator

Notes

None

Remedy

Limit the number of active transactions to 500

6660

Message

RSG did not find the TIB information for this transaction

Explanation

RSG attempted to locate TIB data structure for a transaction ID. This error occurs when more than 500 transactions are active on the node, or when TIB information for the transaction has been lost.

Generated By

RSG (Relay Services Gateway) vProc

For Whom

System Administrator

Notes

None

Remedy

None.

6661

Message

Incomplete connection processing to this Replication group

Explanation

RSG data connections wait for RepConnect/RepCopyConnect messages in the control command before they can complete their processing. If the RepConnect/RepCopyConnect messages do not arrive in 1 minute, an error is return by the message subsystem as the awaiting messages timed out.

Generated By

RSG

For Whom

Intermediary/End User

Notes

None

Remedy

Correct the control connection and re-establish connection to the replication group.

6662

Message

Tables containing Large Objects and User Defined Data Types cannot be copied

Explanation

There was an attempt to run table copy operation on a table that contains either large objects or user defined data types

Generated By

RSG

For Whom

Intermediary/End User

Notes

None

Remedy

Avoid running Table copy on a table that has LOBs/UDTs

6665

Message

RSG failed to locate the TD AMP Worker Task's well-known mailbox

Explanation

RSG attempted to locate the well-known mailbox for the TD AMP worker task. The call to `tosgdoget()` returned a count of zero AMPs.

Generated By

RSG (Relay Services Gateway) vProc

For Whom

System Administrator

Notes

None

Remedy

Determine the problem within the Teradata system

6666

Message

The RSG configuration file is not accessible (`/etc/opt/teradata/tdconfig/rsg/rsg.cfg`)

Explanation

RSG has attempted to open the Linux configuration file for reading and the open failed. File is located in `/etc/opt/teradata/tdconfig/rsg` and the name is `rsg.cfg`.

Generated By

RSG Control task during startup

For Whom

System administrator

Notes

None

Remedy

Add the rsg_config_file or verify the permissions of the file

6667

Message

Contents of RSG configuration file are incorrect

Explanation

RSG read the configuration file and found a keyword that is not correct. File is located in /etc/opt/teradata/tdconfig/rsg and the name is rsg.cfg. The following keywords are expected: MDSGWYNODE, RSGMASTERNODE and DEBUGTRACE.

Generated By

RSG Control task during startup

For Whom

System administrator

Notes

None

Remedy

Correct the contents of the rsg_config_file.

6670

Message

An RSG informational event was logged.

Explanation

This is an informational message which will be logged to the /var/log/message file and the console without causing a TPA reset. The specific information is encoded within the event message.

Generated By

RSG

For Whom

System administrator

Notes

None

Remedy

This message is for information only.

6671

Message

Invalid protocol.

Explanation

A protocol error was detected due to an unexpected message class or kind. This message could be sent between RSG tasks, between an AMP and RSG, or between the intermediary and RSG.

Generated By

RSG

For Whom

Intermediary/End User

Notes

None

Remedy

Re-establish connection to the replication group.

6672

Message

Invalid group identifier.

Explanation

The group context cannot be found.

Generated By

RSG

For Whom

Intermediary/End User

Notes

None

Remedy

Make sure the group identifier is valid.

6673**Message**

Invalid security token.

Explanation

The security token provided is invalid.

Generated By

RSG

For Whom

Intermediary/End User

Notes

None

Remedy

Make sure the security token is correct.

6674**Message**

RSG work queue storage exhausted.

Explanation

The internal storage structures that are used by the RSG to enqueue transactions that are ready to be sent to the intermediary has reached its capacity. This condition can occur when the replication intermediary has disconnected from the RSG, causing a transmission backlog

to accumulate. When this condition occurs, transactions that are awaiting transmission of their data to the replication intermediary may be aborted.

Generated By

RSG

For Whom

System administrator or end user

Notes

None

Remedy

Insure that the intermediary (replication transport subsystem) is operational and then rerun the failed transaction.

6675

Message

Exceeded maximum number of request-level aborts.

Explanation

A request was aborted in a session that is operating in ANSI transaction mode, but 5 requests is the same transaction have already been aborted. The RSG can only support 5 request-level aborts per transaction. Therefore, the transaction has been aborted.

Generated By

RSG

For Whom

End User

Notes

None

Remedy

Correct the application as necessary to enable it to run to completion with not more than 5 request aborts.

6676

Message

Command connection to this Vproc is invalid.

Explanation

The command connection can only be done to the designated RSG Vproc i.e the highest numbered RSG Vproc.

Generated By

RSG

For Whom

Intermediary/End User

Notes

None

Remedy

Make sure the command connection is sent to the designated RSG Vproc.

6677

Message

Data connection to this Vproc is invalid.

Explanation

There is an attempt to resend data connection following a disconnect to an RSG Vproc, that is NOT the same as the previous data connection RSG Vproc.

Generated By

RSG

For Whom

Intermediary/End User

Notes

None

Remedy

Make sure the data connection is sent to the RSG Vproc, where the data connectoin was first made

6678

Message

No more space in the key array.

Explanation

There is no more space in the key array to process more rows

Generated By

RSG

For Whom

TD System Administrator

Notes

None

Remedy

N/A

6679

Message

Missing a message in the LOB row.

Explanation

The RSG task detected a missing message in the LOB row

Generated By

RSG

For Whom

TD System Administrator

Notes

None

Remedy

N/A

6680

Message

Invalid table copy context.

Explanation

The table copy context is not found.

Generated By

RSG

For Whom

Intermediary/End User

Notes

None

Remedy

Make sure the table identifier provided for the copy operation is valid.

6681

Message

No data connection.

Explanation

The CDA data connection does not exist.

Generated By

RSG

For Whom

Intermediary/End User

Notes

None

Remedy

Re-establish the apply connection to the replication group and re-try the operation.

6682

Message

Replication group is terminating.

Explanation

1. If this error code is returned in the response to a SQL request, the transaction has updated a replicated table, and the replication group is in the process of terminating. To prevent lock conflicts with the termination operation, the transaction has been aborted. 2. If this error code is returned by the RSG in response to a Connect or DataSignon message from an intermediary, it indicates that a previously submitted terminate command has not yet been completely processed. A new connection cannot be established yet.

Generated By

RSG

For Whom

End User

Notes

None

Remedy

Re-submit the transaction or RSG operation that failed; it should succeed when the termination processing has completed.

6683

Message

RSG has detected an existing data connection to the Replication Group.

Explanation

Multiple RepDataSignon messages were received by RSG for the same replication group.

Generated By

RSG

For Whom

Intermediary/End User

Notes

None

Remedy

The replication group is in a "pending" state and RSG expects to receive the RepConnect message for the group. This pending state expires in one minute if RSG does not receive any RepConnect message.

6687**Message**

Invalid batch identifier.

Explanation

The batch identifier is invalid.

Generated By

RSG

For Whom

Intermediary/End User

Notes

None

Remedy

Re-establish the apply connection to the replication group and re-try the operation

6688**Message**

No currently open batch.

Explanation

All available batches are busy.

Generated By

RSG

For Whom

Intermediary/End User

Notes

None

Remedy

Re-establish the apply connection to the replication group and re-try the operation when a batch becomes available.

6689

Message

RSG detects an existing connection to the replication group.

Explanation

This error can be returned in the following cases: 1. Multiple RepConnect messages were received by RSG for the same replication group. 2. Multiple RepCopySignOn messages were received by RSG for the same replication group.

Generated By

RSG

For Whom

Intermediary/End User

Notes

None

Remedy

1. Both the data and command connections are established for the replication group, any subsequent RepDataSignon or RepConnect messages are rejected. 2. TableCopy connection is in progress. Concurrent Table Copy connection are not allowed for the same Replication group.

6690

Message

Invalid table identifier.

Explanation

A table id pair context for the table identifier provided is already created.

Generated By

RSG

For Whom

Intermediary/End User

Notes

None

Remedy

Re-establish the apply connection to the replication group and make sure the table id provided is correct.

6691**Message**

No transaction with a lower sequence number.

Explanation

The server does not have any outstanding transactions with a lower commit sequence number than provided by the intermediary.

Generated By

RSG

For Whom

Intermediary/End User

Notes

None

Remedy

This message is for information only.

6692**Message**

Transaction is aborted by the Replication transport.

Explanation

The server received the transaction commit response from the transport with the CanCommit flag set to false. The transaction is aborted by the server. (Note: There should be no condition under which the transport will reject the transaction)

Generated By

Replication Transport

For Whom

End User

Notes

None

Remedy

None

6694

Message

Transaction aborted due to disk space limit or write errpr.

Explanation

Change Data Capture was unable to write the spill record to disk due to space limitation or encountered write error.

Generated By

RSG

For Whom

Intermediary/End User

Notes

None

Remedy

Cleanup or increase the space limit for the RSG spill file directory.

6695

Message

Message encryption is not enabled on this RSG vproc.

Explanation

Change Data Capture was unable to load the TDGSS library during system startup, message encryption is thus disabled.

Generated By

RSG

For Whom

Intermediary/End User

Notes

None

Remedy

Check if the TDGSS package is installed properly on the system.

6696

Message

Unexpected response from RCT.

Explanation

RSG received an unexpected response message from RCT. This is a protocol error.

Generated By

RSG

For Whom

Intermediary/End User

Notes

None

Remedy

Re-establish the connection to the replication group and re-try the operation.

6697

Message

Fatal error in RSG.

Explanation

RSG received an unexpected error which caused the Teradata DBS to crash. Resubmitting the operation will probably cause another system crash.

Generated By

RSG

For Whom

Intermediary/End User

Notes

None

Remedy

The crash is caused by a Teradata DBS error. Contact your Support Representative.

6698

Message

The Message Size in RSG exceeded the maximum limit.

Explanation

The Message Size exceeded the maximum limit of 256K bytes in length.

Generated By

RSG

For Whom

Intermediary/End User

Notes

None

Remedy

Contact your Support Representative.

6699

Message

Transaction aborted due to replication transport outage.

Explanation

RSG got a disconnect from transport in maximum protection mode. Therefore transaction was aborted. Any new transaction will all be aborted until a reconnection happens from the transport.

Generated By

RSG

For Whom

End User

Notes

None

Remedy

Re-establish connection.

6700

Message

Internal error: A move between incompatible string types was requested of the ISF subsystem.

Explanation

Is returned when a move of a byte, character or ynet string to an incompatible destination string is requested. This is possibly caused by a mismatch of strings types. For example, moving a byte string to a character string.

Generated By

The ISF subsystem. Most likely the isfcalc routine.

For Whom

Support Representative.

Notes

None

Remedy

If the problem persists, notify your Support Representative.

6701

Message

An unknown character string translation was requested.

Explanation

The ISF subsystem was requested to perform an unknown translation. It is likely that the translation name given in the TRANSLATE function is invalid, or the character set required for the translation has not been installed.

Generated By

The ISF subsystem, or flttrans routines.

For Whom

End User.

Notes

None

Remedy

Correct the translation-name in the statement and resubmit it. Install the required character set as This error can also be returned when importing or exporting a character string to a client character set. For example, a translation from ASCII to GRAPHIC is an unknown translation. Change the session character set, or internal character data type, in the statement and resubmit it. If this doesn't help, contact your Support Representative.

6702

Message

Translation from/to a character string with an invalid character set specification was requested of the ISF subsystem.

Explanation

The ISF subsystem has detected a client character set which is invalid, or not loaded. It is likely that the character set was passed in the system message header. The TDP, or gateway, may not be operating properly.

Generated By

The ISF subsystem. Most likely the isfcalc routine.

For Whom

End User.

Notes

None

Remedy

Try resetting TDP by issuing .SET SESSION CHARSET <charsetname> command (if you use BTEQ). <charsetname> must be a valid character set. ASCII & EBCDIC are guaranteed to be valid. If this doesn't help, contact your Support Representative.

6703

Message

Internal error: A move from, or to, an unknown string type was requested of the ISF subsystem.

Explanation

Is returned when a move involving non-string data is requested. The valid string types are: byte, character and ynet. This is possibly caused by passing a numeric type in the evlrepresent argument.

Generated By

The ISF subsystem. Most likely the isfcalc routine.

For Whom

Support Representative.

Notes

None

Remedy

If the problem persists, notify your Support Representative.

6704

Message

Internal error: The ISF subsystem was requested to export a string to the client which is too large.

Explanation

Is returned when the string exported to the client is larger than the maximum allowed string size.

Generated By

The ISF subsystem. Most likely the isfcalc routine.

For Whom

Support Representative.

Notes

None

Remedy

If the problem persists, notify your Support Representative.

6705

Message

An illegally formed character string was encountered during translation.

Explanation

This error occurs when in a string containing Multi-Byte Characters (MBC), the MBCs are not completely formed. The possibilities are: Form-of-use Illegal characters -----
----- Unicode Any single-byte character (SBC). Graphic Any SBC. KanjiEBCDIC A shift-out (SO) is followed by the end of the string. A SO is followed by MBCs, then the end of the string. A SO is followed by SBCs, before encountering a shift-in (SI). KanjiSJIS A SBC is encountered where we expect an MBC of 2 bytes. KanjiEUC A SBC is encountered where we expect an MBC of 2 bytes. A SBC, or 2 byte MBC, is encountered where we expect an MBC of 3 bytes.

Generated By

The ISF subsystem translation routines.

For Whom

End User.

Notes

None

Remedy

Either your SQL statement, or your data, has badly formed MBCs. Correct and resubmit.

6706

Message

The string contains an untranslatable character.

Explanation

The ISF subsystem encountered an untranslatable character while importing, or internally moving, a character string.

Generated By

The ISF subsystem translation routines.

For Whom

End User.

Notes

None

Remedy

Either your SQL statement, or your data, has some invalid characters. If the name of the translation is known, use the TRANSLATE_CHK to point to the bad character. Correct and resubmit.

6707

Message

Internal error: A move of overlapping strings was requested of the ISF subsystem.

Explanation

The string locations and lengths overlap in one of the following ways: 1) Character strings which completely overlap (the starting locations of both strings are the same) and the strings will change size during translation. 2) Byte, character, or ynet strings which partially overlap.

Generated By

The ISF subsystem. Most likely the isfchar, isfbyte, or or isfynet routines.

For Whom

Support Representative.

Notes

None

Remedy

If the problem persists, notify your Support Representative.

6708

Message

Internal error: Occurred while the ISF subsystem was installing character translation tables.

Explanation

The ISF subsystem encountered an internal error while installing character set, or internal, translation tables.

Generated By

The ISF subsystem init routines.

For Whom

Support Representative.

Notes

None

Remedy

If the problem persists, notify your Support Representative.

6709

Message

Internal error: No memory was available for the ISF subsystem to perform the move.

Explanation

The character string move which was requested requires the allocation of a temporary memory buffer and no memory is available.

Generated By

The ISF subsystem, or routines which call ISF.

For Whom

Support Representative.

Notes

None

Remedy

If the problem persists, notify your Support Representative.

6710

Message

Internal error: Occurred during ISF subsystem processing.

Explanation

The ISF subsystem encountered an internal error.

Generated By

The ISF subsystem routines.

For Whom

Support Representative.

Notes

None

Remedy

If the problem persists, notify your Support Representative.

6711

Message

Internal error: Collation input file invalid.

Explanation

An input file defining collation has an unexpected format. Most likely, the file(s) in /tpasw/etc is(are) corrupted.

Generated By

isfreadcoll

For Whom

Support Representative.

Notes

None

Remedy

Try pkgadd. If the problem persists, notify Remedy: If the problem persists, notify your Support Representative.

6712

Message

Internal error: Occurred during ISF subsystem collation initialization.

Explanation

Collation initialization could not complete.

Generated By

The ISF subsystem routines for collation initialization.

For Whom

Support Representative.

Notes

None

Remedy

Notify your Support Representative.

6713

Message

Internal error: Collation input file ambiguous.

Explanation

Collation initialization has detected a character defined to sort in two different places. One of the collation files is broken.

Generated By

isfreadcoll

For Whom

Support Representative.

Notes

None

Remedy

Notify your Support Representative.

6714

Message

Internal error: Reference to undefined value in collation file.

Explanation

Collation initialization has detected a reference to a character which has not been defined. One of the collation files is broken.

Generated By

isfreadcoll

For Whom

Support Representative.

Notes

None

Remedy

Notify your Support Representative.

6715

Message

Collation memory limit exceeded. Install fewer character sets.

Explanation

The collation GDO is not large enough to handle all the collations being loaded. This is probably due to CHARSET_COLL requiring a new collation for every loaded character set.

Generated By

The ISF subsystem routines for collation initialization.

For Whom

The DBA.

Notes

None

Remedy

Reduce the number of character set translations to be installed.

6716

Message

Internal error: Expected collation input file could not be opened.

Explanation

A file required for proper collation initialization can not be opened, probably because it does not exist where it should be--/tpasw/etc.

Generated By

The ISF subsystem routines for collation initialization.

For Whom

Support Representative.

Notes

None

Remedy

Try pkgadd. If the problem persists, notify your Support Representative.

6717

Message

Internal error: Unexpected character set for comparison.

Explanation

The CharType can not be handled by this routine. It should have been converted earlier.

Generated By

fltevcmp or mscmpd.

For Whom

Support Representative.

Notes

None

Remedy

If the problem persists, notify your Support Representative.

6718

Message

Internal error: Character sets do not match for comparison.

Explanation

Character data from different character sets should have already been converted before being seen by the current routine.

Generated By

fltevcmp or mscmpd

For Whom

Support Representative.

Notes

None

Remedy

If the problem persists, notify your Support Representative.

6721

Message

Internal error: Occurred during translation of dictionary object names or text strings.

Explanation

The MGC, or FLD, subsystems encountered an internal error during translation of an object name or text string in the data dictionary. Translation is attempted between the Unicode form on disk and the internal Latin, or Kanji1, form in memory.

Generated By

The MGC, or FLD, subsystem routines.

For Whom

Support Representative.

Notes

None

Remedy

If the problem persists, notify your Support Representative.

6723

Message

STATEMACHINE S80 is no longer supported.

Explanation

The map file for the specified session character set has STATEMACHINE S80, which is no longer supported. STATEMACHINE S81 will be used instead. This means that any multibyte characters that start with 0x80 will not be translated correctly.

Generated By

isfinitdcx

For Whom

The DBA.

Notes

None

Remedy

This is just a warning. Specifying STATEMACHINE S81 in the appropriate map file will remove the warning.

6724

Message

The object name is too long in NFD/NFC.

Explanation

During the name validation, the ISF subsystem calculated the length of a name string and it is longer than 128 characters in NFD/NFC. The object name must not exceed 128 characters when converted to NFD/NFC.

Generated By

The ISF subsystem.

For Whom

End User.

Notes

None

Remedy

The input name string is longer than 128 characters in NFD/NFC. Correct and resubmit the SQL.

6725

Message

Object name contains restricted characters.

Explanation

Characters that are excluded by the Name Validation Rules in DBS control settings have been detected in an object name. Note that all settings exclude the following characters: U+0000, U+001A, U+FFFD, U+FA6C, U+FACF, U+FAD0, U+FAD1, U+FAD5, U+FAD6, and U+FAD7. Characters that are converted to NFC, uppercased and are not contained in the client character set are also excluded.

Generated By

The ISF subsystem.

For Whom

End User.

Notes

None

Remedy

Either your SQL statement or your data has one or more restricted characters in the name string. Correct and resubmit the SQL or contact your DBA about changing the Name Validation Rules.

6726

Message

Internal error: ICU normalization function threw an error during the Unicode Normalization process.

Explanation

When transforming a string into one of the Unicode Normalization Forms, an ICU normalization API has thrown an error. We should never get into this scenario, but we can use this error for debugging purpose.

Generated By

The ISF subsystem.

For Whom

Support Representative.

Notes

None

Remedy

If the problem persists, notify your Support Representative.

6727

Message

Internal error: Occurred during ISF EON subsystem processing.

Explanation

The ISF EON subsystem encountered an internal error.

Generated By

The ISF subsystem.

For Whom

Support Representative.

Notes

None

Remedy

If the problem persists, notify your Support Representative.

6728

Message

Internal error: Memory pool ID is invalid.

Explanation

In the ISF subsystem, the pool ID used to initialize a memory pool is not in the valid range, or a pool ID not created by the caller thread has been referenced.

Generated By

The ISF subsystem.

For Whom

Support Representative.

Notes

None

Remedy

If the problem persists, notify your Support Representative.

6729

Message

Internal error: Session character set is invalid.

Explanation

In the ISF subsystem, the session character set passed is not in the valid range.

Generated By

The ISF subsystem.

For Whom

Support Representative.

Notes

None

Remedy

If the problem persists, notify your Support Representative.

6730

Message

Internal error: Pool memory limit is exceeded.

Explanation

In the ISF subsystem, the memory pool referenced has exceeded its memory limit.

Generated By

The ISF subsystem.

For Whom

Support Representative.

Notes

None

Remedy

If the problem persists, notify your Support Representative.

6731

Message

Internal error: Allocated space is not sufficient for target name.

Explanation

In the ISF subsystem, the amount of space indicated by an input parameter is not sufficient in order to create the target object name.

Generated By

The ISF subsystem.

For Whom

Support Representative.

Notes

None

Remedy

If the problem persists, notify your Support Representative.

6732

Message

Internal error: Wildcard string or name is not uppercased or not normalized.

Explanation

In the ISF subsystem, the wildcard string or the object name to be compared against it is either not uppercased or not normalized.

Generated By

The ISF subsystem.

For Whom

Support Representative.

Notes

None

Remedy

If the problem persists, notify your Support Representative.

6733

Message

Character set specified for name validation rule in DBCCControl is invalid. Only minimal name validation is enforced.

Explanation

The character set number for the name validation rule specified in DBCCControl does not correspond to a character set that was actually loaded by the database. Database will operate as if name validation rule was set to 0 (any valid name is allowed).

Generated By

The ISF subsystem.

For Whom

End User.

Notes

None

Remedy

Check to see if the character set is marked for loading in DBC.CharTranslations or if there is another message in the log indicating the character set was not loaded. Correct any problems with the character set being loaded, or change the name validation rule to refer to a loaded character set.

6750

Message

Invalid date.

Explanation

This error occurs when the specified date is invalid. For instance, dates like '12/35/2001' (format 'mm/dd/yy') (35 days are invalid) or '14/12/2001' (format 'mm/dd/yy') (14 months are invalid) result in this error.

Generated By

TDI modules.

For Whom

End user.

Notes

None

Remedy

Correct the date and resubmit the request.

6751

Message

Invalid date format.

Explanation

This error occurs when specified date format string is invalid. For instance, date format strings like 'D5-MMM-YY' ('D5' is invalid) or 'DD-MMMMM-YYYY' ('MMMMM' is invalid) result in this error.

Generated By

TDI modules.

For Whom

End user.

Notes

None

Remedy

Correct the date format string and resubmit the request.

6752

Message

Illegal format type specified : %VSTR must be of numeric or date format type.

Explanation

This error occurs when the format type is time or timestamp. TDI API `tdic_fmtscan` accepts format strings of type numeric or date only.

Generated By

TDI modules.

For Whom

End user.

Notes

None

Remedy

Check the type of the format string.

6753

Message

The date does not correspond to an existing era.

Explanation

The format string of a date column contains the Japanese Imperial Era indicator, but the given date does not correspond to any of the Japanese Imperial Eras.

Generated By

TDI modules.

For Whom

End user.

Notes

None

Remedy

Correct the date and resubmit the request.

6754

Message

Bad option with tdlcalledef utility.

Explanation

This error occurs when a bad option is specified with tdlcalledef utility. For instance, when a pre-V2R5 option is specified, -input cannot be used and only -output new has to be specified.

Generated By

TDI modules.

For Whom

End user.

Notes

None

Remedy

Check the options specified and recompile the tdlocaledef utility.

6755

Message

Invalid data in SDF.

Explanation

This error occurs when an invalid data is specified in the SDF as input to tdlocaledef utility. For instance, radix and group separators cannot be more than one character long; and all 7 days have to be specified for short/long days.

Generated By

TDI modules.

For Whom

End user.

Notes

None

Remedy

Correct data in the SDF text file and recompile SDF via tdlocaledef utility.

6756

Message

Null string is not allowed in %VSTR.

Explanation

This error occurs when a null string is specified in the SDF. For instance, grouping rule or radix separator or currency Name, etc. (any data in SDF) cannot be null.

Generated By

TDI modules.

For Whom

End user.

Notes

None

Remedy

Correct data in the SDF and recompile SDF via tdlocaledef utility.

6757

Message

Output file %VSTR is not written completely.

Explanation

This error occurs when data is not copied completely to output file name specified by tdlocaledef utility.

Generated By

TDI modules.

For Whom

End user.

Notes

None

Remedy

Recompile tdlocaledef utility.

6758

Message

Invalid time.

Explanation

This error occurs when the specified time is invalid. For instance, time values like '14:20:22 AM' (format HH:MM:SSBT') (Formatting element 'T' means 12-hour clock, which means the hours component value cannot exceed 12) or '27:90:22' (format HH:MM:SS') (27 hours and 90 minutes are both invalid) result in this error.

Generated By

TDI modules.

For Whom

End user.

Notes

None

Remedy

Correct the time and resubmit the request.

6759

Message

Invalid time format string.

Explanation

This error occurs when the specified time format is invalid. For instance, time format strings like 'HHHMMMSSs' (h,m,s separators have to be specified using small letters only) or 'HH:MM:SS.S(16)' (Fractional seconds should be in the range 0-6 only) result in this error.

Generated By

TDI modules.

For Whom

End user.

Notes

None

Remedy

Correct the format string and resubmit the request.

6760

Message

Invalid timestamp.

Explanation

This error occurs when the specified timestamp is invalid. For instance, timestamp values like '25-12-2001 26:18:22 AM' (format 'DD-MM-YYYYBHH:MM:SSBT') (26 hours is invalid) or '32-01-2001 04:05:05' (format 'DD-MM-YYYYBHH:MM:SS') (32 days are invalid) result in this error.

Generated By

TDI modules.

For Whom

End user.

Notes

None

Remedy

Correct the timestamp value and resubmit the request.

6761

Message

Invalid timestamp format string.

Explanation

This error occurs when the specified timestamp format string is invalid. For instance, timestamp format strings like 'E3-E4-M3-YYYY HH:MM' (Both 'E3' and 'E4' cannot come together) or 'E3-MM-YY HHH:MMm' (h,m,s separators have to be specified using small letters only) result in this error.

Generated By

TDI modules.

For Whom

End user.

Notes

None

Remedy

Correct timestamp format string and resubmit the request.

6762

Message

DateTime field overflow.

Explanation

This error occurs when a TDI module cannot represent a time or timestamp value with its defined precision. For instance, if the fractional seconds in a time format string have a precision of 3 (hh:mm:ss.s(3)), and the data is 07:30:15.56723 (precision is 5 here), this error is reported.

Generated By

TDI modules.

For Whom

End user.

Notes

None

Remedy

Correct the precision value for time/timestamp and resubmit the request.

6763

Message

File %VSTR does not exist.

Explanation

This error occurs when a file specified by `tdlocaledef` does not exist. For instance, the user may specify a file name with `-input` or `-output` or `-reverse` option in `tdlocaledef` utility. When this file does not exist, the above error is reported.

Generated By

TDI modules.

For Whom

End user.

Notes

None

Remedy

Check the file name or path and recompile `tdlocaledef` utility.

6764

Message

Illegal token in the SDF data.

Explanation

This error occurs when an invalid token is specified in the SDF data file. For instance, `short`, `long`, `dual`, etc. are all invalid tokens.

Generated By

TDI modules.

For Whom

End user.

Notes

None

Remedy

Correct data in the SDF file and recompile SDF via `tdlocaledef` utility.

6765

Message

Input SDF data contains characters that are not in the Unicode repertoire.

Explanation

This error occurs when the translation to Unicode fails. The Unicode characters are represented using \u<hex number> in the SDF in the form of 7-bit Ascii. These Ascii characters inside the SDF are converted to Unicode and then stored in the TDI GDO. During this conversion, if any Unicode character or group of characters including the digits 0-9 or blank space character or the characters below 0x009F range are found, this error is reported.

Generated By

TDI modules.

For Whom

End user.

Notes

None

Remedy

Correct data in the SDF file and recompile SDF via tdlocaledef utility.

6766

Message

Syntax error in SDF.

Explanation

This error occurs when there is an error in the syntax of SDF file. For instance, short days or long days not specified within double quotes or not separated by ";" are considered to be syntax errors.

Generated By

TDI modules.

For Whom

End user.

Notes

None

Remedy

Correct the syntax, and recompile the SDF via tdlocaledef utility.

6767

Message

Invalid numeric data.

Explanation

This error occurs when the numeric data specified is invalid. For instance, numeric data such as '123+.34', '12\$.56', '123..57' result in this error.

Generated By

TDI modules.

For Whom

End user.

Notes

None

Remedy

Correct the numeric value and resubmit the request.

6768

Message

Invalid numeric format.

Explanation

This error occurs when the numeric format specified is invalid. For instance, numeric format strings such as '99G.99', '99ZZ.9' result in this error.

Generated By

TDI modules.

For Whom

End user.

Notes

None

Remedy

Correct the numeric format string and resubmit the request.

6769

Message

Error in initializing the TDIGDO.

Explanation

This error occurs when the initialization of TDIGDO fails.

Generated By

TDI modules.

For Whom

Support Representative.

Notes

None

Remedy

If the problem persists, notify your Support Representative.

6770

Message

Invalid CCD value.

Explanation

This error occurs when the CCD value is invalid. CCD is an internal format used by numeric formatting routines.

Generated By

TDI modules.

For Whom

End user.

Notes

None

Remedy

Correct the numeric value and resubmit the request.

6771

Message

Invalid exponent.

Explanation

This error occurs while parsing a numeric character string and the exponent is invalid.

Generated By

TDI modules.

For Whom

End user.

Notes

None

Remedy

Correct the exponent in the character string and resubmit the request.

6772

Message

Invalid digit in the numeric data.

Explanation

This error occurs while parsing a numeric character string and the digits are invalid.

Generated By

TDI modules.

For Whom

End user.

Notes

None

Remedy

Correct the digits in the character string and resubmit the request.

6773

Message

Invalid radix.

Explanation

This error occurs while parsing a numeric character string and the radix is invalid. For instance, if the value is specified as '12..34' (two radix separators are not allowed), or '1234e5.6' (radix is not allowed after exponent), this error is reported.

Generated By

TDI modules.

For Whom

End user.

Notes

None

Remedy

Correct the radix in the character string and resubmit the request.

6774

Message

Invalid character in the numeric data.

Explanation

This error occurs while parsing a numeric data string. If the data string contains an invalid character then this error is reported. For example, if there is a '\$' character in data and the format string does not contain '\$' or if any other invalid characters are found in the data string which is not in the SDF then this error is reported.

Generated By

TDI modules.

For Whom

End user.

Notes

None

Remedy

Correct the data string by removing invalid character(s) and resubmit the request.

6775

Message

Invalid currency.

Explanation

This error occurs while parsing a numeric character string and an invalid currency symbol is specified. For instance, if the associated format string contains 'C' representing the ISO currency symbol and the currency in the numeric character string does not match the ISO currency symbol specified in the SDF, this error is reported.

Generated By

TDI modules.

For Whom

End user.

Notes

None

Remedy

Correct the currency in the character string and resubmit the request.

6776

Message

Invalid sign.

Explanation

This error occurs while parsing a numeric character string and an invalid sign is specified. For instance, the string '12.34e+5+6' is invalid (there are two signs after the exponent).

Generated By

TDI modules.

For Whom

End user.

Notes

None

Remedy

Correct the sign in the character string and resubmit the request.

6777

Message

Invalid zone sign.

Explanation

This error occurs while parsing a numeric data string. The zone sign cannot exist along with radix, sign, currency, exponent. If a zone sign exist, there must be at least one digit in the data or format string. If there is zone sign 'S' in the format string and the condition is not satisfied this error is reported.

Generated By

TDI modules.

For Whom

End user.

Notes

None

Remedy

Correct the data or format string containing zone sign along with invalid character(s) and resubmit the request.

6778

Message

Invalid file name

Explanation

This error occurs when the file name specified along with the tdlocaldef utility does not conform to the naming conventions.

Generated By

tdlocaldef utility.

For Whom

End user.

Notes

None

Remedy

Correct the filename and resubmit the request.

6779

Message

File name not specified

Explanation

This error occurs when the file name is not specified along with the tdlocaldef utility.

Generated By

tdlocaldef utility.

For Whom

End user.

Notes

None

Remedy

Specify filename and resubmit the request.

6780

Message

Failure in accessing GDO

Explanation

This error occurs when the tdlocaldef utility fails to read or write from the GDO.

Generated By

tdlocaldef utility.

For Whom

End user.

Notes

None

Remedy

Ensure the GDOs have been created and resubmit the request.

6781

Message

The stored procedure/PPI need to be re-compiled/re-validated.

Explanation

The error occurs when the stored procedure/PPI already exists and hdr.fmt is tdinum which need to be initialized to tdinumparsecompat or tdinumparsei18n.

Generated By

TDI modules.

For Whom

End user.

Notes

None

Remedy

Existing stored procedures need to be re-compiled and PPIs need to be revalidated.

6800

Message

UDT '%TVMID' supports NOT EQUAL/EQUAL ONLY comparative operations.

Explanation

A UDT with EQUALS ONLY ordering is being used in a FULL comparison situation.

Generated By

Syntaxer/Resolver and Optimizer Modules

For Whom

End User

Notes

None

Remedy

Modify the definition of the UDT to incorporate the correct ordering functionality

6801

Message

DISTINCT,INTERSECT, UNION, ORDER-BY Not Supported For UDT '%TVMID'.

Explanation

UDT does not support the DISTINCT, INTERSECT, UNION, and/or ORDER BY

Generated By

Par/Opt Modules

For Whom

End User

Notes

None

Remedy

If UDT is Opaque Type, then author the pertinent map DBS support method.

6802

Message

Improperly Formed UDT Tree Encountered.

Explanation

An incorrectly formed UDT sub-tree was encountered

Generated By

Par/Opt/Gnc Modules

For Whom

End User

Notes

None

Remedy

Internal Parsing Error. Save all relevant information and notify your support representative

6803

Message

Invalid hardware architecture for procedure execution.

Explanation

The Teradata RDBMS server Hardware Architecture in which the CALL SQL is submitted is different than the one in which the stored procedure was created. A stored procedure created using 32-bit compiler cannot be executed on 64-bit compiler. This situation can occur if a stored procedure is restored to a different server having different Hardware architecture than the archive was created on.

Generated By

RES modules.

For Whom

End User

Notes

None

Remedy

Recreate the procedure on the new server hardware architecture and resubmit the request.

6804

Message

Trigger on DBC tables is not allowed.

Explanation

Dictionary tables are updated outside of normal SQL, changes to them will not fire triggers.

Generated By

RES modules.

For Whom

End User.

Notes

None

Remedy

Don't use trigger on DBC tables.

6805

Message

Invalid reference to ACCLOGTBL in MLoad.

Explanation

Delete operation on ACCLOGTBL can not be performed from DELETE and IMPORT task of MLOAD if access logging is enabled.

Generated By

OPH modules.

For Whom

End User

Notes

None

Remedy

To avoid this error, disable access logging and run the MLOAD job again.

6806**Message**

Constructor Functions Are Functional Representation of Constants and As Such They Must Not Contain Any Table References.

Explanation

This error occurs when a Constructor Function contains a Table Reference in its parameter list. A constructor function is a declaration of a UDT constant. Parameters are used to initialize the constant to some state. All Parameters to a Constructor Function must themselves be constants. Thus the parameters for a constructor function cannot contain any table references in its parameter list.

Generated By

OPT module.

For Whom

End User.

Notes

User SQL statement construction error.

Remedy

Type in Constructor Function Using only constants as parameters

6807**Message**

Invalid relational operation involving %VSTR. Cast them to the same UDT data type.

Explanation

This error occurs when a term of the form, "leftExpr RelationalOp rightExpr", evaluates such that the leftExpr and rightExpr are not of compatible Udt data types. For two Udts to be compatible, they must be exactly equal, or there must exist a cast function which enables one Udt to be casted to the other Udts data type. Also, for early release, the casting must be explicitly typed in on the SQL input.

Generated By

OPT module. .

For Whom

End User.

Notes

User SQL statement formulation error

Remedy

Use exactly equal Udt data types for all relational operations, or supply explicit casts to insure that the relational operation is upon equal Udt data types.

6808

Message

Ordering is not defined for UDT '%TVMID'.

Explanation

No user-defined Ordering was specified for this UDT.

Generated By

Syntaxer/Resolver and Optimizer Modules

For Whom

End User

Notes

None

Remedy

Modify the definition of the UDT to incorporate an ordering functionality

6810

Message

The owner expression of the UDM invocation '%VSTR' is not a UDT

Explanation

The owner expression of the UDM invocation is not a UDT.

Generated By

Syntaxer/Resolver Module

For Whom

End User

Notes

None

Remedy

Resubmit SQL with valid UDT expression.

6811

Message

UDT constructor function '%VSTR()' is not defined.

Explanation

The function or NEW specification is not a constructor UDF.

Generated By

Syntaxer/Resolver Module

For Whom

End User

Notes

None

Remedy

Update UDT definition with the appropriate constructor function.

6812

Message

TLE diagnostic statement is not allowed inside a user-generated transaction.

Explanation

TLE diagnostic statement which inserts a row in to system table is not allowed in a user-generated transaction, i.e. with in BT/ET, or in an ANSI transaction.

Generated By

OPT modules.

For Whom

End User.

Notes

None

Remedy

Give this diagnostic statement outside of a user generated (BT - ET) transaction or ANSI transaction.

6813

Message

Numeric overflow in internal counters. The number of rows returned is actual number of rows returned, modulo 2^{32} .

Explanation

This warning message is sent within SUCCESS/OK parcel when the activitycount (i.e., the number of rows) returned, overflows the current max limit of $(2^{32} - 1)$. The request is successful. The value returned to the user is : (actual number of rows returned) modulo 2^{32} .
NOTE: If the user knows that the actual number of rows returned cannot exceed 2^{33} , then the actual number of rows returned can be derived as follows: actual number of rows returned = 2^{32} + the value returned to the user.

Generated By

DIS modules.

For Whom

End User.

Notes

None

Remedy

This message is for informational purposes only.

6815

Message

UDTs are currently not supported with SQL submitted.

Explanation

The logic flow has come to an area where UDT support is not yet implemented.

Generated By

Syntaxer/Resolver, Optimizer, GNC Modules

For Whom

System Support Representative.

Notes

None

Remedy

Add support for UDT data types to the SQL statement currently failing.

6816

Message

Correlated references in OVERLAPS operator are not allowed.

Explanation

OVERLAPS is not supported as a connecting condition for a Correlated subquery.

Generated By

OPT

For Whom

End User.

Notes

None

Remedy

Correct the request and resubmit it.

6817

Message

Invalid domain value passed to SQRT / FLOOR in DBS.

Explanation

An invalid domain value causing EDOM Domain error is generated and has been passed to the math library routines sqrt / floor in the DBS. Error information is logged as a result of this error to find the reason behind Domain error.

Generated By

DBS

For Whom

System Support Representative.

Notes

None

Remedy

Save all relevant information and contact your support representative.

6820

Message

The %FSTR statement cannot be %VSTR.

Explanation

COLLECT DEMOGRAPHICS and INITIATE / RESTART INDEX ANALYSIS cannot be part of a multi-statement request. Also, these statements cannot be explained.

Generated By

Optimize.

For Whom

End User.

Notes

None

Remedy

If COLLECT DEMOGRAPHICS and INITIATE / RESTART INDEX ANALYSIS is in a multi-statement request, give it as a separate request.

6821

Message

Non-aggregate column is not part of group by.

Explanation

A group by clause does not contain a non-aggregate column.

Generated By

Optimize.

For Whom

End User.

Notes

None

Remedy

Add a non-aggregate column to the group by clause.

6822

Message

The DELETE triggers on the subject table were not fired.

Explanation

This is only a warning that is returned to the user when an attempt is made to perform a DELETE operation on an invalidated table having delete triggers defined on it. An invalidated table is a table on which rollback has been cancelled using the RcvManager utility and as such is in an inconsistent state having partially rolled back rows. The DELETE triggers associated with the subject table are not fired to prevent the use of inconsistent data rows in it.

Generated By

RES.

For Whom

End User.

Notes

None

Remedy

The message is for information only.

6823

Message

UDT '%TVMID' does not have an attribute named:'%FSTR'.

Explanation

The candidate Attribute Name is not found in Structured UDT.

Generated By

Syntaxer/Resolver and Optimizer Modules

For Whom

End User

Notes

None

Remedy

Add the Attribute to the UDT.

6824

Message

A LOB can not be the only column in a derived table.

Explanation

A LOB can not be the only column in a derived table because the indexes are not allowed on LOBs.

Generated By

Resolver.

For Whom

End User.

Notes

None

Remedy

Place another column in the derived table expression or cast the Lob to a non-Lob.

6825

Message

The data parcel in a deferred lob transfer can't be larger than 1024000 bytes.

Explanation

The length of the data in the data parcel in a deferred lob client-to-server transfer must be 1,024,000 bytes or less.

Generated By

Dispatcher.

For Whom

End User.

Notes

None

Remedy

Make the data parcel smaller.

6826

Message

The lob length in the using clause is too small.

Explanation

The length of the lob referred to by the locator is larger than the length of the lob specified in the using clause.

Generated By

Moverow.

For Whom

End User.

Notes

None

Remedy

Increase the length of the lob in the using clause.

6827**Message**

The deferred lob data sent was larger than specified.

Explanation

The length of the deferred lob data sent is larger than the length of the lob specified in the using clause.

Generated By

Evl.

For Whom

End User.

Notes

None

Remedy

Increase the length of the lob in the using clause.

6830**Message**

Mismatch with Method/Function Signature: %VSTR .

Explanation

There is mismatch in properties specified in Method signature as part of UDT creation and actual Create/Replace/Alter Method DDL or There is a mismatch in properties specified in

Function properties and actual specified in replace function with retain protection DDL. We now allow REPLACE FUNCTION/METHOD on the Ordering or Transform routine of a UDT, provided that the Function/Method signature specified in the REPLACE statement match exactly the signature of the existing Function/Method. If the signatures are not exact matches, this error message will be displayed.

Generated By

Syntaxer/Resolver

For Whom

End User

Notes

None

Remedy

Modify Create/Replace/Alter Method DDL statement to match with Method signature properties or Modify Replace function DDL statement to match the existing function .

6831**Message**

UDT "%VSTR" does not exist.

Explanation

The UDT does not exist.

Generated By

Syntaxer/Resolver, Optimizer

For Whom

End User

Notes

None

Remedy

Check the spelling of the UDT name. Correct the request and resubmit it.

6832

Message

UDT "%VSTR" already exists.

Explanation

This error is displayed when tried to create UDT which is already exist in system.

Generated By

Syntaxer/Resolver, Optimizer

For Whom

End User

Notes

None

Remedy

Examine the Teradata SQL statement and verify that the request is correct. Change the statement to specify a different name and resubmit the request.

6833

Message

The privilege is not applicable to a UDT/UDM.

Explanation

This privilege is not UDT/UDM level. There is no privileges at UDT/UDM level.

Generated By

Syntaxer/Resolver

For Whom

End User

Notes

None

Remedy

Correct the statement and resubmit the request.

6834

Message

Method "%VSTR" does not exist.

Explanation

The user referenced a method that does not exist in the database, or does not belong to the specified UDT.

Generated By

RES/OPD modules.

For Whom

End User.

Notes

None

Remedy

Check the spelling of the method. Check for the correct database name. Check for the correct number of arguments. Check for compatible arguments types. If the method is specified in the <UDT name>.<UDM name> format, make sure that the UDT name is spelt correctly and that the method belongs to that UDT. The Methodkind specified(Constructor/Instance) may not be correct. Default methodkind is Instance. An attempt to modify auto-generated functions/methods may cause this error message to be generated. Auto-generated Methods are not to be modified by end user. They are for Internal system use only. Correct the request and resubmit it.

6835

Message

Method "%VSTR" already exists.

Explanation

This error is displayed when tried to create method which is already exist in system.

Generated By

Syntaxer/Resolver, Optimizer

For Whom

End User

Notes

None

Remedy

Examine the Teradata SQL statement and verify that the request is correct. Change the statement to specify a different name and resubmit the request.

6836

Message

%FSTR does not have %VSTR access to SYSUDTLIB database.

Explanation

The user does not have the proper access rights to execute this request. This statement is authorized for: a) DBC, b) any user granted the USAGE privilege.

Generated By

RES and OPT modules.

For Whom

End User.

Notes

None

Remedy

N/A

6837

Message

"%VSTR" is not a Type.

Explanation

The specified item is not a User Defined Type. In the context of query, User Defined Type is expected.

Generated By

RES modules.

For Whom

End User.

Notes

None

Remedy

Correct the statement and resubmit the request.

6838

Message

"%VSTR" is not a Method.

Explanation

The specified item is not a User Defined Method. In the context of query, User Defined Method is expected.

Generated By

RES modules.

For Whom

End User.

Notes

None

Remedy

Correct the statement and resubmit the request.

6839

Message

"%VSTR" operation on "%FSTR" not allowed: Referenced by other object(s).

Explanation

Replace/Rename/Drop operation is allowed only when the database object affected by the operation is not referenced by any other database object(s). For instance, a DROP FUNCTION operation will abort if the Function being dropped is the Ordering routine for a UDT.

Generated By

OPD module.

For Whom

End User.

Notes

None

Remedy

Remove dependency by modifying or dropping dependent object and then re-try the query.

6840

Message

Database "%VSTR" cannot be deleted: object(s) in other database depending on object(s) in this database.

Explanation

Database cannot be deleted because objects in some other database depends on objects in this database. Ex: UDT1 exists sysudtlib database and it uses db1.udf1 as cast routine. In that case delete database db1 will be not allowed as sysudtlib.udt1 depending on db1.udf1.

Generated By

OPD module.

For Whom

End User.

Notes

None

Remedy

Remove dependency by modifying or dropping dependent object and then run delete database.

6841

Message

Database should be SYSUDTLIB.

Explanation

The database in which a type can be created or an existing UDT to be accessed need to be SYSUDTLIB.

Generated By

RES modules.

For Whom

End User.

Notes

None

Remedy

Create the type in SYSUDTLIB database. While accessing an existing UDT , ensure that the Database name is SYSUDTLIB. Correct the request and resubmit the query.

6842

Message

Attribute type cannot be the type under creation or being altered.

Explanation

The UDT under creation (CREATE TYPE) or being altered (ALTER TYPE) is not allowed to be declared as the data type of an attribute.

Generated By

RES modules.

For Whom

End User

Notes

None

Remedy

Resubmit the query with a different type for the attribute.

6843

Message

Invalid field attribute specified for a method parameter.

Explanation

When creating or replacing a method, a user can only specify the character type and nullable property for a method parameter. Any other field attributes specified will result in an error.

Generated By

RES modules.

For Whom

End User

Notes

None

Remedy

Correct the statement and resubmit the request.

6844

Message

A method/function already exists in the database with the same name and parameter data types.

Explanation

The user tried to create or replace a method or provide the specification for the method in the create type statement, which has the same overloaded method name and parameter data types with an existing method/function in the database.

Generated By

RES modules.

For Whom

End User

Notes

None

Remedy

Correct the statement and resubmit the request.

6846

Message

LOCAL is allowed only on Internal Type. %VSTR

Explanation

The LOCAL key word, which signifies the "fast-path", is only allowed on the Teradata Internal User Defined Type. It is not allowed on the Distinct or Structured types. If both Source and Target data types specified for a Cast are not Internal UDT type, the Cast routine must not be LOCAL.

Generated By

RES modules.

For Whom

End User.

Notes

None

Remedy

Correct the statement and resubmit the query.

6847

Message

The %FSTR routine must be LOCAL. %VSTR

Explanation

The routine must be a Teradata internal LOCAL (fast-path) routine: -- Teradata Internal User Defined Type routines must be declared LOCAL. -- The CAST routine specified in a CREATE/REPLACE CAST statement must be declared LOCAL if the Source data type or Target data type or both Source and Target are Internal UDT.

Generated By

RES modules.

For Whom

End User.

Notes

None

Remedy

Correct the statement and resubmit the query.

6848

Message

%VSTR %FSTR.

Explanation

The number of Transform groups defined this UDT are more than MGCMAXTRANSFORMGROUPS (16).

Generated By

RES modules.

For Whom

End User.

Notes

None

Remedy

CREATE / REPLACE TRANSFORM is desired for this UDT, reduce the number of Transform groups to less than or equal to 16, and resubmit the CREATE / REPLACE TRANSFORM statement.

6849

Message

The UDT (%VSTR) does not have Transform, or does not have the specified Transform Group.

Explanation

The UDT does not have a Transform group defined for it, or the Transform Group name defined for the UDT does not match the Transform Group name specified in the DDL statement.

Generated By

RES modules.

For Whom

End User.

Notes

None

Remedy

Correct the query and re-submit.

6850

Message

The UDT already has Ordering

Explanation

Ordering has been defined for this UDT.

Generated By

RES modules.

For Whom

End User.

Notes

None

Remedy

If CREATE ORDERING is desired for this UDT, drop the existing Ordering first by issuing the "DROP ORDERING" statement, and resubmit the CREATE ORDERING statement.

6851

Message

PARTITIONS WHERE clause only allowed for row-partitioned PI tables with 2-byte partitioning.

Explanation

The user is trying to perform a backup or restore operation with a PARTITIONS WHERE clause on a table that does not have a primary index with only 2- byte row partitioning. Nonpartitioned, 8-byte partitioned, column- partitioned, no primary index, and primary AMP index tables can only be used with full-table BAR.

Generated By

OPT modules.

For Whom

End User.

Notes

None

Remedy

Remove the PARTITIONS WHERE clause and re-submit the job. Alternatively, change the table to have a primary index with 2-byte row partitioning without column partitioning.

6852

Message

PARTITIONS WHERE clause needs to be simplified

Explanation

The user is trying to perform an archive or restore operation of selected partitions but the PARTITIONS WHERE condition defining the partitions selected all the partitions. Or, if the ALL PARTITIONS clause was specified for a restore, the well-defined bounding condition from the archive is not compatible with the current partitioning of the table. This can happen if the condition references columns that are not partitioning columns or if the condition is not compatible with the current partitioning of the table. For ALL PARTITIONS , even if the bounding condition is well-defined, this error may occur if the partitioning of the table has changed significantly due to altering of the partitioning. This error may also occur if the user is trying to perform a selected partitions archive or restore operation of a PPI table having one or more TIMESTAMP partitioning columns.

Generated By

OPT modules.

For Whom

End User.

Notes

None

Remedy

If you specified ALL PARTITIONS, resubmit specifying an appropriate condition in a PARTITIONS WHERE clause. If you specified a PARTITIONS WHERE condition, you may need to rewrite the condition to be simpler such that it selects the desired partitions. You can try "hard-coding" the PARTITIONS WHERE option by using the system-derived PARTITION column. Experiment with EXPLAINs of a simple SELECT query using various WHERE condition formulations and when you have something that will only scan a limited number of partitions, re-submit the job. Alternatively, you can always resort to full-table archive or restore by removing the PARTITIONS WHERE option; if doing a restore, you may want to restore into a staging table, delete desired rows from the target table, and then insert-select the appropriate rows into the target table.

6853

Message

Too many partition ranges qualified

Explanation

The user is trying to perform a backup or restore operation with a PARTITIONS WHERE clause that results in too many distinct partition ranges to scan. This might occur if your WHERE clause enumerated distinct partition values such as "WHERE PARTITION IN (1,3,5,etc.)" instead of using a range of values such as with "WHERE PARTITION BETWEEN 1 AND 1000". The former expression results in every odd number being a distinct partition range whereas the latter is only a single partition range. Up to 100 distinct partition ranges are supported.

Generated By

OPT modules.

For Whom

End User.

Notes

None

Remedy

Simplify the PARTITIONS WHERE clause and re-submit the job.

6854

Message

Invalid WHERE clause.

Explanation

The WHERE clause is syntactically correct, but it is not appropriate. It references tables other than the target table, it does not reference the target table at all, or it contains aggregation, statistical, or ordered analytic functions.

Generated By

OPT modules.

For Whom

End User.

Notes

None

Remedy

Rewrite the WHERE clause and re-submit the job.

6855

Message

BAR job cannot be executed due to incompatible options.

Explanation

This error can be returned under one of the following situations: 1)The dump statement does not work on a MHM enabled system when the DBSControl GDO internal flag EnableARC4MHM is false. 2)The restore statement does not work on a MHM enabled system when the DBSControl GDO internal flag EnableARC4MHM is false. 3)ARC restore found the target system containing dictionary map not belong to an all amp map. 4)ARC dump found the source system containing dictionary map not belong to an all amp map. 5)Database DBC restore, target system is MHM disabled, and use option to restore map rows from source

system. 6)ARC Rollback/Rollback statement found the system containing dictionary map not belong to an all amp map.

Generated By

OPH modules.

For Whom

End User.

Notes

None

Remedy

The following remedy will be corresponding to the explanation: 1)Modified the DBSControl GDO Internal flag EnableARC4MHM to true, then take the dump again. 2)Modified the DBSControl GDO Internal flag EnableARC4MHM to true, then take the restore again. 3)Use DSA or convert the dictionary map to be an all amp map before ARC restore. 4)Use DSA or convert the dictionary map to be an all amp map before ARC dump. 5) a) Modified the DBSControl GDO Internal flag MHM to true, then restore again. b) Modified the DBSControl GDO Internal flag RestoreMapsOption to 0 (use maps from target system), then restore again. 6)Convert the dictionary map to be an all amp map then re-submit the statement.

6856

Message

Restore error table has wrong structure.

Explanation

The user is attempting to perform a restore of selected partitions but the indicated error table has the wrong structure to proceed. This could happen if the error table to use was NOT previously created earlier by a dictionary restore job or if it was created for a different table structure than what you currently want to restore.

Generated By

OPT modules.

For Whom

End User.

Notes

None

Remedy

Compare the list of columns and data types of the referenced error table to the table being restored and to the user documentation for the column structure that should be generated. If you have merely referenced the wrong error table you can change the RESTORE or COPY job to use the correct one with the ERRORDB or ERRORTABLES option. If the desired error table does not exist, you will want to contact Teradata Support to audit the restore steps that you have performed so far before re-running the dictionary restore step.

6857**Message**

Table '%VSTR' in EXCEPT list not in database being RESTORED.

Explanation

If the databasename is referenced on an table name in the EXCEPT list, it must be identical to the database referenced on the RESTORE clause.

Generated By

OPT modules.

For Whom

End User.

Notes

None

Remedy

Compare the list of the tables in the EXCEPT list. If a table name is qualified with a database name, and that database name does not match the database name on the RESTORE, either omit the qualified table name, or correct the database name.

6858**Message**

Table '%VSTR' is not in RESTORE state

Explanation

The table being restored with a WHERE QUALIFIED clause does not have a Field 4 in the table header, or the Field 4 does not contain a partition list. One way this could occur is doing a BUILD DATA TABLES command.

Generated By

OPT modules.

For Whom

End User.

Notes

None

Remedy

Rerun the RESTORE

6860

Message

Response exceeds 64K bytes and alternate parcel header was not requested.

Explanation

The server must return the response in alternate parcel Header as the body is \>64KB but no request was sent by the client using the alternate parcel header.

Generated By

Pardrivr module

For Whom

End-user

Notes

None

Remedy

The client must indicate its acceptance of the alternate Parcel headers by submitting a request using this format. Either re-submit the request using the alternate parcel header format if it is supported for the client software or handle the error code received.

6862

Message

A CAST with specified source and target exists

Explanation

A CAST with the specified source and target data types already exists.

Generated By

RES modules.

For Whom

End User.

Notes

None

Remedy

If CREATE CAST is desired, there is no need to submit the query.

6863

Message

Cast with specified source and target does not exist

Explanation

A CAST with the specified source and target data types does not exist.

Generated By

RES modules.

For Whom

End User.

Notes

None

Remedy

If DROP CAST is desired, there is no need to submit the query.

6864

Message

The %VSTR routine must be UDF.

Explanation

A routine is expected to be User Defined Function. -- The TO SQL routine specified in a CREATE TRANSFORM statement must be a UDF. -- The CAST routine specified in a CREATE/REPLACE CAST statement must be a UDF if the Source data type for the CAST is pre-defined type and the Target data type is Distinct or Structured UDT type.

Generated By

RES modules.

For Whom

End User.

Notes

None

Remedy

Correct and re-submit the query.

6865

Message

The %VSTR routine must be UDF or UDM.

Explanation

A routine is expected to be User Defined Function or User Defined Method. -- The From SQL routine specified in a CREATE/REPLACE TRANSFORM statement for Distinct or Structured UDT must be UDF or UDM. -- The Ordering routine specified in a CREATE/REPLACE ORDERING statement for Distinct or Structured UDT must be UDF or UDM. -- The Cast routine specified in a CREATE/REPLACE CAST DDL statement must be a UDF or UDM when the Source data type of the Cast is Distinct or Structured UDT.

Generated By

RES modules.

For Whom

End User.

Notes

None

Remedy

Correct and re-submit the query.

6866

Message

The %VSTR routine must be deterministic.

Explanation

A routine is expected to be deterministic. For instance, the From SQL routine specified in a CREATE TRANSFORM statement must be deterministic.

Generated By

RES modules.

For Whom

End User.

Notes

None

Remedy

Correct and re-submit the query.

6867

Message

The %VSTR routine has invalid number of parameters

Explanation

A routine has invalid number of parameters: --The TO SQL UDF of a UDT Transform Group must have only one declared parameter. --The FROM SQL routine of a UDT Transform Group must have only one declared parameter, if the routine is a UDF. --The FROM SQL routine of a UDT Transform Group must not have any declared parameter, if the routine is a UDM. --The Cast routine specified in a CREATE/REPLACE CAST statement must declare only one parameter if the Cast routine is a UDF. The Cast routine must not declare any parameter if the Cast routine is a UDM (the system will automatically generate the SELF parameter for the UDM).

Generated By

RES modules.

For Whom

End User.

Notes

None

Remedy

Specify a routine with the correct number of parameter(s) and re-submit the query.

6868**Message**

The %FSTR routine contains invalid parameter data type. %VSTR

Explanation

A routine has invalid parameter type. For UDT TRANSFORM: --The parameter type of the TO SQL routine of a UDT Transform Group must be a predefined type. --The result parameter type of the TO SQL routine of a UDT Transform Group must be the UDT. --If the FROM SQL routine of a UDT Transform Group is a UDF, the parameter type of the UDF must be the UDT. --The result data type of the FROM SQL routine of a UDT Transform Group must be a predefined type. --If both TO SQL and FROM SQL routines are declared for a UDT Transform Group, the parameter type of the TO SQL routine must be the same as the result type of the FROM SQL routine. For UDT ORDERING --For MAP style ordering, if the ordering routine is UDF then the UDF must declare only one parameter and the parameter data type must be the UDT for which the ordering is created. --For MAP style ordering, if the ordering routine is UDM then the UDM must contain an empty parameter list (system will automatically generate a SELF parameter for the UDM). --For RELATIVE style ordering, if the ordering routine is UDF then the UDF must have two parameters and the data type of the parameters must be the UDT for which the ordering is created. --For RELATIVE style ordering, if the ordering routine is UDM then the UDM must have one parameter and the parameter data type must be the UDT for which the ordering is created. For UDT CAST: --The parameter data type of a Cast routine must match the Source data type of the Cast. --If the Source data type of a Cast is UDT, the Cast routine parameter must match the Source UDT. --The Result data type of a Cast routine must match the Target data type of the Cast.

Generated By

RES modules.

For Whom

End User.

Notes

None

Remedy

Specify a routine with the correct parameter data type(s) and re-submit the query.

6869

Message

Invalid name : %VSTR

Explanation

The name is invalid: --The Transform Group name must not start with "TD_". "TD_" is reserved for Internal type UDT Transform Group names.

Generated By

RES modules.

For Whom

End User.

Notes

None

Remedy

Correct and re-submit the query.

6870

Message

Invalid UDT Ordering. %VSTR

Explanation

The ordering for the UDT is invalid: --For Distinct and Structured User Defined Types, Ordering Category must be MAP Ordering, Ordering Form must be FULL. --For Internal User Defined Type, Ordering Category must be MAP or RELATIVE, Ordering Form must be FULL or EQUALS.

Generated By

RES modules.

For Whom

End User.

Notes

None

Remedy

Correct and re-submit the query.

6871

Message

Invalid UDT specified for the UDM

Explanation

The UDT specified for a UDM is not valid. For example: CREATE ORDERING for <UDT Name 1> ORDER FULL BY MAP WITH INSTANCE METHOD OrderUDM FOR <UDT Name 2>; <UDT Name 2> must match <UDT Name 1>, otherwise, an error is generated.

Generated By

RES modules.

For Whom

End User.

Notes

None

Remedy

Correct and re-submit the query.

6872

Message

Distinct types cannot have constructor method.

Explanation

Constructor method cannot be specified for distinct types.

Generated By

RES modules.

For Whom

End User.

Notes

None

Remedy

Resubmit the query without the constructor method signature.

6873

Message

Only user DBC can create Internal Types.

Explanation

User DBC can only create Internal types.

Generated By

RES modules.

For Whom

End User.

Notes

None

Remedy

Resubmit the query as user DBC.

6874

Message

Constructor methodname and the typename should be the same.

Explanation

Constructor methodname and the typename must be the same.

Generated By

RES modules.

For Whom

End User.

Notes

None

Remedy

Correct the constructor method name and resubmit the query.

6875

Message

Duplicate methods in method signatures. %VSTR

Explanation

The methods declared in the method signatures need to be unique and duplicate methods in the signatures are not allowed.

Generated By

RES modules.

For Whom

End User

Notes

None

Remedy

Resubmit the SQL query without duplicate methods.

6876

Message

Duplicate attribute names in the attribute list. %VSTR

Explanation

The attribute list for structured types should not have duplicate attribute names in them.

Generated By

RES modules.

For Whom

End User

Notes

None

Remedy

Resubmit SQL without duplicate attribute names.

6877

Message

Data type must be UDT. %VSTR

Explanation

The data type must be User Defined Type (UDT): --For CREATE/REPLACE/DROP CAST, either the data type of the Source or the data type of the Target specified for the CAST must be User Defined Type. (It is also valid if both the Source and Target are UDTs).

Generated By

RES modules.

For Whom

End User.

Notes

None

Remedy

Correct and re-submit the query.

6878

Message

%FSTR operation is not allowed on %VSTR type UDT

Explanation

The operation is not allowed on the type of User Defined Type (UDT): --REPLACE TRANSFORM/REPLACE ORDERING/REPLACE CAST operations are not allowed on the Internal Type UDT.

Generated By

RES modules.

For Whom

End User.

Notes

None

Remedy

Correct and re-submit the query.

6879

Message

The name %VSTR does not match an existing name.

Explanation

--The Transform Group Name specified in a REPLACE TRANSFORM statement does not match the existing Transform Group name.

Generated By

RES modules.

For Whom

End User.

Notes

None

Remedy

Correct and re-submit the query.

6880

Message

Invalid UDT Cast. %VSTR.

Explanation

The Cast is invalid due to one of the following reasons: --Cast between Internal UDT and other types of UDT is not allowed

Generated By

RES modules.

For Whom

End User.

Notes

None

Remedy

Correct and re-submit the query.

6881

Message

Error: %VSTR.

Explanation

The request contains an error. '%VSTR' identifies the specific error condition.

Generated By

RES modules.

For Whom

End User.

Notes

This is a generic error generated by the Parser. The '%VSTR' needs to be filled out with the proper message concerning the error encountered in the Parser.

Remedy

Correct the error and resubmit the request.

6882

Message

UDT has no methods

Explanation

This UDT has no methods defined for it.

Generated By

Resolver Modules

For Whom

End User

Notes

None

Remedy

Verify that the request is correct and resubmit.

6883

Message

Cannot specify both Protected and Compile options for UDT Ordering or Transform routine %FSTR.

Explanation

If a User Defined Function(UDF) or User Defined Method(UDM) is an Ordering or Transform routine for a User Defined Type(UDT), the ALTER FUNCTION/METHOD command cannot specify both the PROTECTED option and the COMPILE option for the UDF/UDM in one single command.

Generated By

OPD Alter UDF module

For Whom

End User

Notes

None

Remedy

Submit the request in two ALTER FUNCTION/METHOD commands. E.g. Alter Function MyFunc execute Protected; Alter Function MyFunc compile;

6884

Message

Failed to compile the Constructor Function for UDT %FSTR

Explanation

The compilation of the auto-generated Constructor function for the User Defined Type(UDT) failed.

Generated By

OPD modules

For Whom

System

Notes

This is not a User error.

Remedy

Contact your support representative.

6885

Message

Alter Method not supported on FastPath/Auto-generated UDM

Explanation

Fastpath or auto-generated UDMs may not be altered/compiled.

Generated By

Resolver Modules

For Whom

End User

Notes

None

Remedy

Verify that the request is correct and resubmit.

6886

Message

Reference to UDT/UDM '%VSTR' is not allowed in this context.

Explanation

This error occurs in either of the following situations: 1. The user tried to insert rows into a UDT/UDM, which is not allowed. 2. The specified item is a UDT/UDM, but the context of query returning the error requires the item to be a table,view.

Generated By

Resolver Modules

For Whom

End User

Notes

None

Remedy

Correct the statement and resubmit the request.

6899

Message

FallBackSetting is %VSTR - NO FALLBACK is not allowed on %FSTR.

Explanation

The NO FALLBACK option is not allowed when DBSControl field FallBackSetting is set to ALWAYS FALLBACK.

Generated By

Resolver.

For Whom

End User.

Notes

None

Remedy

Do not specify the NO FALLBACK option unless the DBSControl field FallBackSetting is reset to another value.

6900

Message

FallBackSetting is %VSTR - %FSTR is set to FALLBACK.

Explanation

This is a warning message. The NO FALLBACK option is not allowed when DBSControl field FallBackSetting is set to ALWAYS FALLBACK. The database object in question will be converted to FALLBACK.

Generated By

Resolver.

For Whom

End User.

Notes

None

Remedy

None. User has to be aware that the database object specified in the command is set to FALLBACK.

6901

Message

Only LATIN and UNICODE are valid CLOB server character sets.

Explanation

LATIN and UNICODE are the only valid server character sets for CLOBs.

Generated By

Resolver

For Whom

End User.

Notes

None

Remedy

Specify a character set of LATIN or UNICODE

6902

Message

User-defined %FSTR Transform is not defined for UDT '%TVMID' %VSTR.

Explanation

A Transform Group Name and UDT Identifier combination is not found in DBC.UDTTRANSFORM dictionary table..

Generated By

Syntaxer/Resolver and Optimizer Modules

For Whom

End User

Notes

None

Remedy

Add a definition of the UDT-GroupName to the DBC.UDTTRANSFORM dictionary table.

6903

Message

The source data type of the User-defined Transform should be a %VSTR.

Explanation

The source data type of a ToSQL transform should be a Pre-defined Base Type whereas a FromSQL transform should be a UDT.

Generated By

Syntaxer/Resolver and Optimizer Modules

For Whom

Internal

Notes

None

Remedy

Probably the wrong Par node was created.

6904

Message

The target data type of the User-defined Transform should be a %VSTR.

Explanation

The target data type of a FromSQL transform should be a Pre-defined Base Type whereas a ToSQL transform should be a UDT.

Generated By

Syntaxer/Resolver and Optimizer Modules

For Whom

Internal

Notes

None

Remedy

Use the auto-generated implicitly assignable user-defined CAST.

6906

Message

Iterated request: Disallowed statement type (%VSTR).

Explanation

Non-DML and some DML statements are not allowed with an iterated request.

Generated By

SYN, RES modules.

For Whom

End User.

Notes

None

Remedy

Resubmit the statement via a non-iterated request.

6907

Message

Iterated request: USING field or parameter reference required.

Explanation

The statement in the request does not reference any using field. Or a request with no parameter markers is not allowed to be iterated in V2R6 implementation of Array Support feature.

Generated By

RES modules.

For Whom

End User.

Notes

None

Remedy

Resubmit the statement via a non-iterated request, or modify the statement to reference using field/parameter correctly.

6908

Message

Iterated request: Multi-statement requests not supported.

Explanation

Multi-statement requests are not supported with an iterated request.

Generated By

SYN modules.

For Whom

End User.

Notes

None

Remedy

Either submit the multi-statement request with only one using row OR submit a single statement request with multiple using data rows.

6910

Message

UDT '%FSTR' is a Distinct type, which can not be initialized through a NEW specification.

Explanation

The New specification is used to initialize instantiable UDTs. Distinct types are not instantiable.

Generated By

Syntaxer/Resolver Modules

For Whom

End User

Notes

None

Remedy

Use the auto-generated implicitly assignable user-defined CAST.

6911

Message

The body for Method '%FSTR', of UDT '%TVMID', is not defined.

Explanation

The method being invoked is defined to be external, but the body does not exist.

Generated By

Syntaxer/Resolver Modules

For Whom

Internal

Notes

None

Remedy

The User should define a body for the method using CREATE METHOD.

6912

Message

A triggered stored procedure can not contain OUT or INOUT parameters or dynamic result sets.

Explanation

A stored procedure called from a trigger can not contain OUT or INOUT parameters or return dynamic result sets.

Generated By

Optimizer

For Whom

End User.

Notes

None

Remedy

Make all the parameters IN parameters.

6913

Message

A triggered stored procedure can not contain DDL.

Explanation

A stored procedure called from a trigger can not contain DDL, DCL, or transaction control statements.

Generated By

Resolver

For Whom

End User.

Notes

None

Remedy

Remove DDL, DCL, and transaction control statements.

6914

Message

SAMPLE clause not allowed with ROLLUP, CUBE, or GROUPING SETS.

Explanation

Sample Clause is not supported with group by operators Rollup, Cube, or Grouping Sets.

Generated By

OptLgSmp

For Whom

End User.

Notes

None

Remedy

None.

6915

Message

Invalid Top N Value: %VSTR.

Explanation

This error is produced when the value of N in the TOP N feature is invalid. This includes : 1. Zero or negative N 2. N exceeds the maximum decimal value 3. N \> 100 and the percent option is specified. 4. N is a decimal value and the percent option is not specified.

Generated By

SYN and RES modules

For Whom

End users.

Notes

None

Remedy

Use a valid value of N.

6916

Message

TOP N Syntax error: %VSTR.

Explanation

The TOP N option is not supported in subqueries and join indexes. WITH clause is not allowed as well.

Generated By

Res modules

For Whom

End Users.

Notes

None

Remedy

Don't use Top N option in subquery and join indexes. Also avoid use Top N in queries with WITH clause.

6917

Message

Illegal or unsupported use of negation inside a recursive query/view.

Explanation

A NOT IN or NOT EXISTS or NOT ...(IN...) clause is being used inside the recursive query/view.

Generated By

SYN/RES modules

For Whom

End User

Notes

None

Remedy

Examine the SQL statement and verify that the request is correct. Change the statement to adhere to the recursive query rules and resubmit the request.

6918

Message

Illegal or unsupported use of an aggregation, ordered analytical, aggregate user-defined function or user-defined method inside a recursive query/view.

Explanation

An aggregation, ordered analytical, user-defined function or user-defined method is being used inside the recursive query/view, which is not allowed.

Generated By

SYN/RES modules

For Whom

End User

Notes

None

Remedy

Examine the SQL statement and verify that the request is correct. Change the statement to adhere to the recursive query rules and resubmit the request.

6919

Message

A recursive reference cannot be part of an inner relation of a left/right/full outer join.

Explanation

A LEFT/RIGHT/FULL OUTER JOIN is being used inside the recursive query, which is not allowed.

Generated By

SYN/RES modules

For Whom

End User

Notes

None

Remedy

Examine the SQL statement and verify that the request is correct. Change the statement to adhere to the recursive query rules and resubmit the request.

6920

Message

A non-recursive WITH clause or view should not reference itself within its own definition.

Explanation

A query name or relation is being referenced inside its own definition, which is not allowed. This could be a non-recursive WITH clause or a CREATE VIEW statement.

Generated By

SYN/RES modules

For Whom

End User

Notes

None

Remedy

Examine the SQL statement and verify that the request is correct. Convert the statement into a recursive statement by using a WITH RECURSIVE or CREATE RECURSIVE VIEW clause if the query name needs to be referenced in its own definition. Otherwise, remove the query name reference from the non-recursive WITH or VIEW definition and resubmit the request.

6921

Message

A recursive query/view definition should not contain more than one recursive relation reference in each FROM clause.

Explanation

Recursive relation is being referenced more than once in the FROM clause in the recursive query/view, which is not allowed.

Generated By

SYN/RES modules

For Whom

End User

Notes

None

Remedy

Examine the SQL statement and verify that the request is correct. Change the statement to adhere to the recursive query rules and resubmit the request.

6922

Message

Illegal or unsupported use of subquery/derived table inside a recursive query/view.

Explanation

A subquery or derived table is being used inside the recursive statement of a recursive query/view, which is not allowed.

Generated By

SYN/RES modules

For Whom

End User

Notes

None

Remedy

Examine the SQL statement and verify that the request is correct. Change the statement to adhere to the recursive query rules and resubmit the request.

6923

Message

Unsupported use of GROUP BY/extended grouping clause inside a recursive query/view.

Explanation

A GROUP BY or an extended grouping operation is being performed inside the recursive statement of a recursive query/view, which is not allowed.

Generated By

SYN/RES modules

For Whom

End User

Notes

None

Remedy

Examine the SQL statement and verify that the request is correct. Remove the GROUP BY or Extended grouping operator from the recursive statement and resubmit the request.

6924

Message

Illegal or unsupported set operation inside a recursive query/view.

Explanation

A set operation like UNION, INTERSECT, INTERSECT ALL, MINUS, MINUS ALL, EXCEPT, or EXCEPT ALL is being used inside the recursive query/view, which is not allowed.

Generated By

SYN modules

For Whom

End User

Notes

None

Remedy

Examine the SQL statement and verify that the request is correct. Change the statement to adhere to the recursive query rules and resubmit the request.

6925

Message

Unsupported use of DISTINCT inside a recursive query/view.

Explanation

A DISTINCT clause is being used inside the recursive statement of a recursive query/view, which is not allowed.

Generated By

SYN/OPT modules

For Whom

End User

Notes

None

Remedy

Examine the SQL statement and verify that the request is correct. Remove the DISTINCT modifier from the recursive statement and resubmit the request.

6926

Message

WITH [RECURSIVE] clause or recursive view is not supported within WITH [RECURSIVE] definitions, views, triggers or stored procedures.

Explanation

A WITH clause or a recursive view is being used inside a WITH definition, view, or stored procedure.

Generated By

SYN/OPT modules

For Whom

End User

Notes

None

Remedy

Examine the SQL statement and verify that the request is correct. Change the statement to adhere to the recursive query rules and resubmit the request.

6927

Message

Illegal or unsupported use of TOP N inside the recursive query/view.

Explanation

There is a TOP N operation being performed inside the recursive query/view definition, which is not allowed.

Generated By

SYN/OPT modules

For Whom

End User

Notes

None

Remedy

Examine the SQL statement and verify that the request is correct. Change the statement to adhere to the recursive query rules and resubmit the request.

6928**Message**

Recursive queries must begin with at least one non-recursive SELECT.

Explanation

The first SELECT of recursive query/view's body must not contain a recursive reference.

Generated By

RES modules

For Whom

End User

Notes

None

Remedy

Examine the SQL statement and verify that the request is correct. If there is already a non-recursive SELECT in the body of the query/view, move that SELECT to the top of the set operation. If not, then rewrite the statement to adhere to the recursive query rules and resubmit the request.

6929

Message

Objects referenced in a recursive query/view may not have aliases whose name match the recursive name or its aliases.

Explanation

Objects referenced in a recursive query/view may not have alias names that are the same as the recursive query/view name or any of its aliases.

Generated By

RES modules

For Whom

End User

Notes

None

Remedy

Examine the SQL statement and verify that the request is correct. Replace the conflicting alias names with a different name, and resubmit the request.

6930

Message

Overlapping recursive object aliases are not allowed.

Explanation

An alias for a recursive object has been defined within the scope of another recursive object alias. This is not supported.

Generated By

RES modules

For Whom

End User

Notes

None

Remedy

Examine the SQL statement and verify that the request is correct. Remove the conflicting alias, and resubmit the request.

6931

Message

WITH CHECK OPTION is not allowed for recursive views.

Explanation

WITH CHECK OPTION is being used while creating a recursive view, which is not allowed.

Generated By

RES modules

For Whom

End User

Notes

None

Remedy

Examine the SQL statement and verify that the request is correct. Remove the WITH CHECK OPTION from the request and resubmit it.

6932

Message

Multiple WITH definitions are not supported.

Explanation

Multiple WITH definitions are not currently supported.

Generated By

SYN modules

For Whom

End User

Notes

None

Remedy

Examine the SQL statement and verify that the request is correct. Remove one or more WITH definition from the WITH definition list and resubmit the request. A non-recursive WITH definition may be defined equivalently as derived tables within the main query.

6933

Message

External Stored Procedure "%VSTR" already exists.

Explanation

The user tried to create an external stored procedure and a table, view, trigger, macro, procedure, UDF or authorization with that name already exists. This error occurs on the CREATE (EXTERNAL) PROCEDURE statement.

Generated By

RES modules.

For Whom

End User.

Notes

None

Remedy

Examine the statement and verify that the request is correct. Change the statement to specify a different name and resubmit the request.

6934

Message

External Stored Procedure "%VSTR" does not exist.

Explanation

The user referenced an external stored procedure that does not exist in the database.

Generated By

RES/OPD modules.

For Whom

End User.

Notes

None

Remedy

Check the spelling of the external stored procedure. Check for the correct database name. Correct the request and resubmit it.

6935

Message

"%VSTR" is not an external stored procedure.

Explanation

The specified item is a table, view, macro, trigger, permanent journal, procedure, or UDF and the context of the query returning the error requires the item to be an external stored procedure.

Generated By

RES modules.

For Whom

End User.

Notes

None

Remedy

Correct the statement and resubmit the request.

6936

Message

The privilege is not applicable to an external stored procedure.

Explanation

The applicable privileges are DROP PROCEDURE, ALTER EXTERNAL PROCEDURE and EXECUTE for an external stored procedure object.

Generated By

RES module.

For Whom

End User.

Notes

None

Remedy

Correct the statement and resubmit the request.

6937

Message

Authorization "%VSTR" already exists.

Explanation

The user tried to create an authorization and a table, view, trigger, macro, procedure or UDF with that name already exists. This error occurs on the CREATE TABLE, VIEW, MACRO, TRIGGER, PROCEDURE, FUNCTION or AUTHORIZATION statement.

Generated By

RES modules.

For Whom

End User.

Notes

None

Remedy

Examine the statement and verify that the request is correct. Change the statement to specify a different name and resubmit the request.

6938

Message

Authorization "%VSTR" does not exist.

Explanation

The user referenced an authorization that does not exist in the database.

Generated By

RES/OPD modules.

For Whom

End User.

Notes

None

Remedy

Check the spelling of the authorization. Check for the correct database name. Correct the request and resubmit it.

6939

Message

"%VSTR" is not an authorization object.

Explanation

The specified item is a table, view, macro, trigger, permanent journal, procedure, or UDF and the context of the query returning the error requires the item to be an authorization.

Generated By

RES modules.

For Whom

End User.

Notes

None

Remedy

Correct the statement and resubmit the request.

6940

Message

The privilege is not applicable to an Authorization.

Explanation

The applicable privileges are DROP AUTHORIZATION for an authorization object.

Generated By

RES/OPD module.

For Whom

End User.

Notes

None

Remedy

Correct the statement and resubmit the request.

6941

Message

"%VSTR" is not a user logon database.

Explanation

The specified item is a database but not a User. To define a INVOKER authorization, the database must be a user logon database. An error is resulted if the that is not the case.

Generated By

RES modules.

For Whom

End User.

Notes

None

Remedy

Correct the statement and resubmit the request.

6942

Message

"%VSTR" is neither a table function nor a table operator.

Explanation

The specified item is a table, view, macro, trigger, permanent journal, procedure, UDF and the context of the query returning the error requires the item to be a table function or a table operator.

Generated By

SYNTAXER/RESOLVER

For Whom

End User.

Notes

None

Remedy

Correct the statement and resubmit the request.

6943

Message

Table "%VSTR" is not specified preceding table function in the FROM clause.

Explanation

table referenced in input argument of a table function must be specified preceding to table function.

Generated By

RES modules.

For Whom

End User.

Notes

None

Remedy

Correct the syntax and resubmit the request.

6944

Message

UDT expression, of type %TVMID, is not compatible with %VSTR.

Explanation

A UDT expression is not compatible with either a system- defined function or operator.

Generated By

RES and OPT modules.

For Whom

End User.

Notes

None

Remedy

Resubmit the request either not using UDTs or 1) If part of a function, ensure the UDT expression has a implicit/explicit cast compatible with the parameter.

6945

Message

%TVMID type argument is not compatible with %VSTR function.

Explanation

A UDT expression argument is not compatible with a parameter of a system- defined function.

Generated By

RES and OPT modules.

For Whom

End User.

Notes

None

Remedy

Resubmit the request either not using UDTs or ensure the UDT related to the expression has a implicit/explicit cast compatible with the parameter.

6946

Message

UDT operand, of type %TVMID, in %VSTR operation does not have the appropriate AS ASSIGNMENT cast defined

Explanation

A UDT expression is not compatible with an operand of a system- defined operation.

Generated By

RES and OPT modules.

For Whom

End User.

Notes

None

Remedy

Resubmit the request without UDTs or ensure the UDT related to the expression has an appropriate AS ASSIGNMENT cast defined.

6947

Message

Both UDT operands, in %VSTR operation, are not UDTs with the appropriate AS ASSIGNMENT cast defined.

Explanation

Both UDT expressions do not have the appropriate AS ASSIGNMENT cast defined.

Generated By

RES and OPT modules.

For Whom

End User.

Notes

None

Remedy

Resubmit the request without UDTs or ensure the UDTs related to the expressions have an appropriate AS ASSIGNMENT cast defined.

6948

Message

UDT expression, of type %TVMID, needs an explicit cast to a compatible type before usage in %VSTR.

Explanation

UDT expressions could be compatible with system operators/functions only when the dbscontrol flag DisableUDTImplCastForSysFuncOp is set to zero.

Generated By

RES and OPT modules.

For Whom

End User.

Notes

None

Remedy

Resubmit the request either not using UDTs, cast the UDT to the appropriate datatype, or ensure the dbscontrol flag DisableUDTImplCastForSysFuncOp is set to zero.

6949

Message

Unable to determine best cast from multiple cast definitions involving UDT type %TVMID.

Explanation

There are more than one CAST definitions that will satisfy the requested source and target relationship.

Generated By

RES module.

For Whom

End User.

Notes

None

Remedy

Resubmit the request with a CAST that is more precise or remove enough existing CASTs so that a CAST may be chosen.

6950

Message

Returning LOB inline in MultipartRecord mode is not supported for XSP.

Explanation

Currently returning LOB inline in MultipartRecord mode with XSP is not supported.

Generated By

OPT modules.

For Whom

End User.

Notes

None

Remedy

Return LOB in locator mode instead.

6951

Message

DDL is not supported in multi-statement request within a stored procedure.

Explanation

This error occurs in the following situation: a. Any DDL statement is specified in a stored procedure using the multi-statement request and dynamic SQL feature of stored procedures. For instance, DATABASE statement, SET SQL statements, multi statement requests, CREATE USER/DATABASE statement without FROM clause. This is a run-time error.

Generated By

RES Modules.

For Whom

End user.

Notes

None

Remedy

Do not use the DDL in multi-statement request. Recreate the stored procedure if necessary.

6952

Message

%VSTR.

Explanation

Column(s)/Indexes cannot be added/created/dropped/modified for a table under random amp sample emulation. Table cannot be dropped during random AMP sample emulation.

Generated By

OPT modules.

For Whom

End User.

Notes

None

Remedy

If you want to turn off random AMP sample emulation use the DIAGNOSTIC HELP SAMPLES to determine the samples that have been set and the DIAGNOSTIC SET SAMPLES statement to turn them off. If you want to emulate with the index change you must make the change on the target system and then re-extract the random AMP samples.

6953

Message

The authorization definition specified in the statement does not match with the actual definition.

Explanation

This error is generated when an UDF/XSP is created with authorization defined, and the authorization definition being specified in the CREATE/REPLACE UDF/XSP statement does not match with the actual authorization definition.

Generated By

Resolver

For Whom

UDF/UDT/XSP/AUTH developer

Notes

None

Remedy

Check the authorization definition.

6954

Message

Not authorized on %VSTR. Exceeded allowed attempts, the authorization statement has been disabled.

Explanation

To avoid having a user submit the authorization statement repeatedly in an attempt to obtain password information, the user is allowed three tries to get the authorization information correct after which the CREATE/REPLACE AUTHORIZATION statement will be disabled. The user will have to logoff and log back in to reset the lockout. The maximum number of failed attempts within a 5 minutes period is 3.

Generated By

RES modules.

For Whom

End User.

Notes

None

Remedy

Correct the login information in the statement and resubmit it in another session.

6955

Message

The Create/Replace Authorization statement is disabled.

Explanation

The Create/Replace Authorization statement is disabled due to the maximum number of failed attempts, which is 3, has been reached within a 5 minutes timeframe.

Generated By

RES modules.

For Whom

End User.

Notes

None

Remedy

Correct the login information in the statement and resubmit it in another session.

6956

Message

Column %VSTR has statistics and cannot be dropped or modified.

Explanation

A column with any stats defined on it cannot be dropped or modified by a ALTER TABLE statement.

Generated By

OPD modules.

For Whom

End User.

Notes

None

Remedy

If the column needs to be dropped or modified, drop all the multi-column statistics defined on that column with the DROP STATISTICS statement.

6957

Message

Logging for online archive is not allowed on journal tables.

Explanation

This error occurs when trying to execute LOGGING ONLINE ARCHIVE ON statement on journal tables.

Generated By

RES modules.

For Whom

End User.

Notes

None

Remedy

Do not submit LOGGING ONLINE ARCHIVE ON statement on journal tables.

6958

Message

LOGGING ONLINE ARCHIVE ON statement for database %VSTR is not supported.

Explanation

LOGGING ONLINE ARCHIVE ON statement does not support the specified database. For instance, LOGGING ONLINE ARCHIVE ON statement is not supported for database DBC or database SYSUDTLIB.

Generated By

RES modules.

For Whom

End User.

Notes

None

Remedy

Do not submit LOGGING ONLINE ARCHIVE ON statement on the specified database.

6961

Message

Statistics are not available in the source table.

Explanation

This is a warning code only. Warning is reported when the user specifies the AND STATISTICS|STATS|STAT clause in a CREATE TABLE AS and the source table in the CREATE AS does not have any statistics collected or statistics are not available on the eligible columns in the target table.

Generated By

OPD modules.

For Whom

End User.

Notes

None

Remedy

Informational message only.

6962

Message

Statistics cannot be copied.

Explanation

This is a warning code only. Warning is reported when the user specifies the AND STATISTICS|STATS|STAT clause in a CREATE TABLE AS and none of the available statistics on the source table are eligible be copied to the target table either due to changing data or due to changing cardinality in the target table.

Generated By

OPD modules.

For Whom

End User.

Notes

None

Remedy

Informational message only.

6963

Message

Multi-column statistics that exceed the limit have not been copied.

Explanation

This is warning code only. Warning is reported when the user specifies the AND STATISTICS|STATS|STAT clause in a CREATE TABLE AS and the number of multiple-column statistics exceed the limit. Multi-column statistics that exceed the limit are not copied.

Generated By

OPD modules.

For Whom

End User.

Notes

None

Remedy

Informational message only.

6964

Message

Only some of the statistics were copied to the target table.

Explanation

This is warning code only. Warning is reported when the user specifies the AND STATISTICS|STATS|STAT clause in CREATE TABLE AS and when only some of the statistics on the source table were eligible to be copied to the target table.

Generated By

OPD modules.

For Whom

End User.

Notes

None

Remedy

Informational message only.

6965

Message

The external stored procedure's SQL data access and application package are not compatible.

Explanation

Either * The XSP specified either READS SQL DATA or MODIFIES SQL DATA But, the external literal does not include an application package. or * The XSP included an application package, but has NO SQL access.

Generated By

OPD modules.

For Whom

XSP developer.

Notes

None

Remedy

Resubmit the request with the appropriate application package. Or include a sql data access clause with access greater than NO SQL.

6966

Message

External Stored Procedure specified with SQL access must run in protected mode.

Explanation

The user attempted to alter the XSP with SQL access to run in not protected mode. That is not allowed.

Generated By

RES modules.

For Whom

End User.

Notes

None

Remedy

Do not resubmit the request.

6968

Message

Attempted to modify SQL.

Explanation

The SQL procedure either has READS SQL access, but has attempted to read or modify SQL data, or it has called another procedure that has.

Generated By

TEQ modules.

For Whom

End User.

Notes

None

Remedy

Replace the procedure with higher SQL access or so that it does not read SQL.

6969

Message

%VSTR is not allowed on a Period column.

Explanation

Period Data Type column can not have these attributes: COMPRESS or CHECK attributes.

Generated By

Parser.

For Whom

End User.

Notes

None

Remedy

Remove the Period column from the statement or rewrite the statement without using the prohibited attribute and resubmit.

6970

Message

A foreign key is not allowed on a Period column.

Explanation

A Period column is not allowed to be a foreign key column.

Generated By

Parser.

For Whom

End User.

Notes

None

Remedy

Rewrite the statement without listing the PERIOD column in a foreign key and re-submit.

6971

Message

An index is not supported on a Period column.

Explanation

An index is not allowed on Period column. The index may be due to PRIMARY KEY constraint or UNIQUE constraint on the Period column.

Generated By

Parser

For Whom

End User.

Notes

None

Remedy

Remove the index, PRIMARY KEY constraint, or UNIQUE constraint, and re-submit.

6972

Message

WITH DEFAULT is not allowed on a PERIOD(TIME) column.

Explanation

The WITH DEFAULT option is not allowed on a PERIOD(TIME) column. The default value for a PERIOD(TIME) column can be set using a Period value constructor or a Period literal.

Generated By

Parser.

For Whom

End User.

Notes

None

Remedy

Rewrite the statement without using WITH DEFAULT on PERIOD(TIME).

6973

Message

Invalid argument for the %VSTR function. The argument must have a Period data type.

Explanation

The argument of the BEGIN || END ||LAST ||INTERVAL function must have a Period data type and be a Period value expression.

Generated By

Parser.

For Whom

End User.

Notes

None

Remedy

Correct the argument to be a Period value expression and re-submit.

6974

Message

Invalid interval qualifier for the INTERVAL function. The interval qualifier must be one that is allowed for the argument's Period data type.

Explanation

The specified interval qualifier of the INTERVAL function is not allowed for the argument's Period data type. If the argument has PERIOD(DATE) data type, the interval qualifier must be YEAR, YEAR TO MONTH, MONTH, or DAY. If the argument has PERIOD(TIME(n) [WITH TIME ZONE]) data type, the interval qualifier must be HOUR, HOUR TO MINUTE, HOUR TO

SECOND, MINUTE, MINUTE TO SECOND or SECOND. If the argument has PERIOD(TIMESTAMP(n) [WITH TIME ZONE]) data type, any interval qualifier is allowed.

Generated By

Parser.

For Whom

End User.

Notes

None

Remedy

Correct the argument and resubmit

6975

Message

Invalid argument for the %VSTR function. The argument must have a DateTime data type.

Explanation

The argument of the PRIOR or NEXT function must have a DateTime data type and be a DateTime value expression.

Generated By

Parser modules.

For Whom

End User.

Notes

None

Remedy

Correct the argument to be a DateTime Data Type and re-submit.

6976

Message

Period data types are not allowed with %VSTR function.

Explanation

A Period value is not allowed for this function.

Generated By

Parser.

For Whom

End User.

Notes

None

Remedy

Rewrite the statement without using a Period value or use a function that allows a Period value and re-submit.

6977

Message

Invalid Period value constructor. The beginning and ending bounds must have the same DateTime data type.

Explanation

For the construction of a period value, the specified beginning and ending bounds must have the same DateTime type. If any other data type other than DateTime type is passed as an argument to the PERIOD value constructor, it must be explicitly CAST.

Generated By

Parser.

For Whom

End User.

Notes

None

Remedy

Correct the values and re-submit.

6978

Message

Invalid Period value constructor. An ending bound of UNTIL_CHANGED is not allowed for PERIOD(TIME).

Explanation

UNTIL_CHANGED cannot be used in the construction of a PERIOD(TIME) value. It is allowed as the ending bound in construction of a PERIOD(DATE) or PERIOD(TIMESTAMP) value.

Generated By

Parser.

For Whom

End User.

Notes

None

Remedy

Correct the values and re-submit.

6979

Message

Invalid CAST. Casting a Period value as the specified target type is not allowed.

Explanation

A Period value can be cast only as CHARACTER, VARCHAR, PERIOD, DATE, TIME, or TIMESTAMP when using the CAST function. Using the CAST function for casting a Period value as any other data type is not allowed. Note that a PERIOD(DATE) value cannot be cast as PERIOD(TIME) or TIME. Also, a PERIOD(TIME) value cannot be cast as PERIOD(DATE) or DATE.

Generated By

Parser modules.

For Whom

End User.

Notes

None

Remedy

Rewrite the statement by correcting the source value to have a data type such that it is valid to cast the source value as the specified target type and re-submit.

6980**Message**

Invalid CAST. Casting the specified source value as PERIOD is not allowed.

Explanation

Only a CHARACTER, VARCHAR, PERIOD, DATE, TIME, or TIMESTAMP value can be cast as a Period data type. Using the CAST function for casting a value of any other data type is not allowed. Note that a PERIOD(DATE) or DATE value cannot be cast as PERIOD(TIME). Also, a PERIOD(TIME) or TIME value cannot be cast as PERIOD(DATE).

Generated By

Parser.

For Whom

End User.

Notes

None

Remedy

Rewrite the statement by correcting the source value to have a data type such that it is valid to cast the source value as the specified target type and re-submit.

6981**Message**

Invalid CAST. Casting a DATE value as PERIOD(TIME) is not allowed.

Explanation

A DATE value cannot be cast as PERIOD(TIME).

Generated By

Parser.

For Whom

End User.

Notes

None

Remedy

Rewrite the statement by correcting the source value to have a data type such that it is valid to cast the source value as the specified target type and re-submit.

6982

Message

Invalid CAST. Casting a TIME value as PERIOD(DATE) is not allowed.

Explanation

A TIME value cannot be cast as PERIOD(DATE).

Generated By

Parser modules.

For Whom

End User.

Notes

None

Remedy

Rewrite the statement by correcting the source value to have a data type such that it is valid to cast the source value as the specified target type and re-submit.

6983

Message

Invalid CAST. Casting a PERIOD(DATE) value as %VSTR is not allowed.

Explanation

A PERIOD(DATE) value cannot be cast as TIME or PERIOD(TIME).

Generated By

Parser modules.

For Whom

End User.

Notes

None

Remedy

Rewrite the statement by correcting the source value to have a data type such that it is valid to cast the source value as the specified target type and re-submit.

6984

Message

Invalid CAST. Casting a PERIOD(TIME) value as %VSTR is not allowed.

Explanation

A Period(TIME) value cannot be cast as DATE or PERIOD(DATE) .

Generated By

Parser modules.

For Whom

End User.

Notes

None

Remedy

Rewrite the statement by correcting the source value to have a data type such that it is valid to cast the source value as the specified target type and re-submit..

6985

Message

A nondeterministic UDF or UDM, RANDOM and SAMPLE clause are not allowed in a BEFORE ROW trigger WHEN clause, RANGE_N function.

Explanation

A BEFORE ROW trigger WHEN clause, RANGE_N function are not allowed to reference a nondeterministic function(RANDOM), nondeterministic UDF, nondeterministic UDM, or SAMPLE clause.

Generated By

Res

For Whom

End User.

Notes

None

Remedy

Resubmit the query after removing the reference to the nondeterministic UDF, UDM, or RANDOM function, or removing the SAMPLE clause.

6986

Message

Failing query available in TSETQueryText table with row identifier %VSTR

Explanation

This is a continuation of the 3610 error message and appears only in that context. It gives the row id in the TSETQueryText table containing the information needed to duplicate the 3610 error. This information is not guaranteed to appear with every 3610 error.

Generated By

Parser Modules

For Whom

Internal

Notes

None

Remedy

Support should recreate the conditions prevailing when the query was submitted using the TSET information, and duplicate the problem, enabling eventual resolution.

6988

Message

The password submitted must contain at least one alpha character.

Explanation

The password submitted does not contain any alpha characters (A-Z , a-z). This is a requirement for all passwords at this installation.

Generated By

Parser Modules

For Whom

User

Notes

None

Remedy

Submit another password which contains at least one alpha character.

6989

Message

The password submitted must contain at least one numeric character.

Explanation

The password submitted does not contain any numeric characters (0-9). This is a requirement for this installation or user profile.

Generated By

Parser Modules

For Whom

User

Notes

None

Remedy

Submit another password which contains at least one numeric character.

6990

Message

The password submitted must contain at least one special character.

Explanation

The password submitted does not contain any special characters. This is a requirement for this installation or user profile.

Generated By

Parser Modules

For Whom

User

Notes

None

Remedy

Submit another password which contains at least one special character.

6991

Message

The password submitted must contain at least one lower case character and at least one upper case character.

Explanation

The password submitted does not contain at least one upper case character (A-Z) and one lower case character (a-z). This is a requirement for this installation or user profile.

Generated By

Parser Modules

For Whom

User

Notes

None

Remedy

Submit another password that contains at least one upper case character and one lower case character.

6992**Message**

The password submitted cannot contain the user name.

Explanation

The password submitted contains the user name as a substring. No passwords are allowed to contain the user name as a substring at this installation.

Generated By

Parser Modules

For Whom

User

Notes

None

Remedy

Submit another password that does not contain the user name as a substring.

6993**Message**

The sample column %VSTR does not match the table's definition.

Explanation

Random AMP sample emulation cannot be set if the value of the NumIndexes and Fields[0] thru Fields[NumIndexes-1] columns in the SystemFE.Opt_RAS_Table do not match the number of indexes on the table and the number of fields that comprise each index respectively as defined in the Data Dictionary.

Generated By

OPT modules.

For Whom

End User.

Notes

None

Remedy

Re-export the random AMP samples from the target system or change the table's definition on the test system to match that of the target system.

6994

Message

Invalid CAST. Casting a source value as %VSTR with lower precision is not allowed.

Explanation

A source value cannot be cast as PERIOD(TIME) or PERIOD(TIMESTAMP) with lower precision.

Generated By

Parser modules.

For Whom

End User.

Notes

None

Remedy

Correct the target precision and re-submit.

6995

Message

Invalid CAST. Casting a Period value as %VSTR with lower precision is not allowed.

Explanation

A Period value cannot be cast as TIME or TIMESTAMP with lower precision.

Generated By

Parser modules.

For Whom

End User.

Notes

None

Remedy

Correct the target precision and re-submit.

6996

Message

Invalid conversion or assignment operation on a Period.

Explanation

A value assigned/converted to/from a Period site must be a Period value of comparable element type or must be a character string value must be in the form of target Period site format if defined or must be in default SDF format.

Generated By

Parser.

For Whom

End User.

Notes

None

Remedy

Rewrite the statement with proper source value and re-submit.

6998

Message

Invalid Period arithmetic operation. Subtracting a Period operand from any other operand is not allowed.

Explanation

A Period operand must not be subtracted from any other operand.

Generated By

Parser modules.

For Whom

End User.

Notes

None

Remedy

Correct the Period arithmetic expression and re-submit.

6999

Message

Invalid operand for a Period operation. The operands must have comparable Period data types.

Explanation

If there is a Period operand, the other operands must have Period data type and the operands must have comparable Period data types.

Generated By

Parser.

For Whom

End User.

Notes

None

Remedy

Correct the operands to be valid for the operation and re-submit.

7413

Message

Current of cursor row no longer exists.

Explanation

The current of cursor row that the user is trying to modify no longer exists due to the fact that the row has been changed by another request.

Generated By

StpRet, StpUpd, StpDel.

For Whom

End User.

Notes

Should only receive this error if in an updatable cursor txn and the FOR CHECKSUM locking modifier was specified when the rows were selected.

Remedy

If still want to modify the specified row through a cursor, must commit or abort current updatable cursor txn, start a new one, and re-submit statement.

7415

Message

Probable stale message (WorkID mismatch)

Explanation

A DBS message failed to match the expected work ID, indicating that it is probably a so-called "stale" message improperly left over from another DBS step. Since a stale message means that DBS processing protocols may have been compromised, this error causes a system restart.

Generated By

AMP software

For Whom

Site support representative.

Notes

This error is generated by the message sanity check routine AwtMatch, typically used to verify that the work ID in a received message matches the one in its known ancestor message.

Since the system message header containing this work ID is normally copied into spawned, redistributed or response messages generated by a DBS step, the work ID in all these messages should match the one in the original step.

Remedy

1) Save the crashdump for offloading. 2) Have all traceback information ready. 3) Then call your Support Representative.

7416

Message

Collation has not been installed

Explanation

The user defined in the DBC.CollationTbl a collation whose name is not MULTINATIONAL and requested it to be installed.

Generated By

SSSInXlt (DBS Startup)

For Whom

SysAdmin DBA Site support representative

Notes

This is a warning not an error. It warns the user that the collation he intended to install cannot be installed.

Remedy

Set the DBC.CollationTbl.CollInstall field to 'N' for that collation.

7417

Message

An invalid value was used as an argument to the HASHAMP function.

Explanation

An argument of the HASHAMP or HASHBAKAMP function doesn't evaluate to the proper value. It should evaluate to an integer value in the range [0, 148575].

Generated By

The interpretative expression processor.

For Whom

End user.

Notes

None

Remedy

Check the data against which the function was used.

7418

Message

Invalid value used as an argument for HASHBUCKET function.

Explanation

An argument of the HASHBUCKET function doesn't evaluate to the proper value. It should evaluate to an integer value in the range [0, 4294967290].

Generated By

The interpretative expression processor.

For Whom

End user.

Notes

None

Remedy

Check the data against which the function was used.

7419

Message

User "DBC" almost out of space: resource logging delayed.

Explanation

The resource logging subsystem has detected that user "DBC" is running dangerously low on space and has rejected an attempt to insert a row into one of the resource logging tables defined there.

Generated By

Resource logging subsystem (RSS)

For Whom

Operator.

Notes

None

Remedy

Free up some space in "DBC", for example by copying the resource log data to another database or system for further analysis, and then deleting the rows from the original log tables.

7420

Message

An invalid hash bucket has been encountered.

Explanation

This error occurs if an invalid (out of legal range) hash bucket is encountered.

Generated By

MscHashAmp, MscHashBakAmp

For Whom

Site support representative.

Notes

None

Remedy

Contact your Support Representative.

7421

Message

Invalid size of the BitMap

Explanation

The size of the BitMap is not a multiple of 16KB.

Generated By

Stp BMSM processing

For Whom

Site support representative.

Notes

The size of the BitMap indicated by the parse must be a multiple of 16KB. Parser failed to do that.

Remedy

Contact your Support Representative..

7423

Message

Object %DBID.%TVMID is locked by another process and NOWAIT. Please resubmit the job.

Explanation

This error indicates that: Request object already locked and NOWAIT option specified.
Transcation has been rolled back.

Generated By

AMP Software.

For Whom

End User.

Notes

None

Remedy

Resubmit the transaction.

7424

Message

Internal GMO error occurred.

Explanation

An internal error has occurred in one of the GMO services.

Generated By

sssconfig

For Whom

Field Engineer.

Notes

The GMO services are used manage the DBS logical configuration maps.

Remedy

Contact a field engineer.

7425

Message

Permission denied to GMO.

Explanation

Operation permission was denied to a GMO service.

Generated By

Unused at this time.

For Whom

Field Engineer.

Notes

The GMO services are used to manage the DBS logical configuration maps.

Remedy

Contact a field engineer.

7426

Message

GMO already exists.

Explanation

The specified GMO is already in use.

Generated By

sssconfig, sssconvr

For Whom

Field Engineer.

Notes

The GMO services are used to manage the DBS logical configuration maps.

Remedy

Contact a field engineer.

7427

Message

Invalid GMO lock operation specified.

Explanation

Value supplied in the GMO lock is not valid.

Generated By

Unused at this time.

For Whom

Field Engineer.

Notes

The GMO services are used to manage the DBS logical configuration maps.

Remedy

Contact a field engineer.

7428

Message

NoWait flag set and could not grant GMO lock immediately.

Explanation

Returned if the NoWait flag is true and the requested lock could not be granted immediately.

Generated By

Unused at this time.

For Whom

Field Engineer.

Notes

The GMO services are used to manage the DBS logical configuration maps.

Remedy

Contact a field engineer.

7429

Message

Invalid GMO name specified.

Explanation

An invalid GMO name was specified.

Generated By

Unused at this time.

For Whom

Field Engineer.

Notes

The GMO services are used to manage the DBS logical configuration maps.

Remedy

Contact a field engineer.

7430

Message

GMO does not exist.

Explanation

The specified GMO does not exist.

Generated By

sssconfig, sssconvr, sssddf

For Whom

Field Engineer.

Notes

The GMO services are used to manage the DBS logical configuration maps.

Remedy

Contact a field engineer.

7431

Message

Insufficient space for GMO.

Explanation

Insufficient space to allocate the GMO or exhaustion of UNIX shared memory identifiers.

Generated By

Unused at this time.

For Whom

Field Engineer.

Notes

The GMO services are used to manage the DBS logical configuration maps.

Remedy

Contact a field engineer.

7432

Message

Invalid GMO size specified.

Explanation

An invalid size was specified for the GMO.

Generated By

Unused at this time.

For Whom

Field Engineer.

Notes

The GMO services are used to manage the DBS logical configuration maps.

Remedy

Contact a field engineer.

7433

Message

Invalid time.

Explanation

This error occurs when an EVL module expects a time value with valid hour, minute, and second values.

Generated By

EVL modules.

For Whom

End User.

Notes

Hour, minute, and second fields of the time value must be valid. For hour, the value must be between 0 and 23. The minute and second value must be between 0 and 59.

Remedy

Correct and resubmit the request.

7434

Message

A non-replicated step was received for a replicated table.

Explanation

This error indicates that: The table header indicates that this table is replicated but the insert, update, delete, merge or merge/delete step is not for a replicated table. The opposite condition where the step indicates a replicated table but the table header indicates a non-replicated table also returns this error.

Generated By

AMP software.

For Whom

End User.

Notes

None

Remedy

Resubmit the request.

7435

Message

No more temporary space in %DBID.

Explanation

Insufficient space available in the specified database for the temporary tables.

Generated By

AMP Step Processing Software.

For Whom

End User.

Notes

None

Remedy

Have the temporary space limit for the database increased and resubmit the request.

7436

Message

One or more rows found for a temporary table not in DBC.TempTables.

Explanation

Table header of an non-existant temporary table is found on one or more AMPs.

Generated By

Cthtable

For Whom

End User.

Notes

None

Remedy

Contact your Support Representative.

7437

Message

Table header not found for a materialized temporary table.

Explanation

Table header of a temporary table is not found on one or more AMPs.

Generated By

Cthtable

For Whom

End User.

Notes

None

Remedy

Contact your Support Representative.

7438

Message

Temporary table row referenced non-existent base temporary table.

Explanation

The base temporary table ID of a temporary table DBC.TempTables represents a non-existent base temporary table.

Generated By

Ctbttable

For Whom

End User.

Notes

None

Remedy

Contact your Support Representative.

7439

Message

Row references non-existent session.

Explanation

A session ID in DBC.TempTables or DBC.TempStatistics is not found in DBC.SessionTbl.

Generated By

Ctbttable

For Whom

End User.

Notes

None

Remedy

Contact your Support Representative.

7440

Message

Temporary statistics row referenced table not defined in DBC.TempTables.

Explanation

A statistics row in DBC.TempStatistics references a non-existent temporary table.

Generated By

Ctbttable

For Whom

End User.

Notes

None

Remedy

Contact your Support Representative.

7441

Message

The date does not correspond to an existing era.

Explanation

The format string of a date column contains the Japanese Imperial Era indicator, but the given date does not correspond to any of the Japanese Imperial Eras.

Generated By

AMP Steps.

For Whom

End User.

Notes

None

Remedy

Correct the statement and resubmit it.

7442

Message

Invalid era.

Explanation

The format string of a date column contains the Japanese Imperial Era indicator, but the given character string contains an invalid era indicator.

Generated By

AMP Steps.

For Whom

End User.

Notes

None

Remedy

Correct the statement and resubmit it.

7443

Message

The length of argument is incorrect.

Explanation

This error is generated when the length of an SQL String Function is incorrect. For example, the length of a Graphic argument must be even.

Generated By

FLT routines.

For Whom

End User.

Notes

None

Remedy

Correct the statement and resubmit it.

7444

Message

The table has not been converted to run for the current release.

Explanation

This error is generated when accessing a table which has a format not fitting the current release.

Generated By

SUTTBLOCK routine.

For Whom

End User.

Notes

None

Remedy

The release conversion process must not be completed. Check the output from the conversion script for possible error.

7445

Message

Mload table %TVMID cannot be released because fallback exists. See manual to release MLoad lock in Apply for fallback table.

Explanation

The user attempted to release an Mload Apply Phase or Restoration Lock on a table that has fallback. The table had been the target of an Mload that was aborted in the Apply Phase. There may be internal inconsistencies between the primary and its fallback because not all inputs may have been applied to the target table.

Generated By

STPERE

For Whom

User.

Notes

In order to be able to release an Mload Apply Phase or Restoration Lock, the table must not have fallback (and non-unique secondary indexes) or the table is empty.

Remedy

On systems that do not require always fallback, drop the fallback table; otherwise, delete all rows, drop the table or copy the contents to another table. Then, run the RELEASE MLOAD again. Once the table is fully available, it may be desirable to rerun the Mload job; but many Mload jobs should NOT be rerun, as rerunning them would violate logical data integrity. If the table must be abandoned, either drop or delete, and then regenerate the table or restore the table from backups.

7446

Message

Mload table %TVMID cannot be released because NUSI exists.

Explanation

The user attempted to release an Mload Apply Phase or Restoration Lock on a table that has non-unique secondary indexes. The table had been the target of an Mload that was aborted in the Apply Phase. There may be internal inconsistencies between the primary and its non-unique secondary indexes because not all inputs may have been applied to the target table.

Generated By

STPERE

For Whom

User.

Notes

In order to be able to release an Mload Apply Phase or Restoration Lock, the table must not have non-unique secondary indexes (and fallback) or the table is empty.

Remedy

Drop all non-unique secondary indexes and run the RELEASE MLOAD again. Alternatively, delete all rows or drop the table. Once the table is fully available, it may be desirable to rerun the Mload job; but many Mload jobs should NOT be rerun, as rerunning them would violate data integrity. If the table must be abandoned, either drop or delete, and then regenerate the table or restore the table from backups.

7447

Message

Mload table %TVMID cannot be released because fallback and NUSI exist.

Explanation

The user attempted to release an Mload Apply Phase or Restoration Lock on a table that has both fallback and non- unique secondary indexes. The table had been the target of an Mload that was aborted in the Apply Phase. There may be internal inconsistencies between the primary and its fallback and non-unique secondary indexes because not all inputs may have been applied to the target table.

Generated By

STPERE

For Whom

User.

Notes

In order to be able to release an Mload Apply Phase or Restoration Lock, the table must not have fallback and non- unique secondary indexes or the table is empty.

Remedy

Drop the fallback and all non-unique secondary indexes and run the RELEASE MLOAD again. Alternatively, delete all rows or drop the table. Once the table is fully available, it may be desirable to rerun the Mload job; but many Mload jobs should NOT be rerun, as rerunning them would violate logical data integrity. If the table must be abandoned, either drop or delete, and then regenerate the table or restore the table from backups.

7448

Message

Mload table %TVMID cannot be restarted.

Explanation

The user attempted to restart an Mload job that was aborted during the Apply Phase and a RELEASE MLOAD with "IN APPLY" option had been executed on the target table.

Generated By

STPEBE

For Whom

User.

Notes

Mload does not allow any restart on target tables that were aborted during the Apply Phase and a RELEASE MLOAD with "IN APPLY" option had been executed on these tables. It is possible that the fallback and/or NUSIs of a target table have been dropped prior to the restart.

Remedy

Drop any existing fallback and NUSIs and run RELEASE MLOAD with "IN APPLY" option. Once the table is fully available, it may be desirable to rerun the Mload job; but many Mload jobs should NOT be rerun, as rerunning them would violate logical data integrity. If the table must be abandoned, either drop or delete, and then regenerate the table or restore the table from backups.

7449

Message

Mload table %TVMID is not in the Application Phase.

Explanation

The user attempted to release an Mload Apply Phase Lock on a table that has an Mload Acquisition Lock.

Generated By

STPERE

For Whom

User.

Notes

None.

Remedy

Rerun the RELEASE MLOAD statement without the "IN APPLY" option.

7450

Message

Warning: Table is structurally okay but some delete, insert, or update was partially done on the table.

Explanation

The user released an Mload Apply or Restoration Lock on a table that was partially deleted, inserted, or updated by the previously aborted Mload job.

Generated By

SutCoCo

For Whom

User.

Notes

The table was partially updated by the previously aborted Mload job and therefore the user has to be very cautious about user application integrity before deciding to rerun the Mload job because by doing that some rows could be changed unintentionally.

Remedy

Rerun the previously aborted Mload job if it will not violate user application integrity (i.e. change a previously updated row) and also recreate fallback and NUSIs as necessary. Alternatively, delete all rows or drop the table.

7451

Message

Invalid timestamp.

Explanation

This error occurs when an EVL module expects a timestamp value with valid year, month, day, hour, minute, and second values.

Generated By

EVL modules.

For Whom

End User.

Notes

Year, Month, Day, hour, minute, and second fields of the timestamp value must be valid.

Remedy

Correct and resubmit the request.

7452

Message

Invalid interval.

Explanation

This error occurs when an EVL module expects an interval value with valid year, month, day, hour, minute, or second values.

Generated By

EVL modules.

For Whom

End User.

Notes

Year, Month, Day, hour, minute, or second fields of the interval value must be valid.

Remedy

Correct and resubmit the request.

7453

Message

Interval field overflow.

Explanation

This error occurs when an EVL module cannot represent an interval value with its defined precision.

Generated By

EVL modules.

For Whom

End User.

Notes

None

Remedy

Correct and resubmit the request.

7454

Message

DateTime field overflow.

Explanation

This error occurs when an EVL module cannot represent a time or timestamp value with its defined precision.

Generated By

EVL modules.

For Whom

End User.

Notes

None

Remedy

Correct and resubmit the request.

7455

Message

Invalid Time Zone specified.

Explanation

The specified value does not represent a valid time zone displacement or time zone string. Or, the time zone displacement cannot be determined for the time zone string or, the time zone displacement determined for the time zone string is not valid. A time zone displacement

must be between INTERVAL '-12:59' HOUR TO MINUTE and INTERVAL '14:00' HOUR TO MINUTE.

Generated By

OPT and EVL modules.

For Whom

End User.

Notes

None

Remedy

Correct and resubmit the request.

7457

Message

Warning: Mload had completed processing on the primary data subtable.

Explanation

The user released an Mload Apply or Restoration Lock on a table that the previously aborted Mload job had done processing on the primary data.

Generated By

SutCoCo

For Whom

User.

Notes

All changes had been applied to the primary data subtable since the previously aborted Mload job had completed processing on the subtable.

Remedy

Recreate fallback and NUSIs as necessary.

7458

Message

Checkpoint failed for replication copy/compare operation.

Explanation

The error indicates a failed checkpoint on the destination side for a replication utility. The utility is to be continued from the previous checkpoint.

Generated By

Replication Utility

For Whom

RSG (Replication Service Gateway)

Notes

None

Remedy

This error is internal between RS and TD. It is to notify RS that the checkpoint at destination side was not successful and that the utility should be continued from the previous checkpoint on the source side.

7459

Message

Table %DBID.%TVMID not allowed to be both the source and the destination of a replication utility.

Explanation

A table can not be both the source and the destination of a copy or compare operation.

Generated By

Replication Utility

For Whom

RSG (Replication Service Gateway)

Notes

None

Remedy

None.

7460

Message

Cannot continue utility operation on %DBID.%TVMID because system configuration has changed.

Explanation

The utility was restarted after a source/destination system reset and the the configuration of the reset system has changed.

Generated By

Replication Utility

For Whom

RSG (Replication Service Gateway)

Notes

None

Remedy

The current utility can not be continued and must be aborted. After the abort is completed, a new utility can be submitted for the same object.

7461

Message

Invalid logon user name for utility.

Explanation

The logon user name was not present in the utility Prepare message or the user name does not exist in system.

Generated By

Replication Utility.

For Whom

RSG (Replication Service Gateway)

Notes

None

Remedy

Resubmit the request with a valid user name.

7462

Message

Operation not allowed: pending table copy operation on table %DBID.%TVMID.

Explanation

This error occurs when a user issues a request for a table that is being copied.

Generated By

AMP Steps/HUT/EDT

For Whom

RSG

Notes

The table does exist, but it is not in a form in which it may be accessed.

Remedy

Wait until the copy operation is finished, then resubmitting the request.

7463

Message

Too many concurrent table copy operations running on system.

Explanation

The maximum number of table copy operations a user can run concurrently on a system is defined by the constant RepMaxSimulUty (15).

Generated By

AMP.

For Whom

End user.

Notes

None

Remedy

Wait until other table copy operations are completed and system resources are freed up then resubmit the request.

7464**Message**

Compare difference table %DBID.%TVMID has incorrect definition.

Explanation

The definition of the compare difference table should have the following definition: field 1 : error code (data type SMALLINT, Not Null) field 2 - N : primary key columns from target table. The data type of each columns should be identical to that of target table and the columns should be in the order the primary key appears in DBC.Indexes table (The FieldPosition in DBC.Indexes indicates the order of the index columns. It is in field Id order.) These columns should also be defined as the nonunique primary index of the compare difference table.

Generated By

Replication Utility.

For Whom

RSG (Replication Service Gateway)

Notes

The primary key index Id of target table can be obtained from DBC.TVM and the primary key index columns and the order of it can be obtained from DBC.Indexes. The data type of each column can be obtained from DBC.TVFields.

Remedy

Correct the definition of the compare difference table and start a new utility.

7465**Message**

Mload table %TVMID cannot be released because permanent journals exist.

Explanation

The user attempted to release an Mload Apply Lock on table that has permanent journals. The table had been the target of an Mload that was aborted in the Apply Phase. There may

be inconsistencies between the partial changes done to the target table and its permanent journal images.

Generated By

STPERE

For Whom

User.

Notes

In order to be able to release an Mload Apply Phase or Restoration Lock, the table must not have permanent journals or the table is empty.

Remedy

The table must be dropped from the database. If this table is defined as a member of the replication group, then it must be removed from the replication group first using ALTER REPLICATION GROUP statement.

7466

Message

Invalid utility Id.

Explanation

This error is returned in the following cases: - The utility Id passed in the subsequent REP messages does not match with the utility Id in the RepPrepare message which started the utility. - The utility Id passed in the RepPrepare message for a restarted utility operation does not match with the utility Id recorded in the system.

Generated By

AMP

For Whom

RSG

Notes

None

Remedy

None.

7467

Message

Operation not allowed: pending replication compare operation on table %DBID.%TVMID.

Explanation

The table is the destination of a replication compare operation that is currently in process. No other Copy/Compare utility operation is allowed to use this table as an object until the operation is completed.

Generated By

Replication Utility/HUT/EDT

For Whom

RSG (Replication Service Gateway)

Notes

None

Remedy

Wait until the compare operation is finished before submitting request.

7468

Message

Too many rows %VSTR.

Explanation

The node-level buffered row redistribution service has detected an overflow in the count of rows sent to the indicated AMP in a hashed redistribution.

Generated By

AMP row redistribution service (sutrrd).

For Whom

End User.

Notes

The row count at issue is a 32-bit unsigned value and will therefore support redistributions that send up to 4G rows to any given AMP. Since this number of rows would require at least 48GB of disk storage on one AMP, it is expected that an out-of-space error would usually occur long before the 4G row count overflows. This error is therefore not expected to occur unless (1) disk storage limits are increased significantly, or (2) a new DBS service processes

the redistributed rows without writing all, or any, of the row data to disk. If either of these conditions changes and queries begin failing with the 7468 error, then the 32-bit row count limit may have to be extended to prevent the overflow.

Remedy

Examine the failing query carefully to make sure there are no unintended Cartesian product joins or other errors that could cause runaway spool generation.

7469

Message

Requested fraction sample does not result in a row.

Explanation

This is a warning message. It occurs when the number of rows in the table is small and the fraction sample does not result in a row. 0 rows are returned for that sample.

Generated By

AMP Sample Step code - stpsamp.

For Whom

End User.

Notes

None

Remedy

In this case, no rows in the table will be returned. Other fraction sample requests (in the same statement) will be honored if the request results in a row.

7470

Message

Invalid account for utility logon user.

Explanation

The account name was present in the utility Prepare message but the account name does not belong to the logon user name specified in the utility Prepare message.

Generated By

Replication Utility

For Whom

RSG (Replication Service Gateway)

Notes

None

Remedy

Resubmit utility request with a valid account name for the logon user or don't specify account name in the utility Prepare message (i.e. leave it blank). If account name was not provided, the default account name for the login user will be used.

7471

Message

Restart replication copy on %DBID.%TVMID not allowed: DBS had been reconfigured.

Explanation

The DBC had been reconfigured before the replication Copy of the table was completed.

Generated By

Replication Utility

For Whom

RSG (Replication Service Gateway)

Notes

Partial data was copied to this table and the DBC was reconfigured. The data in the DBC was invalidated because Reconfig did not redistribute the copied data using the new system configuration.

Remedy

Abort the current copy utility and start a new replication copy utility to copy to this table.

7472

Message

Restart replication copy on %DBID.%TVMID not allowed: target table has been rebuilt.

Explanation

While the table is being replication copied, a disk error occurred causing the table to be rebuilt.

Generated By

Replication Utility

For Whom

RSG (Replication Service Gateway)

Notes

Some data is lost, and cannot be recovered.

Remedy

Abort the current copy utility and start a new replication copy utility to copy to this table.

7473

Message

Requested sample is larger than table rows. All rows returned

Explanation

This is a warning message. It occurs when the total number of rows requested in the sample is larger than the total number of rows in the table.

Generated By

AMP Sample Step code - stpsamp.

For Whom

End User.

Notes

None

Remedy

In this case, all the rows in the table will be returned. Each sample request will be honored until the total number of table rows has been reached. After that, no rows will be returned for the sample.

7474

Message

VProc cannot be started. The node may need a reboot.

Explanation

This error occurs when a VProc cannot be started due to an invalid DBS state during StartUp.

Generated By

AMP Startup modules.

For Whom

Operator.

Notes

For a VProc to start, the appropriate DBS state is either SysStartup, SysLogoff or SysLogon state.

Remedy

Restart the DBS after booting the node.

7475

Message

AMP Down: Table copy operation against nonfallback %DBID.%TVMID cannot be done.

Explanation

This error occurs when an attempt to perform a table copy operation against a nonfallback table with down AMP.

Generated By

AMP

For Whom

End user

Notes

None

Remedy

Bring the down AMP up before resubmitting table copy operation.

7476

Message

Replication utility not allowed on unhashed table %DBID.%TVMID.

Explanation

Replication utility operation is not allowed on a unhashed table.

Generated By

Replication Utility

For Whom

Replication Services Gateway

Notes

None

Remedy

None.

7478

Message

Table %DBID.%TVMID is not a user table.

Explanation

The object of a replication utility must be an user table. This error indicates that the object is a dictionary table, permanent journal or a spool/ materialized temporary/volatile table or a join index table.

Generated By

Replication Utility

For Whom

RSG (Replication Service Gateway)

Notes

None

Remedy

None.

7479

Message

Table %DBID.%TVMID is not a replicated table.

Explanation

The object of a replication utility must be a replicated table. This error is detected when the RSErrorTblId in the table header is AMPNullUnique. That is, an Add Table operation hasn't been performed on this table.

Generated By

Replication Utility

For Whom

RSG (Replication Service Gateway)

Notes

None

Remedy

Perform an replication add table operation on this table before resubmitting the request.

7480

Message

Error table does not exist for table %DBID.%TVMID.

Explanation

The error table for the copy destination table does not exist when Replication utility tried to access the table using the RSErrorTblId from the copy destination table header.

Generated By

Replication Utility

For Whom

RSG (Replication Service Gateway)

Notes

None

Remedy

None.

7481

Message

Operation with same utility Id and table Id already running.

Explanation

Teradata DBS uses both utility Id and table Id to uniquely identify an utility operation. This error informs RS that there is already one utility operation running on behalf of the same utility Id and table Id.

Generated By

AMP

For Whom

RSG

Notes

None

Remedy

None.

7482

Message

Cannot obtain lock on %DBID.%TVMID for error/difference row insert.

Explanation

This error is returned when inserting a row into error difference table failed because a lock could not be obtained. This could due to a deadlock, lock busy or lock table is full.

Generated By

Replication Utility

For Whom

RSG (Replication Service Gateway)

Notes

None

Remedy

None.

7483

Message

Warning: RI checks bypassed for Referential Constraints.

Explanation

This warning message is displayed for Referential constraints (soft RI/Batch RI). All remaining checks for this Referential Constraint are bypassed.

Generated By

CheckTable.

For Whom

Site support representative.

Notes

This warning message is seen when CheckTable utility is run on a table containing Referential Constraints(soft RI/Batch RI).

Remedy

Contact your Support Representative.

7484

Message

Division by Zero occurred while calculating the given OLAP function(s).

Explanation

This error is returned when Division by Zero occurs while calculating OLAP statistical functions like Mlinreg. For Mlinreg function this error indicates that the Window width is less than or equal to the number of Non Unique Sort keys. i.e., No. of rows with same sort key \geq Window Width mentioned.

Generated By

STPSTATFN

For Whom

USER

Notes

None

Remedy

For Mlinreg function check the table given for calculating the function. Try changing the Window width and also check the table so that no. of non unique sort keys are not greater than or equal to Window width value.

7485

Message

The table is marked as being Fast/Multi loaded.

Explanation

This error will be displayed if the table is detected as being Fast/Multi loaded during AMP level restore. In this situation, restore will skip the table and will continue on to the next table instead of aborting the whole job.

Generated By

HutRdb

For Whom

End User

Notes

None

Remedy

Finish Loading and restore the Table OR do All AMP restore.

7486

Message

The table is marked as being restructured.

Explanation

This error will be displayed if the table is detected as restructured during AMP level restore. In this situation, restore will skip the table and will continue on to the next table instead of aborting the whole job.

Generated By

HutRdb

For Whom

End User

Notes

None

Remedy

Do all AMP restore on the table.

7487

Message

AMP step failure: Please do not resubmit the last request.

Explanation

The transaction was aborted due to an unexpected error while processing an AMP step. The failing step and the specific error event are described in the variable text extension displayed in the one or two lines immediately following the fixed error message text.

Generated By

AMP step handlers.

For Whom

End User. Site support representative.

Notes

The %VSTR variable string only will print at stream log, takes a variety of forms depending on the failing step, the tables accessed by the step, and whether the error occurred on a table access operation. The general syntax of the message is as follows: Amp <amp-id> error <error-id> <curr-table> \ in <step-id>: <step-text> where: <amp-id> := <amp-n> | <amp-n> on <node-n> <error-id> := <err-n> | <err-n>(<err-detail>) <curr-table> := <null> | on <table> |, at <table> <step-id> := stmt <stmt-n> step | step (<step-n>) | step (<step-n>.<substep-n>) <step-text> := <step-name> | <step-verb> <step-table> | <step-name> using <table> | Receive Hashed rows from <step-name> | Receive Duplicated rows from <step-name> <amp-n> =

"%d" : failing Amp vproc <node-n> = "%d-%d" : node where <amp-n> is located <err-n> = "%d" : failing error code <err-detail> = "%s" : short failure detail text <stmt-n> = "%d" : failing statement number <step-n> = "%d" : failing step number in request EXPLAIN <substep-n> = "%d" : failing parallel substep in EXPLAIN The transaction abort will be accompanied by a snapshot dump of the failing Amp task whenever the snapshot dump capability is available on the system and enabled for general usage. If the user disables snapshot dumps for specific failure cases, however, or if the amp logic disables snapshots temporarily because too many have been done recently, then the amp will handle the failure with a full system restart rather than a transaction abort. When used as the event code key in the software event log or the related streams log display, the ERRAMPFAILABORT code is always coupled with another error code for the amp failure that caused the associated snapshot dump and abort event. An event will also be logged under that associated error code, with additional information in some cases logged as separate events using ERRAMPFAILINFO or ERRAMPFAILTEXT.

Remedy

END USER: First, obey the admonition in the error message and do not resubmit the query containing the failing request until the underlying problem in the AMP software has been analyzed. Although retries of the failing request might contribute to this problem analysis, any such diagnostic tests should be performed only by authorized support personnel. One possible outcome of the analysis is to conclude that the failure occurs rarely, with no harmful side-effects, and that it is therefore safe to retry the query or job manually when it occasionally fails with the same reported symptoms. Note that this sort of workaround should always be done manually, however, and only for the specific problem case for which it has been authorized. The following caveat should therefore be applied: WARNING: Never use error-handling logic in a production application that treats the 7487 error code as retryable. SITE SUPPORT STAFF: If a snapshot dump was taken, make sure it is saved to the crashdumps database for offloading. Have all traceback and associated information from the error log ready and then contact the Global Support Center. As noted above, the Global Support Center might determine that the failing query or job can be manually retried for a specific 7487 failure case as a workaround until a fix for the underlying problem is available. These workaround details should be carefully noted so that manual retries can be strictly limited to the authorized failure cases.

7488

Message

ErrAmpFailInfo

Explanation

Special event code used for logging amp failure information.

Generated By

AMP error event handler.

For Whom

Site support representative.

Notes

This error code is used to mark amp crash information added to the system error log by the v2r4 fault isolation feature. It is used for diagnostics purposes only and, unlike the ERRAMPFAILABORT error above, is never returned as a failure code to an aborted user query. When used as the event code key in the software event log or the related streams log display, the ERRAMPFAILINFO code is always coupled with another error code for the amp failure that caused the associated crash.

Remedy

See the remedy section for the associated crash code.

7489

Message

AMP failure %d details follow:

Explanation

An error handler in the amp has declared a fatal error with the error code given in the header line and further described by the informational text in the lines following the header. The error was then passed to the amp snapshot-abort function to be handled with a snapshot dump and transaction abort, whenever possible, instead of the usual system crash.

Generated By

AMP error event handler.

For Whom

Site support representative.

Notes

This event is intended to be used for logging detailed error information passed to the amp snapshot-abort logic that is too large to be included in the fixed-size structure used for logging the primary abort or crash event.

Remedy

See the remedy section for the associated code.

7492

Message

CheckTable utility aborted in initialization phase due to error %d.

Explanation

This message indicates that the CheckTable utility has some problems during initialization, due to which it cannot proceed further.

Generated By

CheckTable

For Whom

End user or Field Engineer or the concerned site support representative.

Notes

The CheckTable utility performs some initializations before actually processing the commands from the user. This message is displayed when CheckTable faces any problems during this phase. The message identifies the error code of the problem that caused the error.

Remedy

Restart CheckTable Utility and if the problem persists contact support personnel.

7493

Message

CHECK command aborted due to error %d.

Explanation

This message indicates that the CheckTable utility had some problems while processing the command. After the user has submitted the command, if CheckTable had any problems such that further checking cannot continue then the command is aborted.

Generated By

CheckTable

For Whom

End user or Field Engineer or the concerned site support representative.

Notes

This message is reported when the CheckTable utility faces some resource shortage problems or when it is unable to perform some operations. The message identifies the error code of the problem that caused the error.

Remedy

1) Try resubmitting the command and if the problem persists contact the support personnel.
2) If the command was submitted in PARALLEL mode, then try resubmitting the command in SERIAL mode, as the PARALLEL mode is resource intensive. If the problem persists, contact the support personnel.

7494

Message

"%S"."%S" was aborted due to error %d.

Explanation

This message indicates that while checking a table, the CheckTable utility had problems due to which the table checking is aborted.

Generated By

CheckTable

For Whom

End user or Field Engineer or the concerned site support representative.

Notes

If the CheckTable utility has problems in checking a table, then the table check is aborted. The message identifies the error code of the problem that caused the error along with the database name and the table name.

Remedy

Check the aborted table(s) and if the problem persists contact support personnel.

7495

Message

"%S"."%S" was skipped due to error %d. Run SCANDISK.

Explanation

This message indicates that the CheckTable utility could not check the table due to data corruption.

Generated By

CheckTable

For Whom

End user or Field Engineer or the concerned site support representative.

Notes

While checking a table, if the CheckTable utility faces some data corruption problems, then the table check is skipped. The message identifies the error code of the problem that caused the error along with the database name and the table name.

Remedy

Run SCANDISK after CheckTable utility has completed checking the remaining tables.

7496

Message

CheckTable utility aborted while checking table %04XH %04XH due to unexpected error %d.

Explanation

This message indicates that the CheckTable utility is aborted due to unexpected problems.

Generated By

CheckTable

For Whom

End user or Field Engineer or the concerned site support representative.

Notes

When the CheckTable utility faces some unexpected event, like SEGV, Floating Point Exception, or some illegal operation, then the utility is aborted. The message identifies the error code of the problem which caused the error along with the table that was being processed at the time.

Remedy

Restart CheckTable Utility and if the problem persists contact support personnel.

7497

Message

The primary index values in the UPSERT statement hash the same, but are mismatched.

Explanation

The user specified different primary index values for the UPDATE and the INSERT parts of an UPSERT statement. The values used have the same rowhash, but are not the same. The same primary index values must be used in both parts of an UPSERT statement.

Generated By

StpUpd

For Whom

End User

Notes

None

Remedy

Correct the UPSERT statement and resubmit.

7498

Message

The primary index values in the UPSERT statement match but other fields do not.

Explanation

The user specified non matching values for fields other than the primary index of an UPSERT statement. The values used must be the same for both the UPDATE and INSERT parts of an UPSERT statement.

Generated By

StpUpd

For Whom

End User

Notes

None

Remedy

Correct the UPSERT statement and resubmit.

7500

Message

Right truncation of string data for UDF/XSP/UDM %DBID.%TVMID.

Explanation

A UDF/XSP/UDM running in an ANSI mode session cannot pass a string to the function that would result in the truncation of significant characters. The specified length of the parameter on the create determines the maximum length string the function will accept.

Generated By

EVL modules.

For Whom

End user or UDF/XSP/UDM developer.

Notes

None

Remedy

Either redesign the UDF/XSP/UDM to accept longer strings or make sure the input string length does not exceed the maximum string length defined by the UDF/XSP/UDM.

7502

Message

A system trap was caused by UDF/XSP/UDM %DBID.%TVMID for %VSTR

Explanation

The UDF/XSP/UDM caused a system trap for the reason indicated.

Generated By

AMP subsystem.

For Whom

UDF/XSP/UDM Developer.

Notes

The error string will contain the system trap information plus trace back information where possible.

Remedy

The developer of the UDF/XSP/UDM has to look at the UDF/XSP/UDM and fix the bugs.

7503

Message

The UDF server failed to execute UDF/XSP/UDM %DBID.%TVMID

Explanation

The specified UDF/XSP/UDM caused the server task that is used to execute a UDF/XSP/UDM in protected mode to fail. The error was severe enough to prevent the UDF server from reporting any proper error information

Generated By

AMP subsystem.

For Whom

UDF/XSP/UDM developer.

Notes

None

Remedy

The developer of the UDF/XSP/UDM has to look at the function and fix the bugs. Try bypassing some suspect code. Try trace output.

7504

Message

in UDF/XSP/UDM %DBID.%TVMID: SQLSTATE %VSTR

Explanation

This is a UDF/XSP/UDM generated error. The meaning depends on the UDF as defined by the developer.

Generated By

AMP subsystem.

For Whom

UDF/XSP/UDM user.

Notes

The variable string will contain the SQLSTATE code followed by an optional text string supplied by the UDF/XSP/UDM.

Remedy

Look up the documentation for the UDF/XSP/UDM and take the necessary action to use the function in the correct context.

7505

Message

in UDF/XSP/UDM %DBID.%TVMID: SQLSTATE %VSTR

Explanation

This is a UDF/XSP/UDM generated warning. The meaning depends on the UDF/XSP/UDM as defined by the developer. Since this is only a warning the request is not terminated.

Generated By

AMP subsystem.

For Whom

UDF/XSP/UDM user.

Notes

The variable string will contain the SQLSTATE code followed by an optional text string supplied by the UDF/XSP/UDM.

Remedy

Look up the documentation for the UDF/XSP/UDM and take the necessary action to use the function in the correct context.

7506

Message

The library for UDF/XSP/UDM %DBID.%TVMID could not be found

Explanation

All UDFs/XSPs/UDMs are linked in a dynamic linked library or in a package which must exist on all nodes on the database system. The library for this UDF/XSP/UDM could not be found on at least one node.

Generated By

AMP subsystem.

For Whom

DBA.

Notes

None

Remedy

If the UDF/XSP/UDM is in a package make sure the package has not been deleted or propagated to all nodes. If the UDF/XSP/UDM is in a library then it has been deleted on some node. To generate a new library compile the UDF/XSP/UDM via the ALTER FUNCTION/PROCEDURE statement using the COMPILE option. This create a new UDF/XSP/UDM library. If the UDF/XSP/UDM is called or executed in protected mode, make sure on each node the library and all the dependency libraries exist and were given the correct file permission. Check the system log for error 7820 for more specific information.

7507

Message

The UDF/XSP/UDM %DBID.%TVMID could not be found

Explanation

The specified UDF/XSP/UDM was not found in the dynamic linked library or package.

Generated By

AMP subsystem.

For Whom

Operator. DBA. Developer.

Notes

None

Remedy

If the UDF/XSP/UDM is in a package make sure the package is the correct one. Make sure the UDF/XSP/UDM was created with the correct external UDF/XSP/UDM name. If not it will not find it. If the UDF/XSP/UDM was in a generated library make sure the external name of the UDF/XSP/UDM is identical (capitalization included) as the C function name.

7508

Message

Corrupt stack frame for UDF/XSP/UDM %DBID.%TVMID.

Explanation

The system checks the stack frame after UDF/XSP/UDM execution in attempt to catch UDF/XSP/UDM that change data on the stack that is not supposed to change.

Generated By

AMP subsystem.

For Whom

Developer.

Notes

None

Remedy

The remedy is to fix the UDF/XSP/UDM so that it does not modify anything on the stack other than the result. The UDF/XSP/UDM should not be writing to the input arguments.

7509

Message

Result Exceeded maximum length for UDF/XSP/UDM %DBID.%TVMID.

Explanation

The UDF/XSP/UDM attempted to return a result that exceeded the maximum length of the result argument as specified in the create. This means the UDF/XSP/UDM is not running properly and needs to be debugged.

Generated By

AMP subsystem.

For Whom

Developer.

Notes

None

Remedy

The remedy is to fix the UDF/XSP/UDM so that it does not return a result that exceeds the maximum allowed length of the result.

7510

Message

Specified %VSTR does not exist in %DBID.

Explanation

A table was dropped before a statement that references the table was processed.

Generated By

AMP Software.

For Whom

End User.

Notes

None

Remedy

The table that is referenced no longer exists. If it is needed, it must be re-created.

7511

Message

FLT Stack allocation error.

Explanation

This error occurs when allocation of FLT stack fails

Generated By

The EVL machine.

For Whom

Site support representative.

Notes

This is caused by an attempt to reallocate the FLT stack and it fails

Remedy

Try to resubmit the request. If unsuccessful, contact the Global Support Center.

7512

Message

InterPreter Parcel Field allocation error.

Explanation

This error occurs when memory to allocate a parcel field fails

Generated By

The Interpretive Instruction Processor.

For Whom

Site support representative.

Notes

This is caused by an attempt to allocate the memory for the Parcel field in the EVL Interpreter.

Remedy

Try to resubmit the request. If unsuccessful, contact the Global Support Center.

7513

Message

Alignment error in parameters to EVL machine.

Explanation

This error occurs when there is misalignment in parameters that are passed to the EVL machine.

Generated By

The Interpretive Instruction Processor.

For Whom

Site support representative.

Notes

This is caused by misalignment in one of the parameters to the EVL Interpreter, passed by evlbuild or evlcomp.

Remedy

Try to resubmit the request. If unsuccessful, contact the Global Support Center.

7514

Message

Type Mismatch Error %TGMSID

Explanation

This error occurs when there is a mismatch between the actual FLT Types and the expected FLT Types.

Generated By

The EVL machine.

For Whom

Site support representative.

Notes

This error is reported while executing a query in interpreted mode, when there is disparity between the types of the FLT stack elements and those encoded during the EVL tree generation phase.

Remedy

Contact the Global Support Center.

7515

Message

Unable to create new DLL for the UDF/XSP/UDM.

Explanation

The system was not able to create the new DLL for the UDF/XSP/UDM. In general this should not occur. It could be caused by either for a bad path to the UDF/XSP/UDM library directory or the directory has no space available. This is a system disk directory NOT part of the database.

Generated By

AMP subsystem.

For Whom

DBA.

Notes

None

Remedy

The remedy is to make sure the UDF GDO configuration paths are pointing to a valid directory(s). Also make sure the directory has enough space to hold a UDF/XSP/UDM DLL (DLL: Dynamic Linked Library).

7516

Message

Stale object identifier.

Explanation

This error is returned when a reference to a large object value cannot be resolved because the object was deleted or modified after the reference was generated.

Generated By

The large object access routines

For Whom

Customer.

Notes

This error can occur in the following situations: 1. A query referenced a large object under an access lock while another transaction modified the same object. 2. A query returned a non-static locator, which was used in a subsequent query after committing the original transaction, but the object was modified in the interval between the end of the original transaction and the time the locator was dereferenced.

Remedy

In the first situation, resubmit the query that failed. If the error occurs too frequently, consider using a read lock. In the second situation, consider using static locators to preclude occurrences of this error.

7517

Message

Data count does not match the LOB count.

Explanation

This message is displayed when the counts of the rows in each data subtable does not match the count of rows in the corresponding large object subtable.

Generated By

CheckTable

For Whom

Site support representative

Notes

None

Remedy

Contact your Support Representative.

7518

Message

Primary and fallback LOB counts do not match.

Explanation

This message is displayed if the count of rows in the primary LOB subtable on each AMP does not match the sum of the counts of the rows in the corresponding fallback LOB subtables on other AMPs in the same cluster.

Generated By

CheckTable

For Whom

Site support representative

Notes

None

Remedy

Contact your Support Representative.

7519

Message

LOB row out of order.

Explanation

A LOB row is found to be out of order when the LOB subtables are scanned.

Generated By

CheckTable

For Whom

Site support representative

Notes

None

Remedy

Contact your Support Representative.

7520

Message

LOB row has same row id as previous row.

Explanation

Two adjacent rows with the same row id are found when the LOB subtables are scanned.

Generated By

CheckTable

For Whom

Site support representative

Notes

None

Remedy

Contact your Support Representative.

7521

Message

Primary LOB row is on wrong AMP.

Explanation

A LOB row is found to be on the wrong AMP when the LOB subtables are scanned.

Generated By

CheckTable

For Whom

Site support representative

Notes

None

Remedy

Contact your Support Representative.

7522

Message

Fallback LOB row is on wrong AMP.

Explanation

A LOB row is found to be on the wrong AMP when the LOB subtables are scanned.

Generated By

CheckTable

For Whom

Site support representative

Notes

None

Remedy

Contact your Support Representative.

7523

Message

Fallback LOB row is in wrong subtable.

Explanation

A LOB row is found to be in the wrong subtable when the LOB subtables are scanned.

Generated By

CheckTable

For Whom

Site support representative

Notes

None

Remedy

Contact your Support Representative.

7524

Message

Data row contains invalid LOB oid.

Explanation

The base data row is found to have an invalid LOB oid (e.g., invalid sequence number).

Generated By

CheckTable

For Whom

Site support representative

Notes

None

Remedy

Contact your Support Representative.

7525

Message

Fallback LOB row is missing.

Explanation

Missing fallback LOB rows are detected.

Generated By

CheckTable

For Whom

Site support representative

Notes

None

Remedy

Contact your Support Representative.

7526

Message

Primary LOB row is missing.

Explanation

Missing primary LOB rows are detected / extra fallback LOB rows are detected.

Generated By

CheckTable

For Whom

Site support representative

Notes

None

Remedy

Contact your Support Representative.

7527

Message

Base row OID update tag does not match LOB row OID update tag.

Explanation

A row in the data table is found to have stale locators/OIDs.

Generated By

CheckTable

For Whom

Site support representative

Notes

None

Remedy

Contact your Support Representative.

7528

Message

Primary and fallback LOB row checksums do not match.

Explanation

A mismatch is detected when the checksum of the primary copy of a LOB row is compared to its fallback copy.

Generated By

CheckTable.

For Whom

Site support representative.

Notes

None

Remedy

Contact your Support Representative.

7529

Message

Missing a piece of the large object.

Explanation

There is a gap in the large object. E.g., first and third portions of the large object are present but the second portion is missing.

Generated By

CheckTable.

For Whom

Site support representative.

Notes

None

Remedy

Contact your Support Representative.

7530

Message

LOB row references a non-existent data row.

Explanation

The data row is missing. There is no data row corresponding to the LOB row in the LOB subtable.

Generated By

CheckTable.

For Whom

Site support representative.

Notes

None

Remedy

Contact your Support Representative.

7531

Message

Data row references a non-existent LOB row.

Explanation

The LOB row is missing. There is no LOB row corresponding to the OID in the data row.

Generated By

CheckTable.

For Whom

Site support representative.

Notes

None

Remedy

Contact your Support Representative.

7532

Message

Data row references a LOB already referenced by another row.

Explanation

The LOB row is referenced by multiple data rows.

Generated By

CheckTable.

For Whom

Site support representative.

Notes

None

Remedy

Contact your Support Representative.

7533

Message

Numeric overflow: intermediate decimal expression exceeds 38 digits.

Explanation

This error indicates presence of a intermediate decimal expression more than 38 digits wide. Such expressions occur by multiplication or by implicit scaling in decimal computations.

Generated By

The interpretative instruction processor.

For Whom

End User. Site support representative

Notes

None

Remedy

Isolate problematic expression, use smaller types (or casts) if possible and resubmit the request to avoid the overflow. If not possible contact the Global Support Center.

7534

Message

Data row partitioning is incorrect.

Explanation

For CheckTable, a primary (or fallback if an AMP is down) data row has an incorrect internal partition number. The row's partitioning will not be corrected in the remainder of the checking process. For MultiLoad, a partitioning anomaly was detected. Note that this error is logged to the error table during the application phase and is not returned directly to user. For AMP, a partitioning anomaly was detected.

Generated By

CheckTable or MultiLoad or AMP.

For Whom

Site support representative.

Notes

None

Remedy

Contact your Support Representative. The problem may be correctable by using the ALTER TABLE statement with the REVALIDATE PRIMARY INDEX WITH DELETE or INSERT option.

7535

Message

Operation not allowed: %DBID.%TVMID table header has invalid partitioning.

Explanation

A table header is marked as invalid. This can occur due to a restore/copy of the table to another system with different hardware or operating system. This can also occur when partitioning involves character or graphic data comparisons and:

- i. The partitioning was created with MULTINATIONAL collation and the installed MULTINATIONAL collation had changed since the table was created.
- ii. The partitioning was created with CHARSET_COLL collation, and the associated character set defined in DBC.Translation has changed since the table was created, or is no longer installed.
- iii. The partitioning expression involves one or more Unicode character expressions or literals, and the system was backed-down to a previous minor that has a different Unicode character set definition (the later release has code points that are undefined at the previous release).

In this case, the partitioning expressions need to be regenerated and updated in the table headers of the table. %TVMID indicates the table. %DBID indicates the database containing the table.

Generated By

mscblldridcol, AMP subsystem, OPT modules

For Whom

End User.

Notes

None

Remedy

Correct the problem by using the ALTER TABLE statement with the REVALIDATE PRIMARY INDEX option. If revalidation is not an option, INSERT ... SELECT the rows into another table.

7536

Message

PPI Partition deletion list missing.

Explanation

During a FastPath delete, the Complete Deletion List for PPI partitions has not been found. This is an internal error.

Generated By

PPI deletion functions in the amp subsystem

For Whom

End User

Notes

None

Remedy

Report the problem to Technical Support or Field Services.

7537

Message

%DBID.%TVMID has a type of partitioning not supported in the current release.

Explanation

This code is used internally to indicate to ARCMAN that a table being restored or copied must be skipped. The specified table on an archive was defined in a later release with a form of

partitioning not supported in the current release to which the archive is being restored or copied.

Generated By

Restore and copy.

For Whom

ARCMAN.

Notes

Internal use only.

Remedy

None.

7544

Message

Cannot logon utility session.

Explanation

The error is reported in the following cases : 1. The configuration has more PEs than AMPs. And an utility session is already logged on the same AMP. 2. Or, some internal sanity checks have failed, resulting in failure to logon the utility session.

Generated By

UtaDvTsk.

For Whom

End User. Site support representative.

Notes

None

Remedy

If the configuration has more PEs than AMPs, change the configuration to have more AMPs than PEs. In case 2, contact the Global Support Center.

7545

Message

Numbering for Identity Column %TVMID.%FLDID is over its limit.

Explanation

A system-generated number for an identity column has exceeded its limit set by the column's MAXVALUE/ MINVALUE parameter or, if not specified, by the default limit of the identity column's data type.

Generated By

EXP module.

For Whom

End User.

Notes

None

Remedy

If the data type of the identity column is smaller than DECIMAL(18,0) or NUMERIC(18,0) create a new table with a larger data type for the identity column.

7546

Message

Unable to discard UDT memory segments for this process.

Explanation

The system was not able to discard the memory segments from the UDT Scratch Memory Pool. A call to segdiscard() failed.

Generated By

UDT subsystem, after execution of EVL interpretive machine.

For Whom

DBA.

Notes

None

Remedy

Re-create the segment in error.

7547**Message**

Target row updated by multiple source rows.

Explanation

In present system we do not support to update the target row with multiple source rows. Before implementing Merge Update the join updates were processed in two steps, Merge Delete and Merge Insert. Since, we used to delete all the rows, we end up generating the duplicate rows to insert. In that scenario, we return a different error. This type of Merge Updates (Join Updates) are not allowed. For tables T1(a1,b1,c1), T2(a2,b2,c2), consider the update update t1 from t2 set c1=c2 where a1=b2 and b2 < 10; If there are more than one row satisfying this condition, we are not sure which row needs to be used for this update. In this scenario, we return this error message. Note that with the introduction of the UDT indexing feature we also return this error when an update operation is performed on a table with a hash index if: a) the hash index is defined in one or more columns and one of the column is a structured udt column. b) the ordering function defined for the structured udt column returns null.

Generated By

AMP subsystem

For Whom

User

Notes

None

Remedy

See that source rows are unique before updating. If the update operation is performed on a table with a hash index and the hash index includes a structured udt column, verify that the ordering function does not return null.

7548**Message**

%VSTR

Explanation

An error was generated during processing of UDT data. Exact UDT error code and corresponding message are given within VSTR.

Generated By

UDT subsystem.

For Whom

UDT Developer, End User.

Notes

None

Remedy

Take appropriate action based on the value of VSTR.

7550

Message

Hash join operation is aborted due to non availability of segments.

Explanation

This error is reported when concurrent hash join operations are executed in parallel. As per design hash join consumes few hundred segments, but when a number of hash joins are executed at the same time results in consumption of all 64K segments(SEGSDB) allocated for a Vproc.

Generated By

AMP Software(STPHJIN).

For Whom

End User, Site support representative.

Notes

None

Remedy

If the site encounters this too often, disable hash join flag in dbscontrol gdo.

7551

Message

An EVL LOB instruction has a bad parameter (%VSTR).

Explanation

One of the EVL LOB instructions was passed a bad parameter or an illegal combination of parameters.

Generated By

The Interpretive Instruction Processor.

For Whom

Site support representative.

Notes

The EVL interpreter detected a bad parameter or an illegal combination of parameters in a LOB instruction.

Remedy

Try to resubmit the request. If unsuccessful, contact the Global Support Center.

7552

Message

Unable to create UDT Instance %VSTR - Check message log for possible 7820 errors in library synchronization.

Explanation

An error was generated while trying to create a UDT instance from UDT Type Identifier.

Generated By

UDT Instance sub-system.

For Whom

Syntaxer/Resolver/Optimizer/GNC-EVL and Amp sub-systems.

Notes

None

Remedy

The UDT developer should make sure the Constructor Function is returning a valid Instance pointer.

7553

Message

Unable to obtain a External Routine Address for a UDF/UDM.

Explanation

An error was generated while trying to obtain a External Routine entry point address.

Generated By

DLL Management sub-system.

For Whom

UDT Instance and EVL sub-systems.

Notes

None

Remedy

The UDT developer should make sure the External Name of the routine is exported from the user DLL library.

7554

Message

Invalid %VSTR argument to LOB access function in UDF/XSP/UDM %DBID.%TVMID.

Explanation

The UDF/XSP/UDM passed an invalid argument to a LOB access function.

Generated By

UDF/XSP/UDM LOB access functions.

For Whom

UDF/XSP/UDM developer.

Notes

None

Remedy

Correct the error in the UDF/XSP/UDM code.

7555

Message

Context cannot be allocated in UDF/XSP/UDM %DBID.%TVMID.

Explanation

The UDF/XSP/UDM attempted to open a large object for reading, but the maximum number of read contexts were already open.

Generated By

FNC_LobOpen

For Whom

UDF/XSP/UDM developer

Notes

None

Remedy

The UDF/XSP/UDM must close (by calling FNC_LobClose) at least one outstanding large object read context before opening another one.

7556

Message

Illegal LOB access function call in UDF/XSP/UDM %DBID.%TVMID.

Explanation

The UDF/XSP/UDM attempted to call a large object access function, but the UDF/XSP/UDM does not have either a large object parameter or a large object return value.

Generated By

UDF/XSP/UDM LOB access functions

For Whom

UDF/XSP/UDM developer

Notes

None

Remedy

Modify the UDF/XSP/UDM. In order to use any of the LOB access functions, it must be defined to have at least one large object type argument or return value.

7557

Message

Maximum number of locators exceeded in UDF/XSP/UDM %DBID.%TVMID.

Explanation

The UDF/XSP/UDM has exceeded the maximum number of locators that may allocated by the FNC_LobRef2Loc function. This may be caused by a logic error in the UDF resulting in the execution of an unbounded loop.

Generated By

FNC_LobRef2Loc

For Whom

UDF/XSP/UDM developer

Notes

The maximum number of locators that may be allocated in one UDF/XSP/UDM execution is 2000.

Remedy

Modify the UDF/XSP/UDM.

7558

Message

Result indicator value not valid for UDF/XSP/UDM %DBID.%TVMID.

Explanation

The result indicator value must be set to -1 to indicate a NULL return result or to 0 to indicate that a valid result is present. Upon return from the UDF/XSP/UDM some other value was found.

Generated By

AMP subsystem.

For Whom

Developer

Notes

None

Remedy

The remedy is to debug the UDF/XSP/UDM and set the correct result indicator value.

7559

Message

Memory (via malloc call) not freed before exiting UDF/XSP/UDM %DBID.%TVMID.

Explanation

The UDF/XSP/UDM executes some C "malloc" calls and did not have the appropriate "free" calls to release all of the allocated memory before exiting the UDF/XSP/UDM. The database system does not allow this because this will cause memory leaks which would require an eventual restart of the database.

Generated By

AMP subsystem.

For Whom

Developer

Notes

None

Remedy

The remedy is to debug the UDF/XSP/UDM and make sure all allocated memory is freed before exiting the UDF/XSP/UDM.

7560

Message

Illegal call to FNC_LobAppend in UDF/XSP/UDM %DBID.%TVMID.

Explanation

Either the UDF/XSP/UDM does not have a large object return value, or it is an aggregate function that is not executing the final phase. In either case, the UDF/XSP/UDM is not allowed to call FNC_LobAppend.

Generated By

FNC_LobAppend

For Whom

UDF/XSP/UDM developer

Notes

None

Remedy

Modify the UDF/XSP/UDM.

7561

Message

Internal error from fast scan data dictionary ctbsctidf.

Explanation

This error is flagged if Checktable encountered an error during fast scan data dictionary (ctbsctidf).

Generated By

CheckTable.

For Whom

Internal.

Notes

This is an internal error to inform Checktable to rescan data dictionary using normal scan flow for errors reporting.

Remedy

None needed.

7562**Message**

Invalid operation on table %FSTR.

Explanation

This error message is reported when the user attempts to perform an update operation on a table which has been invalidated. This error can also be reported if a single table retrieve is being executed without specifying the READ OVERRIDE locking modifier.

Generated By

SUT modules.

For Whom

End User.

Notes

None

Remedy

Validate the table on which update operation has to be performed by executing a DELETE ALL operation on it or by dropping and creating it again. In case a single table retrieve operation is being performed, then specify the READ OVERRIDE locking modifier. The table can also be used after restoring it from backup.

7563**Message**

Source row is deleted while update is in progress.

Explanation

This error is reported when the source row is deleted during a merge update process. This is a very special case, where source rows are accessed with access locks. In this case, it may be possible that some other transaction might delete the source row when it was matched against multiple rows. In merge update processing, we need to look forward to see whether any more source rows qualify the same target row. In this case we may scan different data

blocks and come back. In case of RowHashmatch merge mode, if we read directly from base table, we may face a situation where source row may be deleted in the middle of the update.

Generated By

AMP Software(STPMRU).

For Whom

End User.

Notes

None

Remedy

Reschedule the update.

7564

Message

System supported maximum hash is reached.

Explanation

This error is reported when generated hash, for the next journal table row to be stored, crossed the system allowed maximum.

Generated By

AMP Journal subsystem (ATCROWID).

For Whom

Site support representative.

Notes

None

Remedy

Drop the journal table and recreate it.

7565

Message

One or more rows found for table not in DBC.TVM. Deleted.

Explanation

If any rows are found on any AMP for tables which are not recorded in TVM. They are deleted by the system.

Generated By

CheckTable

For Whom

End User.

Notes

None

Remedy

None. This error deletes the bad tables in the system. The bad tables have the name, DBC.CTBROWIDSPoolTable.

7566

Message

The protected mode user is not defined; cannot execute UDF/XSP/UDM.

Explanation

In order to execute a UDF/XSP/UDM in protected mode on the system requires that the default user 'tdatuser' be created on all nodes of the system.

Generated By

AMP Software (AWTMain)

For Whom

Site support representative Note: The Database installation procedure is supposed to create the user 'tdatuser' group 'tdatudf' on all nodes on the Teradata system. The user is used to execute protected mode UDFs/XSPs/UDMs.

Notes

None

Remedy

N/A

7567

Message

The Query Capture Database has reached its upper limit.

Explanation

While using query capture feature, the system is unable to obtain the required number of 'keys' for saving the captured information in the query capture database tables. The SQLs that may hit these errors are : 1) INSERT EXPLAIN 2) COLLECT DEMOGRAPHICS 3) COLLECT STATISTICS FOR SAMPLE 4) INITIATE INDEX ANALYSIS An equivalent error in case of DUMP EXPLAIN is the numeric overflow error ERRAMPEOVERFLOFS (2617) that may occur when resubmitting the output of DUMP EXPLAIN. This indicates that the DUMP EXPLAIN output also cannot be executed successfully in the QCD, as the upper limit is reached.

Generated By

EXP

For Whom

End User.

Notes

None

Remedy

If the error is due to INSERT EXPLAIN, DUMP EXPLAIN the plan and save in the QCD. If the problem persists, the QCD has reached its upper limit. You should use another QCD for the capture.

7569

Message

The protected mode processes are not running; cannot execute UDF/XSP/UDM.

Explanation

In order to execute a UDF/XSP/UDM in protected mode on the system requires the 'udfrvtsk' process to be running. For some reason the 'udfsrvtsk' has not been established. Examine the system log for error 7820 for a possible explanation. Some possible reasons are: 1: Directory paths to /tpasw/bin/udfsrvtsk does not have the correct directory protection. This is not an issue with a standard system unless the protections were changed manually. Follow the symbolic links starting at /tpasw. The directory paths must have read and execute for

group and other. 2: The configuration file specified a count of zero for the number of 'udfsrvtsk's to set up. This is not usually the issue since the count is fixed a two in the UDFGdo.

Generated By

AMP Software (AWTMain)

For Whom

Site support representative

Notes

None

Remedy

N/A

7570

Message

Unable to execute UDT Transform UDF/UDM.

Explanation

An error was generated while trying to execute an adhoc UDT Transform (ToSQL or FromSQL) in the step environment outside of EVL.

Generated By

UDT sub-system.

For Whom

Developer.

Notes

None

Remedy

The UDT developer should correct the error causing execution of the transform UDF or UDM to fail.

7571

Message

Unable to execute UDT Ordering UDF/UDM.

Explanation

An error was generated while trying to execute an adhoc UDT Ordering UDF/UDM for comparison of two UDTs in the step environment outside of EVL.

Generated By

UDT sub-system.

For Whom

Developer.

Notes

None

Remedy

The UDT developer should correct the error causing execution of the ordering UDF or UDM to fail.

7572

Message

Some object use counts were not updated because the corresponding Data Dictionary locks could not be obtained on DBC.ObjectUsage.

Explanation

This error occurs when object use counts are being written to the data dictionary, but one or more row-level locks could not be obtained. In this case, the counts are not committed to disk and should be considered lost.

Generated By

AMP Software (AWTMain)

For Whom

Site support representative Note: Locks may not be obtained if they are already held by another user. Other reasons for failure to acquire locks include AMP lock table overflow and deadlock conditions.

Notes

None

Remedy

N/A

7576

Message

Numeric overflow in UDF/XSP/UDM involving result argument for %TVMID.%FLDID.

Explanation

This error indicates that the UDF/XSP/UDM has produced a result that is out of range for the given returned data type. All FLOAT, DECIMAL, DATE (TIMESTAMP etc.) and INTERVAL types will get this error if they produce a value that is not within the valid range of the type it is returning. For example a DECIMAL(2,1) can only return values between -99.9 and 99.9. Anything outside of that range will produce this error. In a like manner DATE and TIMESTAMP types must produce a valid timestamp. For example the month must be in the range of 1-12. The day of the month must be in the valid range for the given month and so on. For INTERVAL types the value must conform to the precision of the defined INTERVAL. For example INTERVAL YEAR(2) can only return an interval between -99 and 99 years.

Generated By

The interpretative instruction processor.

For Whom

End User.

Notes

None

Remedy

Resubmit the request after either fixing the UDF/XSP/UDM code or changing the returned data type to accommodate the result.

7577

Message

Illegal UDT access function call in UDM/UDF %DBID.%TVMID.

Explanation

The UDM/UDF attempted to call a UDT access function, but the UDM/UDF does not have either a UDT parameter or a UDT return value.

Generated By

UDM/UDF UDT access functions

For Whom

UDF/UDM developer

Notes

None

Remedy

Modify the UDM/UDF. In order to use any of the UDT access functions, it must be defined to have at least one UDT type argument or return value.

7578

Message

Amp Down during FastPath Delete.

Explanation

During a FastPath delete, one or more amps are found to be down. The delete cannot proceed.

Generated By

FastPath delete functions in the amp subsystem

For Whom

End User

Notes

None

Remedy

Cancel query and bring up any down amps. If problem continues, report the problem to Technical Support or Field Services.

7579

Message

%VSTR. Bad UDT access function arg in UDF/XSP/UDM %DBID.%TVMID.

Explanation

The UDM/UDF/XSP passed an invalid argument to a UDT access function.

Generated By

UDM/UDF/XSP UDT access functions.

For Whom

UDM/UDF/XSP developer.

Notes

None

Remedy

Correct the error in the UDM/UDF/XSP code.

7580

Message

LOBs/Large UDTs cannot be used in a Transform Method in this context.

Explanation

LOB parameters are not supported to an adhoc UDT Transform (ToSQL or FromSQL) outside of EVL, i.e. in the bldAndExec environment. LOB context structures are not available.

Generated By

UDT sub-system.

For Whom

UDM/UDF Developer.

Notes

None

Remedy

The developer should correct the transform code to not use LOB arguments.

7581

Message

LOBs/Large UDTs cannot be used in an Ordering Method in this context.

Explanation

LOB parameters are not supported to an adhoc UDT Ordering routine outside of EVL, i.e. in the bldAndExec environment. LOB context structures are not available.

Generated By

UDT sub-system.

For Whom

UDM/UDF Developer.

Notes

None

Remedy

The developer should correct the ordering code to not use LOB arguments.

7582

Message

NULL input argument for UDM %DBID.%TVMID.

Explanation

A UDM with the TD_GENERAL parameter passing style cannot pass NULL input arguments to the function.

Generated By

EVL modules.

For Whom

End user or UDM developer.

Notes

None

Remedy

Either redesign the UDM to accept NULL input arguments or make sure the UDM is not passed any NULL arguments.

7583

Message

The secure mode processes had a set up error.

Explanation

In an attempt to execute a UDF or XSP (External Stored Procedure) the system ran into a possible resource problem. Check the system log for error 7820 for more specific information. This could be as a result of not allocating enough resources in the operating system, such as semaphore/event handlers. Not enough system disk space for shared memory requirements, or access violations to needed directories. In some cases the concurrent limits for secure server tasks might be set too high and the site will have to reduce the values or add additional resources to the system, such as system disk. In other cases it might require the resource limits to be increased to a higher value if not already at the maximum.

Generated By

AMP Software (AWTMain)

For Whom

Site support representative

Notes

None

Remedy

N/A

7584

Message

The secure mode processes are not running; cannot execute UDF.

Explanation

In order to execute a User Defined Function in secure mode on the system requires the UDF secure process to be running. For some reason it has not been established. Examine the system log for error 7820 for possible explanation. Some possible reasons are: 1: Directory paths to /tpasw/bin/udf/udfsecsrvtsk does not have the correct directory protection. This is not an issue with a standard system unless the protections were changed manually. Follow the symbolic links starting at /tpasw. The directory paths must have read and execute for group and other. 2: The configuration file specified a count of zero for the number of 'udfsecsrvtsk's to set up. 3: The shared memory files cannot be accessed for some reason. Invalid access

rights. If this does happen it can usually be remedied by deleting the udfsrv directory (see the documentation for location on various platforms.)

Generated By

AMP Software (AWTMain)

For Whom

Site support representative

Notes

None

Remedy

N/A

7585

Message

The authorization is not valid for secure UDF/XSP %DBID.%TVMID.

Explanation

The authorization for UDF or XSP using "EXTERNAL SECURITY" clause is no longer valid.

Generated By

UDF subsystem

For Whom

DBA, UDF/XSP Developer, End User

Notes

None

Remedy

Replace the authorization with a valid authorization. If the password has changed then provide the new password. If the user no longer exists then provide the new user and password information. Note: A log entry is generated for this event to indicate the user ID, session number plus the authorization ID that failed and the UDF/XSP ID it failed for.

7586

Message

A system limit was reached. Could not execute UDF/XSP %DBID.%TVMID.

Explanation

When attempting to put the protected or secure UDF/XSP into execution the database ran into a system OS limit.

Generated By

UDF subsystem

For Whom

DBA, System Administrator.

Notes

None

Remedy

There will be a logged event 7820 associated with this error. Look at the logged event to determine the type of error and adjust the OS resources as needed.

7587

Message

Compressed Spool File verification error.

Explanation

If the diagnostic AUTOCOMPRESS is on, then an extra check is performed in the CopyCmprOp EVL instruction to verify that the compressed data for the source row is the same as the compressed data for the destination row. This is done by reading the actual compressed data in the source and destination table headers and verifying that they are the same.

Generated By

EVL.

For Whom

End User.

Notes

None

Remedy

Contact your Support Representative.

7589

Message

Unable to allocate aggregate cache.

Explanation

This error is reported when the aggregate cache memory cannot be created during an aggregate operation. This is reported for 64-bit DBS platforms only.

Generated By

AMP.

For Whom

Site Support Representative.

Notes

None

Remedy

Contact the site support representative. If the error occurs, the site support representative may decrease the value of the DBS Control internal field AggrCacheSize

7590

Message

Compress value check error.

Explanation

This error is displayed if AMP finds a mismatch in comparing its table header's compress value against the corresponding dbc.tvfield's compressvalue.

Generated By

CheckTable.

For Whom

Site support representative.

Notes

None

Remedy

Contact your Support Representative.

7592

Message

Space accounting cache is full of non-purgeable entries.

Explanation

When space for a user/database is being modified in the DBC.DataBaseSpace table the corresponding cache entry in the space accounting cache is set to non-purgeable state. If the number of such non-purgeable entries at any time is equal to the maximum number of entries cache can hold then no new entry can be read into the cache as there will be no room in the cache until those entries are reset to purgeable state. This means space cannot be accounted for the new user/database.

Generated By

AMP.

For Whom

End User.

Notes

None

Remedy

Resubmit your transaction.

7593

Message

Error limit of %VSTR is reached; errors logged in %TVMID where ETC_dbql_qid = %FSTR.

Explanation

The LOGGING error limit specified by user, or the default limit if user did not specify a limit, is reached. Rows already logged in the error table will not be rolled back. Only the request (ANSI mode) or transaction (Teradata mode) will be aborted and rolled back. To retrieve the

error rows logged for this request, query the error table with the following search condition displayed at the end of the error message: where ETC_dbql_qid = <Query Id>

Generated By

S2S, STP modules.

For Whom

End User.

Notes

None

Remedy

Re-submit the request with either no error limit or a higher error limit, or re-submit the same request after correcting some error conditions.

7594

Message

Errors logged in %TVMID where ETC_dbql_qid = %FSTR.

Explanation

One or more errors were detected and logged in the error table for an INSERT-SELECT or MERGE-INTO statement that specified the LOGGING ERRORS option. To retrieve the error rows logged for this request, query the error table with the following search condition displayed at the end of the error message: where ETC_dbql_qid = <Query Id>

Generated By

STP modules.

For Whom

End User.

Notes

None

Remedy

Analyse the logged errors and, if necessary, correct the source rows that caused the errors and re-load the corrected rows.

7595

Message

Operation not allowed: an online archive logging is currently active on %VSTR.

Explanation

It is not permitted to execute certain operations when a table already has an online archive active log or newly created table can't have logging turned on until the logging for the database is turned off. The following cases are not allowed: It is not allowed to execute LOGGING ONLINE ARCHIVE ON statement on a log-activated table again. It is not allowed to activate the logging on new tables that were created after logging was activated on the database. It is not allowed to create or drop indexes on log-activated table. It is not allowed to delete journal tables. It is not allowed to modify table header or modify the version number in the table header. It is not allowed to merge delete tables.

Generated By

AMP.

For Whom

End User.

Notes

None

Remedy

Turn off the online archive logging on the table or on the database.

7596

Message

Operation not allowed: %DBID.%TVMID is being archived.

Explanation

This error occurs when the user issues the LOGGING ONLINE ARCHIVE OFF or drop table statement during the archive.

Generated By

AMP.

For Whom

End User.

Notes

None

Remedy

Do not issue the LOGGING ONLINE ARCHIVE OFF or drop table statement until the archive job completes or aborts.

7597

Message

Operation not allowed: GROUP LOCK/ GROUP READ LOCK is not allowed on logging activated tables.

Explanation

This error occurs when the user uses the option GROUP READ LOCK or GROUP LOCK on logging activated tables.

Generated By

AMP.

For Whom

End User.

Notes

None

Remedy

Do not use GROUP READ LOCK or GROUP LOCK option on logging activated tables.

7598

Message

Operation aborted due to maximum number of online archive active logs.

Explanation

This error occurs when the system reaches maximum limit on the number of tables on which logging is active. The maximum limit is 10,000.

Generated By

AMP.

For Whom

End User.

Notes

None

Remedy

Balance online archive jobs. Turn off online archive logging for tables or wait for completion of the archive job(s).

7599

Message

Operation aborted due to maximum number of deleted rows active logs.

Explanation

This error occurs when the system reaches maximum limit on the number of tables on which logging is active.

Generated By

AMP.

For Whom

End User.

Notes

None

Remedy

Balance incremental restore jobs. Turn off deleted rows logging for tables or wait for completion of the other archive job(s).

7600

Message

Internal error in RTS subsystem.

Explanation

This is stored procedure run-time subsystem internal error.

Generated By

RTS Modules.

For Whom

End User and System Support Representative.

Notes

None

Remedy

Re-submit the request. If the problem persists, save a test case and contact your support representative.

7601

Message

Case not found for CASE statement.

Explanation

None of the search conditions of CASE statement is true and there is no ELSE clause specified.

Generated By

RTS Modules.

For Whom

End user.

Notes

None

Remedy

Correct the CASE statement, recreate the stored procedure, and resubmit the request.

7602

Message

Illegal usage of variable/parameter/alias %VSTR.

Explanation

This error is reported in one of the following situations: (a) IN parameter, System Variables or Aliases are passed as arguments for INOUT/OUT parameters of inner stored procedure. (b) OUT parameter is passed as argument for IN/INOUT parameter of inner stored procedure.

Generated By

RTS Modules.

For Whom

End user.

Notes

None

Remedy

Correct the CALL statement, recreate the stored procedure, and resubmit the request.

7603

Message

Unhandled user-defined condition %VSTR.

Explanation

User attempted to raise a condition explicitly through a SIGNAL or RESIGNAL statement and the condition is not handled in the stored procedure. %VSTR contains the condition name.

Generated By

RTS Modules.

For Whom

End user.

Notes

None

Remedy

Add a handler for the condition, recreate the corrected stored procedure and resubmit the CALL stmt.

7604

Message

Invalid data for condition number.

Explanation

The user specified NULL or a value less than one or greater than the number of conditions stored in the diagnostics area, in an GET DIAGNOSTICS statement.

Generated By

RTS modules.

For Whom

End User.

Notes

None

Remedy

Check the value of the condition number in the statement, correct as needed, recreate the corrected stored procedure, and resubmit the request.

7606

Message

Too many cursors are opened in the stored procedure (%FSTR).

Explanation

Trying to open another cursor when the number of cursors already opened in the stored procedure is MAX_CURSORS_ALLOWED.

Generated By

RTS Modules.

For Whom

End User.

Notes

None

Remedy

Close any other opened cursor before submitting the request.

7607

Message

Referenced cursor is not positioned in a row.

Explanation

This exception is reported while trying to update a cursor which (a) is not opened or (b) is not fetched or (c) didn't have any rows to update

Generated By

RTS Modules.

For Whom

End User.

Notes

None

Remedy

Recreate the stored procedure if the cursor is not opened or fetched and resubmit the request or insert data and resubmit the request.

7608

Message

Mismatch between the number of columns returned by the cursor specification and the fetch target list.

Explanation

The number of columns returned by the cursor SELECT statement do not match the number of stored procedure output parameters or local variables specified in the fetch target list.

Generated By

RTS modules.

For Whom

End User.

Notes

None

Remedy

Correct the FETCH statement and then recreate the corrected Stored Procedure, and resubmit the request.

7609

Message

Fetch statement is incompatible with current CURSOR definition.

Explanation

At runtime, the FETCH statement considers the compile-time definition of the tables used in the cursor SELECT statement. The table definitions may change at runtime and may not be compatible in terms of data types or sizes with the definition assumed by the FETCH statement.

Generated By

RTS modules.

For Whom

End User.

Notes

None

Remedy

Recreate the Stored Procedure with current table definition and resubmit the request.

7610

Message

Invalid Cursor state in the stored procedure (%FSTR).

Explanation

Trying to open a cursor which is already open in the stored procedure.

Generated By

RTS Modules.

For Whom

End User.

Notes

None

Remedy

Close the cursor before submitting the request.

7613

Message

Internal error occurred while loading the stored procedure dll/so into memory.

Explanation

This is stored procedure run-time subsystem internal error. This error is reported when LoadLibrary (W2k) or dlopen (MPRAS/SOLARIS) system call fails to open the dll/so. This event is logged in the eventlog with the required RTSInfo structure details.

Generated By

RTS Modules.

For Whom

End User and System Support Representative.

Notes

None

Remedy

Re-submit the request. If the problem persists, save a test case and contact your support representative.

7617

Message

Attempted to read or modify SQL.

Explanation

The SQL procedure either has CONTAINS SQL access, but has attempted to read or modify SQL, or it has called another procedure that has.

Generated By

GNC

For Whom

End User.

Notes

None

Remedy

Replace the procedure with higher SQL access or so that it does not modify or read SQL.

7618

Message

Stored procedure execution request for %DBID.%TVMID has timed out.

Explanation

A time out occurred while waiting for a message in the DBS. This may be due to busy activity in the system.

Generated By

dispatcher

For Whom

End User.

Notes

None

Remedy

Try resubmitting the CALL request.

7624

Message

%FSTR: Invalid message class (%VSTR) encountered.

Explanation

This is stored procedure run-time subsystem internal error. This error is reported when the message contains invalid message class.

Generated By

RTS Modules.

For Whom

End User and System Support Representative.

Notes

None

Remedy

Save the test case and contact your support representative for an analysis of the log/dump.

7625

Message

%FSTR: Invalid message kind (%VSTR) encountered.

Explanation

This is stored procedure run-time subsystem internal error. This error is reported when the message contains invalid message Kind.

Generated By

RTS Modules.

For Whom

End User and System Support Representative.

Notes

None

Remedy

Save the test case and contact your support representative for an analysis of the log/dump.

7627

Message

SELECT-INTO returned more than one row.

Explanation

The SELECT-INTO SQL statement in the stored procedure has returned more than one row as a response. The stored procedure cannot handle more than one row.

Generated By

RTS Modules.

For Whom

End User.

Notes

None

Remedy

Rewrite the query in the stored procedure to ensure that it returns at most one row, recreate the stored procedure, and resubmit the request. In order to use the multiple rows in the stored procedure, use FOR SPL statement.

7628

Message

Invalid statement specified inside a FOR cursor statement.

Explanation

Certain SQL statements are not allowed inside the FOR cursor statement. For instance, transaction control statements and CALL SQL statement.

Generated By

RTS Modules.

For Whom

End User.

Notes

None

Remedy

Remove the statement from the FOR cursor, recreate the stored procedure, and resubmit the request.

7629

Message

Stored procedure %FSTR is called recursively.

Explanation

The stored procedure in execution is calling itself directly or indirectly, causing recursion.

Generated By

RTS Modules.

For Whom

End User.

Notes

None

Remedy

Remove the direct or indirect recursion, recreate the stored procedure, and resubmit the request.

7630

Message

Invalid data for CLASS_ORIGIN or SUBCLASS_ORIGIN.

Explanation

The user specified 'ISO 9075' or 'Teradata' for CLASS_ORIGIN or SUBCLASS_ORIGIN in set signal information. These values are reserved for SQLSTATE values whose CLASS is defined in ISO standards or is implementation defined.

Generated By

RTS modules.

For Whom

End User.

Notes

None

Remedy

Modify the value specified for CLASS_ORIGIN or SUBCLASS_ORIGIN, recreate the corrected stored procedure, and resubmit the request.

7631

Message

Fetch/Close attempted on a closed cursor in the stored procedure (%FSTR).

Explanation

The stored procedure in execution is trying to fetch a row from a closed cursor.

Generated By

RTS Modules.

For Whom

End User.

Notes

None

Remedy

Check the reason for the cursor getting closed, recreate the stored procedure to handle the exception, and resubmit the request.

7632

Message

No rows returned/updated/deleted by the SQL statement.

Explanation

This code is returned in the following situations: (a) SELECT returned no rows (b) No rows updated by UPDATE SQL (c) No rows deleted by DELETE SQL.

Generated By

RTS Modules.

For Whom

End User.

Notes

None

Remedy

It is a warning message.

7638

Message

%FSTR: Error allocating a segment; segget failed with return code (%VSTR).

Explanation

This is stored procedure run-time subsystem internal error. This error is reported when the segget PDE call fails.

Generated By

RTS Modules.

For Whom

End User and System Support Representative.

Notes

None

Remedy

Save the test case and contact your support representative for an analysis of the log/dump.

7639

Message

%FSTR: Error opening object code file (%VSTR).

Explanation

This is stored procedure run-time subsystem internal error. This error is reported when a problem is encountered in opening the stored procedure object code file.

Generated By

RTS Modules.

For Whom

End User and System Support Representative.

Notes

None

Remedy

Retry the test-case. If the problem still persists, save the test case and contact your support representative for an analysis of the log/dump.

7644

Message

%FSTR: Error in RAR message; %VSTR.

Explanation

This is stored procedure run-time subsystem internal error. This error is reported when a problem is encountered in sending express request for fetching the stored procedure object code. procedure.

Generated By

RTS Modules.

For Whom

End User and System Support Representative.

Notes

None

Remedy

Save the test case and contact your support representative for an analysis of the log/dump.

7645

Message

%FSTR: Error writing into file.

Explanation

This is stored procedure run-time subsystem internal error. This error is reported when a problem is encountered while writing into the stored procedure object code file or log files

during SP or DB spoil operations. This can occur when the directory has no space. This is a system disk directory NOT part of the database.

Generated By

RTS Modules.

For Whom

End User and System Support Representative.

Notes

None

Remedy

The remedy is to make sure the directory has enough space to hold a SP DLL (DLL: Dynamic Linked Library) or log files for spoil operations.

7646

Message

%FSTR:Invalid variable index (%VSTR) specified.

Explanation

This is stored procedure run-time subsystem internal error. This error is reported when the index of variable/parameter is incorrect. This event is logged in the eventlog with the required RTSInfo structure details.

Generated By

RTS Modules.

For Whom

End User and System Support Representative.

Notes

None

Remedy

Re-submit the request. If the problem persists, save a test case and contact your support representative.

7647

Message

%FSTR:Internal SQL failed with return code (%VSTR).

Explanation

This is stored procedure run-time subsystem internal error. This error is reported when PRINT is failed due to DBS internal error. This event is logged in the eventlog with the required RTSInfo structure details.

Generated By

RTS Modules.

For Whom

End User and System Support Representative.

Notes

None

Remedy

Re-submit the request. If the problem persists, save a test case and contact your support representative.

7648

Message

%FSTR:Data buffer overflow, exceeding maximum buffer size.

Explanation

This is stored procedure run-time subsystem internal error. This error is reported when data buffer size exceeds 1MB. This event is logged in the eventlog with the required RTSInfo structure details.

Generated By

RTS Modules.

For Whom

End User and System Support Representative.

Notes

None

Remedy

Re-submit the request. If the problem persists, save a test case and contact your support representative.

7649

Message

%FSTR:Presence bit vector is NULL.

Explanation

This is stored procedure run-time subsystem internal error. This error is reported when presence bit vector is NULL while building the data buffer or reading the response. This event is logged in the eventlog with the required RTSInfo structure details.

Generated By

RTS Modules.

For Whom

End User and System Support Representative.

Notes

None

Remedy

Re-submit the request. If the problem persists, save a test case and contact your support representative.

7650

Message

%FSTR:Invalid bit position in presence bit vector.

Explanation

This is stored procedure run-time subsystem internal error. This error is reported when null bit indicator in presence bit vector is incorrect while building the data buffer or reading the response. This event is logged in the eventlog with the required RTSInfo structure details.

Generated By

RTS Modules.

For Whom

End User and System Support Representative.

Notes

None

Remedy

Re-submit the request. If the problem persists, save a test case and contact your support representative.

7651

Message

%FSTR:Row header initialization failed %VSTR.

Explanation

This is stored procedure run-time subsystem internal error. This error is reported when row header initialization fails during USING row generation. This event is logged in the eventlog with the required RTSInfo structure details.

Generated By

RTS Modules.

For Whom

End User and System Support Representative.

Notes

None

Remedy

Re-submit the request. If the problem persists, save a test case and contact your support representative.

7652

Message

%FSTR:fldfadd failed during USING row generation with return code (%VSTR).

Explanation

This is stored procedure run-time subsystem internal error. This error is reported if fldfadd fails during USING row generation for the expression or CALL SQL response. This event is logged in the eventlog with the required RTSInfo structure details.

Generated By

RTS Modules.

For Whom

End User and System Support Representative.

Notes

None

Remedy

Re-submit the request. If the problem persists, save a test case and contact your support representative.

7653

Message

%FSTR:fldlocat failed %VSTR.

Explanation

This is stored procedure run-time subsystem internal error. This error is reported if fldlocat fails to locate the field in the response. This event is logged in the eventlog with the required RTSInfo structure details.

Generated By

RTS Modules.

For Whom

End User and System Support Representative.

Notes

None

Remedy

Re-submit the request. If the problem persists, save a test case and contact your support representative.

7654

Message

%FSTR:Null SQL/Expression request string specified.

Explanation

This is stored procedure run-time subsystem internal error. This error is reported if the request submitted for execution is NULL. This event is logged in the eventlog with the required RTSInfo structure details.

Generated By

RTS Modules.

For Whom

End User and System Support Representative.

Notes

None

Remedy

Re-submit the request. If the problem persists, save a test case and contact your support representative.

7655

Message

%FSTR:NULL target or column list %VSTR.

Explanation

This is stored procedure run-time subsystem internal error. This error is reported if the target list in FETCH statement or column list in FOR CURSOR statement is NULL. This event is logged in the eventlog with the required RTSInfo structure details.

Generated By

RTS Modules.

For Whom

End User and System Support Representative.

Notes

None

Remedy

Re-submit the request. If the problem persists, save a test case and contact your support representative.

7656

Message

%FSTR:Invalid parcel flavor %VSTR in cursor response.

Explanation

This is stored procedure run-time subsystem internal error. This error is reported if the parcel sequence is not valid in FETCH or FOR CURSOR statement response. This event is logged in the eventlog with the required RTSInfo structure details.

Generated By

RTS Modules.

For Whom

End User and System Support Representative.

Notes

None

Remedy

Re-submit the request. If the problem persists, save a test case and contact your support representative.

7658

Message

%FSTR:Translation failed %VSTR.

Explanation

This is stored procedure run-time subsystem internal error. This error is reported when a translation error occurs for Account, User name, Database name, Procedure name, Role, Profile in USING row or PRINT statement output. This event is logged in the eventlog with the required RTSInfo structure details.

Generated By

RTS Modules.

For Whom

End User and System Support Representative.

Notes

None

Remedy

Re-submit the request. If the problem persists, save a test case and contact your support representative.

7659

Message

A crash dump has been saved.

Explanation

A Teradata database crash dump has been copied from the primitive dump area into a table. The table name in which the dump was saved is displayed with this entry.

Generated By

SEM modules.

For Whom

The DBA and the System Support Representative.

Notes

The dump areas are automatically cleared after the save dump is completed. If an AMP is down and comes back online, the crash dump for that AMP will be added to this dump.

Remedy

This is for information only. The user may want to unload the crash dump to tape (via the DUL program) and send the tape to your support representative for analysis.

7660

Message

Stored Procedure execution caused stack overflow.

Explanation

This error occurs when a stack overflow error is encountered either in the EVL or the RTS subsystem, during the execution of a stored procedure.

Generated By

RTS Modules.

For Whom

End User.

Notes

None

Remedy

End User should recreate the stored procedure by splitting the large and complex expressions in the stored procedure.

7662

Message

The XSP caused a hardware fault. Please do not resubmit the last request.

Explanation

The external stored procedure caused a hardware fault (access violation, divide fault etc.) and had to be terminated.

Generated By

RTS Modules

For Whom

End User.

Notes

None

Remedy

Rerun the XSP in protected mode and add diagnostic information to help track down the problem. For example add FNC_Trace_WRITE_DL calls to the XSP.

7663

Message

The database can only execute %VSTR per session.

Explanation

It is only possible call an XSP (External Stored Procedure) to the nesting level reported in the error message. Do not exceed that limit.

Generated By

RTS Modules

For Whom

End User.

Notes

None

Remedy

Design the stored procedure calls to that the XSP does not call another XSP or call a SP that calls an XSP that would exceed the nesting limit.

7664

Message

Illegal attempt to modify CLASS_ORIGIN or SUBCLASS_ORIGIN.

Explanation

The user attempted to change the values of CLASS_ORIGIN or SUBCLASS_ORIGIN in SIGNAL or RESIGNAL statement, which is not allowed. Modification is allowed only with user-defined condition.

Generated By

RTS modules.

For Whom

End User.

Notes

None

Remedy

Correct the SIGNAL or RESIGNAL statement and resubmit the request.

7665

Message

User-defined condition %VSTR is raised from triggered stored procedure.

Explanation

User defined condition is not allowed in SIGNAL statement, if the stored procedure is invoked from trigger.

Generated By

RTS modules.

For Whom

End User.

Notes

None

Remedy

Correct the SIGNAL statement and resubmit the request.

7666

Message

User-defined condition %VSTR is not declared in a stored procedure.

Explanation

User-defined condition is not declared in a stored procedure and also in outer stored procedure, if any.

Generated By

RTS modules.

For Whom

End user.

Notes

None

Remedy

Declare the user-defined condition in a SP or outer SP.

7669

Message

Stored procedure %FSTR does not exist in %VSTR.

Explanation

The stored procedure was replaced or dropped before a statement that references the stored procedure was processed.

Generated By

RTS Modules.

For Whom

End User.

Notes

None

Remedy

The stored procedure that is referenced no longer exists. If the stored procedure was replaced, please resubmit the request or otherwise it must be re-created.

7670

Message

Insufficient memory to process stored procedure request.

Explanation

There is no virtual memory available to fetch the stored procedure object code.

Generated By

RTS Modules.

For Whom

End User.

Notes

None

Remedy

Try resubmitting the request and if it fails consistently simplify the stored procedure as it may be too huge and resubmit the execution request.

7671

Message

The log file that saves the spoil information is bad under the directory %VSTR.

Explanation

A log file is saved in the node for each database level directory that holds the object code files. This error is logged when the log file is corrupted.

Generated By

rtsexecsp

For Whom

Field Representative

Notes

None

Remedy

If the file is corrupted, then the obsolete object code files cannot be deleted. Check if any of the stored procedures or the database itself are non-existent. If so, perform a manual delete operation and remove the bad log file. Note that the clean-up of the obsolete files can no longer be done by the system as long as the bad file exists. The database id can be obtained from the directory name and the SP ID can be obtained along with version number from the object code file name within the database directory.

7672

Message

Unwind the stack to the most outer logmark.

Explanation

Unwind the stack for the task to the most outer logmark setup prior to invoking a stored procedure.

Generated By

disrts

For Whom

Internal only.

Notes

None

Remedy

This operation is only internal to the DBS. When the SqlDrivr (combo) task picks up an abort message while executing a SQL statement within stored procedure, we simply unwind the stack to the most outer logmark which is placed in disexecutesp so that the abort message could be processed.

7673

Message

Unexpected error occurred while executing a statement from within stored procedure.

Explanation

An unexpected error occurred while the DBS is executing a SQL statement from within stored procedure.

Generated By

dispatcher

For Whom

Field representative.

Notes

None

Remedy

Save the dump information as available and contact the support personnel.

7674

Message

Informational message.

Explanation

An informational message only.

Generated By

RTS

For Whom

None.

Notes

None

Remedy

None.

7676

Message

Insufficient memory in stored procedure cache.

Explanation

There is no sufficient memory in SP cache and the number of extension segments are reached the limit. Only RTSMaXExtSeg(10) segments of size 64K can be allocated for SP cache.

Generated By

RTS Cache Modules.

For Whom

End User.

Notes

None

Remedy

Try resubmitting the CALL request.

7677

Message

The stored procedure has too many open result set CALL statements.

Explanation

The number of opened CALL statements that return result sets is limited to 15.

Generated By

RTS

For Whom

End User.

Notes

None

Remedy

Rewrite the stored procedure to ALLOCATE and CLOSE the result sets returned by the CALL statements.

7678

Message

No result set exists for procedure %VSTR

Explanation

The ALLOCATE referenced a nonexistent result set. For John this means no result set exists for the given stored procedure name.

Generated By

RTS

For Whom

End User.

Notes

None

Remedy

Rewrite the stored procedure to ALLOCATE a stored procedure that created a result set.

7680

Message

The result set is already allocated or procedure.

Explanation

The procedure already has an open cursor associated with a result set.

Generated By

RTS

For Whom

End User.

Notes

None

Remedy

Close the cursor before allocating the next result set.

7681

Message

Too many dynamic SQL statements are prepared in the stored procedure (%FSTR).

Explanation

Trying to prepare a dynamic sql statement when the number of dynamic sql statements already prepared in the stored procedure is MAX_DYNSQL_ALLOWED.

Generated By

RTS Modules.

For Whom

End User.

Notes

None

Remedy

DEALLOCATE any other dynamic sql statement before submitting the request.

7682

Message

OPEN/EXECUTE/DEALLOCATE PREPARE attempted on a unprepared dynamic sql in the stored procedure (%FSTR).

Explanation

The stored procedure in execution is trying to OPEN a cursor, EXECUTE, or DEALLOCATE PREPARE using a dynamic sql which is not prepared yet.

Generated By

RTS Modules.

For Whom

End User.

Notes

None

Remedy

PREPARE the dynamic sql statement before using OPEN or DEALLOCATE PREPARE statement and resubmit the request.

7683

Message

Invalid statement specified inside a dynamic declare cursor/SQL statement.

Explanation

For dynamic declare cursor: Certain SQL statements are not allowed inside the dynamic declare cursor statement. For instance, transaction control statements and CALL SQL statement. For dynamic SQL statements: Multi-statements are not allowed inside the dynamic SQL statements.

Generated By

RTS Modules.

For Whom

End User.

Notes

None

Remedy

Remove the statement from the declare cursor/SQL statement, recreate the stored procedure, and resubmit the request.

7685

Message

Multistatement request not supported for mixed statement types.

Explanation

The stored procedure submitted a multi-statement request. The request was mixed with statements that can support option 3/4 and statements that can only support option 1.

Generated By

Par and Dis modules

For Whom

The stored procedure programmer

Notes

None

Remedy

Separate requests can support the statements.

7686

Message

Inline Lobs access from XSPs with Result Sets are not supported.

Explanation

Inline Lobs access from XSPs with Result Sets are not supported.

Generated By

Par and Dis modules

For Whom

The stored procedure programmer

Notes

None

Remedy

Use Static Locator 'S' in options parcel.

7687

Message

Data type not supported for dynamic fetch.

Explanation

A data type used in a FETCH of a dynamic cursor or for an ALLOCATE is not supported.

Generated By

RTS Modules.

For Whom

End User.

Notes

None

Remedy

Remove the unsupported data type.

7688

Message

Error occurred generating Evl code for dynamic fetch.

Explanation

An error occurred trying to generate the code for a FETCH of a dynamic cursor or for an ALLOCATE.

Generated By

RTS Modules.

For Whom

End User.

Notes

None

Remedy

Check the data types for the FETCH.

7689

Message

Invalid dynamic SQL statement.

Explanation

Certain SQL statements are not allowed inside the dynamic prepare and execute. For instance, transaction control statements and CALL SQL statement.

Generated By

RTS Modules.

For Whom

End User.

Notes

None

Remedy

Remove the statement from the prepare and execute, recreate the stored procedure, and resubmit the request.

7691

Message

Table used in cursor select is restructured from compile-time to run-time.

Explanation

The table definition is changed from SP creation to SP execution. That is, the column data types and sizes might have changed and the current table structure may not be compatible with cursor definition.

Generated By

RTS modules.

For Whom

End User.

Notes

None

Remedy

Recreate the Stored Procedure with current table definition and resubmit the request.

7692

Message

Maximum using row length exceeded

Explanation

The Using Row size exceeds the 1MB size boundary.

Generated By

RTS Modules.

For Whom

End User.

Notes

None

Remedy

Reconstruct the variables in the call statement to fit within 1MB.

7693

Message

User-defined exception is raised from stored procedure

Explanation

User attempted to raise a user-defined exception explicitly through a SIGNAL or RESIGNAL statement in the stored procedure and the exception is not handled.

Generated By

RTS Modules.

For Whom

End User.

Notes

None

Remedy

Provide a handler for the user-defined exception. Then recreate the corrected stored procedure and resubmit the request.

7694

Message

An existing result set Cursor is opened from stored procedure.

Explanation

An existing result set cursor is already open from nested stored procedure and it is not closed in either outer sp or in inner sp.

Generated By

RTS Modules.

For Whom

End User.

Notes

None

Remedy

Close the cursor before submitting the request.

7695

Message

Invalid input parameter specified for a Macro or Stored Procedure

Explanation

When executing a Macro or Stored Procedure, a user can only specify the valid values for its parameters. Specifying invalid parameters will result in an error.

Generated By

RTS Modules.

For Whom

End User.

Notes

None

Remedy

Correct the statement with valid parameters and resubmit the request.

7696

Message

Request number wrapover during SP processing. Aborting SP call.

Explanation

When executing an SP, the request number generated for the internal SPL can match the request number of the current SP call if there are more than 4294967295 (i.e. 0xFFFFFFFF which is the current max request number limit) internal requests submitted from within the SP. Return an error and abort the SP call in that case.

Generated By

RTS modules.

For Whom

End User.

Notes

None

Remedy

Reduce the number of SPLs executed from within the SP and resubmit the request.

7697

Message

Response limit exceeded during execution of stored procedure.

Explanation

This implies that we have exceeded response limit while processing the dynamic fetch.

Generated By

RTS modules.

For Whom

End User.

Notes

While executing a stored procedure, DBS can have 16 open request contexts, if there are either open cursors or nested call statements in the SP definition. At this point if there is a dynamic fetch statement, then it would fail with 3130 internally because dynamic fetch requires a new request context to generate the EVL code.

Remedy

Reduce or close any existing open requests (either nested call statements or open cursors) and then recompile and execute the stored procedure.

7700

Message

MDS error range values start.

Explanation

Not used. Place holder for start of MDS error values.

Generated By

None

For Whom

None

Notes

None

Remedy

None

7701

Message

Insufficient memory to process a new transaction.

Explanation

Not enough memory to allocate structures for a new transaction.

Generated By

MDS Gateway

For Whom

System Administrator

Notes

None

Remedy

None

7702

Message

Insufficient memory to process new transaction message.

Explanation

Not enough memory to process a new transaction message.

Generated By

MDS Gateway

For Whom

System Administrator

Notes

None

Remedy

None

7703

Message

Insufficient memory to save new transaction message.

Explanation

Not enough memory to copy the new message in MDS memory structures.

Generated By

MDS Gateway

For Whom

System Administrator

Notes

None

Remedy

None

7704

Message

The RepPhase1 message indicates fewer RepDDL than already received.

Explanation

The RepPhase1 message indicated fewer RepDDL for the transaction than actually received.

Generated By

MDS Gateway

For Whom

System Administrator

Notes

None

Remedy

None

7705

Message

MDS received more DDLs than expected for a transaction.

Explanation

MDS received more RepDDL messages than expected.

Generated By

MDS Gateway

For Whom

System Administrator

Notes

None

Remedy

None

7706

Message

Multiple RepBegTrans received for the same transaction before RepPhase1.

Explanation

Multiple RepBegTrans received for the same transaction before RepPhase1.

Generated By

MDS Gateway

For Whom

System Administrator

Notes

None

Remedy

None

7707

Message

Multiple RepBegTrans received for the same transaction after RepPhase1.

Explanation

Unexpected second RepBegTrans received for the same transaction.

Generated By

MDS Gateway

For Whom

System Administrator

Notes

None

Remedy

None

7708

Message

Transaction previously asynchronously aborted. Now transaction aborted with RepPhase1Rsp message.

Explanation

Transaction previously asynchronously aborted. Now transaction aborted with RepPhase1Rsp message.

Generated By

MDS Gateway

For Whom

System Administrator

Notes

None

Remedy

None

7711

Message

MDS received unexpected message after the RepPhase1 message.

Explanation

MDS received unexpected message after the RepPhase1 message.

Generated By

MDS Gateway

For Whom

System Administrator

Notes

None

Remedy

None

7712

Message

MDS received unexpected message before the RepPhase1 message.

Explanation

MDS received unexpected message before the RepPhase1 message.

Generated By

MDS Gateway

For Whom

System Administrator

Notes

None

Remedy

None

7719

Message

MDS received a TD message with incorrect length.

Explanation

The transactional message received by MDS is too long or not enough characters.
Transaction was aborted.

Generated By

MDS Gateway

For Whom

System Administrator

Notes

None

Remedy

None

7723

Message

MDS received a DDL message with no AffectedDBName.

Explanation

The DDL message received by MDS did not have the AffectedDBName set. MDS expected the AffectedDBName field in the DDL message to be set. Transaction was aborted.

Generated By

MDS Gateway

For Whom

System Administrator

Notes

None

Remedy

None

7724

Message

The RepDDL message indicates fewer DDL chunks than already received.

Explanation

The RepDDL message indicated fewer DDL chunks for the transaction than actually received.

Generated By

MDS Gateway

For Whom

System Administrator

Notes

None

Remedy

None

7725

Message

MDS received more DDL chunks than expected for a transaction.

Explanation

MDS received more DDL chunks than expected.

Generated By

MDS Gateway

For Whom

System Administrator

Notes

None

Remedy

None

7799

Message

MDS error range values end.

Explanation

Not used. Place holder for end of MDS error values.

Generated By

None

For Whom

None

Notes

None

Remedy

None

7802

Message

Call to %VSTR for UDF/XSP/UDM %DBID.%TVMID ran out of shared memory.

Explanation

A user defined function or external procedure called the specified system "FNC" in protected mode, but the function could not complete because the shared memory provided was not large enough to hold the results of the call.

Generated By

FNC library

For Whom

Site support representative & UDF developer

Notes

The shared memory for the protected mode function is usually enough for most situations that might be encountered. If the was encountered in a table function the remedy would be to decrease the size of the "scratch pad" memory that is allocated. By itself allocating the maximum "scratch pad" would not be enough to cause the memory shortage. However if the function uses input and result arguments to the maximum limits and writes to a trace table to the maximum limits or executes a FNC function that returns a lot of variable data to the

maximum limits, there is the slight chance that the free memory in the shared memory segment could run out.

Remedy

Redesign the UDF to use less shared memory at the same time.

7803

Message

The UDF/XSP/UDM %DBID.%TVMID called %VSTR in an invalid context.

Explanation

A UDF, XSP or UDM cannot execute the functions provided in the "FNC" library in all contexts. For example it is not possible to call the table functions from a function that is not defined to be a table function. It might be function that cannot execute on a PE vproc. This error is also thrown when FNCGetPhaseEx and FNC_GetPhase used in the same table function UDF.

Generated By

FNC library

For Whom

UDF/XSP/UDM developer

Notes

None

Remedy

Redesign the UDF/XSP/UDM to not call the FNC library in a non supported context.

7804

Message

The UDF %DBID.%TVMID called %VSTR in invalid mode/phase.

Explanation

Some functions in the "FNC" library are only available in CONST mode. The UDF listed called the FNC function in VARY mode but it is only supported in CONST mode. Additionally, this error may indicate the function is called in an improper mode/phase combination. The following functions have restrictions on the mode/phase in which they may be used: FNC_TblControl, FNC_TblAllocCtrlCtx, FNC_TblGetCtrlCtx, FNC_TblOptOut, and FNC_TblFirstParticipant.

Generated By

FNC library

For Whom

UDF developer

Notes

None

Remedy

Redesign the UDF to not call the FNC library in a non supported MODE.

7805

Message

The UDF %DBID.%TVMID called FNC_TblFirstParticipant incorrectly.

Explanation

This error indicates that FNC_TblFirstParticipant and FNC_TblOptOut have not been called correctly. An inconsistent state has been found. This error is detected when one of the following rules about using FNC_TblFirstParticipant has been violated: 1) If a table function's call to FNC_TblFirstParticipant fails, FNC_TblOptOut MUST be called. 2) If the call to FNC_TblFirstParticipant succeeds, FNC_TblOptOut should NOT be called.

Generated By

FNC library

For Whom

UDF developer

Notes

None

Remedy

Redesign the UDF to not call the FNC library in a non supported state.

7807

Message

The Table Function %DBID.%TVMID called %VSTR incorrectly.

Explanation

This error indicates that FNC_TblFirstParticipant and/or FNC_TblControl have not been called correctly. An inconsistent state has been found. This error is detected when one of the following rules has been violated: 1) FNC_TblFirstParticipant is called a second time from the same amp, or FNC_TblFirstParticipant is called after the amp has already called FNC_TblControl 2) FNC_TblControl is called a second time from the same amp, or FNC_TblControl is called after the amp has already called FNC_TblFirstParticipant

Generated By

FNC library

For Whom

UDF developer

Notes

None

Remedy

Redesign the UDF to not call the FNC library in a non supported state.

7808

Message

The default connection failed to establish a connection to the database.

Explanation

This error indicates that the external stored procedure (XSP) tried to use the default connection but the connection had an internal error and the XSP application server had to be terminated. This could be the result of a prior XSP application compromising the default connection. It could be caused by the current application also.

Generated By

FNC Library

For Whom

XSP application developer

Notes

None

Remedy

Examine the XSP applications to make sure they clean up after they are done. The XSP should not end by not reading outstanding responses on the default connection. Usually the

database will clean up the connection under these circumstances, but there is always a chance that the application could leave the connection in a state that could cause this error. Once this error is received the application server is terminated and a fresh process is created. So a subsequent run of the XSP application should not result in this error again unless the XSP application (or some other one) causes the situation again.

7809

Message

Table function's CtrlCtx was not initialized.

Explanation

This error indicates that the table function's CtrlCtx was not initialized during the TBL_PRE_INIT phase by the controlling copy of a TBL_MODE_CONST function.

Generated By

FNC Library

For Whom

UDF application developer

Notes

None

Remedy

The UDF must use the FNC_TblAllocCtrlCtx routine.

7810

Message

%VSTR.

Explanation

This error indicates that either 1) metadata (Hash By clause, Local Order By clause, or Columns Definition) was already specified or 2) The metadata passed as parameter is invalid (e.g., invalid character set, data type)

Generated By

FNC Library

For Whom

UDF application developer

Notes

None

Remedy

Do not set metadata in the contract function if it was already set by the SQL statement. Check that the metadata passed as a parameter is valid.

7811

Message

%VSTR.

Explanation

User issued an error.

Generated By

FNC Library

For Whom

UDF application developer

Notes

None

Remedy

See error message.

7812

Message

Internal error in Table operator %DBID.%TVMID, %VSTR

Explanation

This error indicates that something unexpected happened such as missing table context or table operator context, the buffer in bad state, or buffer record in bad format, row ID check failure.

Generated By

FNC Library

For Whom

UDF application developer

Notes

None

Remedy

Contact your support representative.

7813

Message

%VSTR.

Explanation

This error indicates that the direction, the state, or the mode of the parameter stream is invalid. Or, the stream has not been set up to access attribute values directly.

Generated By

FNC Library

For Whom

UDF application developer

Notes

None

Remedy

Check that the stream's direction, state, and mode are valid for the FNC function being called. Need to open stream with third parameter set to true to be able to call FNC_TblOpGetAttributeByNdx or NC_TblOpSetAttributeByNdx.

7814

Message

%VSTR.

Explanation

This error indicates that the size of buffer or the number of columns or the size of column names is too small.

Generated By

FNC Library

For Whom

UDF application developer

Notes

None

Remedy

Allocate more space for the buffer or column names.

7815

Message

%VSTR.

Explanation

This error indicates that the input is invalid. For example, the index of custom argument clause or attribute is invalid, or the attribute length does not match the attribute definition.

Generated By

FNC Library

For Whom

UDF application developer

Notes

None

Remedy

Check the error message and provide valid input values.

7816

Message

%VSTR.

Explanation

This error indicates that some usage is not supported in the table operator. For instances, LOBs are not supported with raw row mode; iterator APIs are not supported with the INDICBUFFMT1 format.

Generated By

FNC Library

For Whom

UDF application developer

Notes

None

Remedy

Check the error message and rewrite the table operator code.

7817

Message

%VSTR.

Explanation

This error indicates that the format type or field format is invalid.

Generated By

FNC Library

For Whom

UDF application developer

Notes

None

Remedy

Verify that the values passed as format type and field format are valid.

7820

Message

A UDF subsystem informative event was logged.

Explanation

This message is used to display informative information regarding the UDF/UDM/XSP (external routines) subsystem concerning the the following possible issues: 1. Secure server external routine user authorization errors. 2. Unexpected Window system Desktop errors. 3. Secure server creation error. 4. UDF subsystem initialization errors. 5. Issues with external routine causing failures. 6. Any other anomalous issues with external routine execution. The messages of this type will appear in the system log only.

Generated By

UDF subsystem.

For Whom

DBA, UDF developer

Notes

None

Remedy

The actions to take are numerous. Normally the contents of the message will be sufficient to indicate the action that might have to be taken. For example a message indicating that a UDF caused a trap while running in non protected mode on a PE would mean that the function in question has some serious problems and the function should be removed from the system or at least changed to run in protected mode to figure out the issues with the function.

7821

Message

The not protected mode UDF/UDM %DBID.%TVMID caused an exception.

Explanation

This message is generated when a UDF/UDF caused an exception while executing the function when running non protected mode on a PE.

Generated By

UDF subsystem.

For Whom

DBA, UDF developer

Notes

None

Remedy

The function in question needs to be fixed. The system log might contain additional information. Change the function execution mode to run protected and rerun it with the same data that caused the problem. Add trace statements to help find the problem.

7823

Message

GLOP Set %DBID.%TVMID has errors : %VSTR.

Explanation

Problems were encountered in establishing or using the GLOP. The text has further explanation as to what went wrong.

Generated By

GLOP subsystem.

For Whom

UDF Developer, Database Administrator

Notes

None

Remedy

The solution depends on the problems encountered. In most cases it is caused by either system limitations such as not enough system disc space or wrong system file permissions or memory issues with the system. The remedy is to reduce the size of the GLOP set. Increase the system disk space. Increase physical memory or fix permission issues.

7824

Message

GLOP Set Logic Internal Error: %VSTR.

Explanation

The GLOP Managment system experienced an internal logic error.

Generated By

GLOP subsystem.

For Whom

Site support representative. Remedy: Contact your System Representative.

Notes

None

Remedy

N/A

7825

Message

in UDF/XSP/UDM %DBID.%TVMID: SQLSTATE %VSTR

Explanation

The Java routine has thrown an SQLException with an SQL state in the range of 38001-38999.

Generated By

UDF Subsystem

For Whom

End User.

Notes

None

Remedy

Change the Java routine to avoid the SQLException.

7826

Message

Java execution error SQLSTATE 46103: Unresolved class name.

Explanation

The class name was not found in the jar indicated in the external name clause.

Generated By

UDF Subsystem

For Whom

End User.

Notes

None

Remedy

Examine the jar file and create statement to locate the source of the mismatch and update either the create statement or the jar file.

7827

Message

Java SQL Exception SQLSTATE 39001: Invalid SQL state (%VSTR).

Explanation

The Java routine has thrown an SQLException with an SQL state out of the range of 38001-38999.

Generated By

UDF Subsystem

For Whom

End User.

Notes

None

Remedy

Change the Java routine to throw an SQLException within the valid range.

7828

Message

Unexpected Java Exception SQLSTATE 38000: An %VSTR exception was thrown.

Explanation

The Java routine has thrown an Exception that is not an SQLException or not caught an exception.

Generated By

UDF Subsystem

For Whom

End User.

Notes

None

Remedy

The Java routine should catch the exception and return a valid SQLException.

7829

Message

Java subsystem error (%VSTR).

Explanation

An internal error has occurred in the UDF Java subsystem.

Generated By

UDF Subsystem

For Whom

Site support representative

Notes

None

Remedy

The error number indicates the class of the problem. The line number indicates the precise location triggering the error. Error 1 - Java object failed to initialize. One of the core classes used to convert parameters was not able to initialize. Access to the javFnc jar file may be the cause. Error 3 - An invalid Interval Type has been encountered. There may be a mismatch

between the DBS and the Java library. Error 6 - JVM could not be accessed. This failure indicates that the java virtual machine could not be started. This may mean that the PATH to the Java is not correct. Also the javFnc jar file may not be accessible for the DBS Java loader. Error 9 - Unexpected Error.

7830

Message

The UDF/XSP/UDM %DBID.%TVMID caused a floating point exception: %VSTR.

Explanation

This message is generated when a UDF/UDM/XSP caused a masked floating point exception.

Generated By

UDF subsystem.

For Whom

DBA, UDF developer

Notes

None

Remedy

The function in question needs to be fixed. Add trace statements to help find the problem.

7831

Message

%VSTR has NO SQL access.

Explanation

The stored procedure attempted SQL access. But, the procedure has NO SQL access.

Generated By

gnc

For Whom

SP developer.

Notes

None

Remedy

Replace the procedure with a higher SQL access or so that it does not SQL access.

7832

Message

XSP Application %DBID.%TVMID caused protocol error : %VSTR.

Explanation

This message is generated when the XSP (External Stored Procedure Application) attempted to execute an SQL Request that was either not formatted properly or was sent out of sequence (protocol error). The provided information gives an indication of what might have been wrong.

Generated By

UDF Internal Gateway

For Whom

DBA, XSP Application developer

Notes

None

Remedy

The XSP in question needs to be debugged and fixed.

7833

Message

The protected mode server was terminated by UDF/XSP/UDM %DBID.%TVMID.

Explanation

This error message is generated when the XSP/UDF/UDM called a "exit" function or similar to terminate their application. Doing so terminates the protected mode process since that is what an exit call does. This is not allowed. The proper return is always to return to the caller.

Generated By

UDF subsystem

For Whom

DBA, Application developer

Notes

None

Remedy

The user function code has to be changed to not call "exit" but to issue a return from the C code.

7834**Message**

Invalid UDF/XSP/UDM environment file specification.

Explanation

The error message is generated when the environment file associated with user function or procedure of a specific application category is not in the proper format. The user function or procedure must be running in protected/secure mode. Environment variable are not set for unprotected mode. This is because the user code is not isolated from the database code in this mode and its use could conflict with the database were it to be allowed. The path to the environment file is specified by the UDF configuration file. To print the configuration file enter: start cufconfig -o See the cufconfig utility documentation for further details. The environment files are specified by xxxENVFile where xxx are the letters for the application category for the UDF/UDM or XSP. Check the contents of the environment file(s) shown in the configuration file. All entries of the text file must be of the form (one per line): <envname> = <env value> Where <envname> is the alphanumeric and '_' name of the environment variable and <env value> is the value to assign to it. Each line is input to the set environment variable system call for the platform in question. It is up to the site to make sure the contents are valid for the system platform it is being used on. There is no support for appending additional information to an existing environment variable such as the PATH environment variable. If the environment file is to be used it should be set on each node using the same path and name for the file. However the contents of the file may localized to the node if desired. No error is generated if the environment variable file does not exist even though it is specified by the UDF configuration file. The environment variables are set when a protected mode server is started. In general the database would have to be restarted to pick up a new set of environment variables when the configuration file is changed.

Generated By

UDF subsystem

For Whom

DBA, Application developer

Notes

None

Remedy

Check and fix the environment text file.

7835

Message

The XSP %DBID.%TVMID ended before completing an outstanding SQL request. The returned SQLSTATE is: %VSTR.

Explanation

If the a XSP submits an SQL request to the database it should not exit (return) until the SQL request completes. Doing so will generate this error and cause the transaction to be rolled back. It matters not whether the XSP is returning an error, warning or no error SQLSTATE. This condition will override any XSP generated error.

Generated By

UDF Subsystem

For Whom

XSP Developer

Notes

None

Remedy

To avoid this situation don't just return from the XSP without making sure that an SQL request submitted by the XSP has completed.

7836

Message

The XSP %DBID.%TVMID submitted a request subsequent to receiving a trigger fail message.

Explanation

If the SQL based XSP is invoked inside of a trigger statement and it submits an SQL statement that causes an error the error is returned to the XSP and the request is marked as aborted inside of a trigger. The only option for the XSP in that case is to set the return SQLSTATE

from the XSP to an error condition. If the SQL based XSP fails to do that and submits another request the transaction will be aborted with this error.

Generated By

UDF Subsystem

For Whom

XSP Developer

Notes

None

Remedy

Fix the SQL statement the XSP submits while in a trigger. In addition add code to return an error SQLSTATE and return from the the XSP or return without issuing another request and the original error message will be returned to the caller.

7837

Message

External routine <%VSTR> exited without releasing GLOP lock.

Explanation

The GLOP Managment system experienced an internal logic error.

Generated By

GLOP subsystem.

For Whom

Site support representative. Remedy: Contact your System Representative.

Notes

None

Remedy

N/A

7838

Message

The UDF/UDM/XSP is causing abnormal stack growth. Please replace UDF/UDM/XSP with reasonably sized input/output arguments.

Explanation

This message is generated by GNX, when it detects that UDFs might eatup entire stack.

Generated By

GNX subsystem for UDF.

For Whom

UDF developer

Notes

None

Remedy

The size of arguments need to be reconsidered. UDF developer must try to use reasonable size arguments.

7839

Message

GLOP exceeded memory limit.

Explanation

This error occurs when the maximum GLOP memory limit has been or would be exceeded if the GLOP set were to be mapped.

Generated By

GLOP subsystem

For Whom

Internal.

Notes

This error code is not seen by the end user because it is returned for the FNC_Get_GLOP_Map call as a -1 status return to the external routine (UDF/XSP) that made the call.

Remedy

Raise the limits via cufconfig utility.

7840

Message

Java XSP/UDF primitive parameter passed a null value for %TVMID.%FLDID. Give the parameter a value.

Explanation

Java XSP doesn't allow a null value to be passed in for a primitive parameter. A primitive parameter is a DBS SMALLINT, INTEGER, BIGINT or FLOAT/REAL/DOUBLE PRECISION when mapped to a Java short, int,long,double. This error occurs on the Call statement.

Generated By

UDF modules.

For Whom

End User.

Notes

None

Remedy

Correct the Call statement to give a value for the primitive parameter and resubmit the request.

7841

Message

Java execution error SQLSTATE 46103: Unresolved method name.

Explanation

Java Virtual Machine cannot locate a user defined method in the Jar. This error occurs on the Call statement.

Generated By

UDF modules.

For Whom

End User.

Notes

None

Remedy

Give a correct method name and resubmit the request

7842

Message

Java XSP/UDF returned an invalid interval in format or data of %TVMID.%FLDID.

Explanation

This error occurs when an JIL module detects an interval string with invalid format is returned.

Generated By

JIL modules.

For Whom

End User's Java Class.

Notes

The returned interval string has to be in a format like '-yyyy-mm-dd hh:mm:ss.sssss' (referring to External Representation of Intervals in the Chapter 4 SQL Reference: Data Types and Literals).

Remedy

Correct the interval string in Java class, regenerate jar file, reinstall jar and resubmit the request.

7843

Message

Aggregate storage allocation failed because requested size is too big.

Explanation

This error occurs in Java aggregate functions when Context.initCtx(Object) or Context.initCtx(int) was called and the requested size is bigger than the value in CLASS AGGREGATE clause.

Generated By

JIL modules.

For Whom

End User's Java Class.

Notes

None

Remedy

Consider a smaller aggregate context or replace the function with a bigger value in CLASS AGGREGATE clause.

7844

Message

The given value for the int parameter is out of range.

Explanation

This error occurs in Java aggregate functions when Context.getObject(int) or setObject(int ObjNum, Object Obj) was called and the int parameter was given a value other than 1 or 2.

Generated By

JIL modules.

For Whom

End User's Java Class.

Notes

None

Remedy

Change the int parameter to be either 1 or 2.

7845

Message

Context.setObject(int, Object) failed because the given object is overflow.

Explanation

This error occurs in Java aggregate functions when Context.setObject(int,Object) was called and the serialized size of the input object is bigger than the value in CLASS AGGREGATE clause.

Generated By

JIL modules.

For Whom

End User's Java Class.

Notes

None

Remedy

replace the function with a bigger value in CLASS AGGREGATE clause.

7846

Message

%VSTR.

Explanation

R User issued an error.

Generated By

FNC Library

For Whom

UDF application developer

Notes

None

Remedy

See error message.

7847

Message

Context.setBytes(int,byte[]) failed because the given byte array is overflow.

Explanation

This error occurs in Java aggregate functions when Context.setBytes(int,byte[]) was called and the size of the input byte array is bigger than the value in CLASS AGGREGATE clause.

Generated By

JIL modules.

For Whom

End User's Java Class.

Notes

None

Remedy

replace the function with a bigger value in CLASS AGGREGATE clause.

7848

Message

Tbl.getLength(int) is invalid for the type of column intended.

Explanation

This error occurs in Java table functions with varying output column when Tbl.getLength(int) was called and the intended column is not CHAR, BYTE, GRAPHIC, VARCHAR, LONG VARCHAR, VARBYTE.

Generated By

JIL modules.

For Whom

End User's Java Class.

Notes

None

Remedy

Change the SQL Statement or Java Class so that the intended column is CHAR, BYTE, GRAPHIC, VARCHAR, LONG VARCHAR, VARBYTE.

7849

Message

Tbl.getPrecision(int) is invalid for the type of column intended.

Explanation

This error occurs in Java table functions with varying output column when Tbl.getLength(int) was called and the intended column is not Time, Timestamp, Decimal, Big Decimal.

Generated By

JIL modules.

For Whom

End User's Java Class.

Notes

None

Remedy

Change the SQL Statement or Java Class so that the intended column is Time, Timestamp, Decimal, Big Decimal.

7850

Message

Tbl.getScale(int) is invalid for the type of column intended.

Explanation

This error occurs in Java table functions with varying output column when Tbl.getLength(int) was called and the intended column is not Decimal, Big Decimal.

Generated By

JIL modules.

For Whom

End User's Java Class.

Notes

None

Remedy

Change the SQL Statement or Java Class so that the intended column is Decimal,Big Decimal.

7851

Message

Java Blob/Clob methods in a Java XSP/UDF failed while reading lob data.

Explanation

An error happened while the Java XSP/UDF was reading the lob data.

Generated By

UDF subsystem.

For Whom

End user.

Notes

None

Remedy

Unexpected error. Debug user's Java XSP/UDF.

7852

Message

Java Blob/Clob methods in a Java XSP/UDF failed while writing data into a lob.

Explanation

An error happened while the Java XSP/UDF was writing data into the lob.

Generated By

UDF subsystem.

For Whom

End user.

Notes

None

Remedy

Unexpected error. Debug user's Java XSP/UDF.

7853

Message

Java Clob methods in a Java XSP/UDF failed because the character set is not supported.

Explanation

The Java XSP/UDF attempted to access a clob data with the character set not supported in JXSP/JUDF of this release.

Generated By

UDF subsystem.

For Whom

End user.

Notes

None

Remedy

Debug user's Java XSP/UDF. Only LATIN1 and UNICODE character sets are supported in this release.

7854

Message

Invalid lob persistent object reference in a Java XSP/UDF.

Explanation

The Java XSP/UDF was using an invalid persistent object reference.

Generated By

UDF subsystem.

For Whom

End user.

Notes

None

Remedy

Debug user's Java XSP/UDF.

7855

Message

Invalid lob locator in a Java XSP/UDF.

Explanation

The Java XSP/UDF was using an invalid lob locator.

Generated By

UDF subsystem.

For Whom

End user.

Notes

None

Remedy

Debug user's Java XSP/UDF.

7856

Message

Java XSP/UDF failed because available JVM heap memory has run out.

Explanation

The Java XSP/UDF was calling a Java method which needs to allocate a block of memory from the JVM heap. The allocation failed because JVM has no enough memory.

Generated By

UDF subsystem.

For Whom

End user.

Notes

None

Remedy

User's Java XSP/UDF attempted to allocate too much memory or there was memory leak.
Debug the user's Java XSP/UDF.

7857

Message

Java Blob/Clob methods in a Java XSP/UDF failed to open a lob for read and write.

Explanation

The Java XSP/UDF was calling a Java Blob/Clob method. This method failed because the lob could not be opened.

Generated By

UDF subsystem.

For Whom

End user.

Notes

None

Remedy

Unexpected error. Debug User's Java XSP/UDF.

7858

Message

Java XSP/UDF was calling a Blob/Clob method which is not supported in this release.

Explanation

The Java XSP/UDF was calling a Java Blob/Clob method which is not supported in this release.

Generated By

UDF subsystem.

For Whom

End user.

Notes

None

Remedy

Change user's code.

7859

Message

Java XSP/UDF called a Java Blob/Clob method with invalid parameters.

Explanation

Java XSP/UDF called a Java Blob/Clob method with invalid parameters.

Generated By

UDF subsystem.

For Whom

End user.

Notes

None

Remedy

Unexpected error. Debug User's Java XSP/UDF.

7860

Message

Java execution error because jar file is bad or missing.

Explanation

The jar file was not found in JavaLibraryPath, or could not be read.

Generated By

UDF Subsystem

For Whom

End User.

Notes

None

Remedy

Call either SQLJ.redistribute_jar or SQLJ.replace_jar to update the jar file.

7861**Message**

Java XSP/UDF caused a securityException because it tried to terminate the JVM.

Explanation

The error message is generated when Java XSP/UDF tries to terminate or halt the currently running Java Virtual Machine, by calling System.exit() or similar methods. A securityException will be thrown when Java XSP/UDF calls these methods.

Generated By

UDF Subsystem

For Whom

End User.

Notes

None

Remedy

The user Java code has to be changed not to call these methods: System.exit(), Runtime.exit(), Runtime.halt(), and the deprecated Runtime.runFinalizersOnExit() and System.runFinalizersOnExit().

7862

Message

Blob.getUDFOutputBlob() or Clob.getUDFOutputClob() was called in a Java UDF which doesn't return a lob.

Explanation

Blob.getUDFOutputBlob() or Clob.getUDFOutputClob() can only be called in a JUDF which returns a lob.

Generated By

UDF subsystem.

For Whom

End user.

Notes

None

Remedy

Correct user's Java XSP/UDF.

7863

Message

Blob.getUDFOutputBlob() or Clob.getUDFOutputClob() was called from a Java XSP/UDF which is neither a scalar UDF nor an aggregate UDF.

Explanation

Blob.getUDFOutputBlob() or Clob.getUDFOutputClob() can only be called in a scalar or aggregate JUDF which returns a lob.

Generated By

UDF subsystem.

For Whom

End user.

Notes

None

Remedy

Correct user's Java XSP/UDF.

7864

Message

`Blob.getUDFOutputBlob()` or `Clob.getUDFOutputClob()` was called in a Java aggregate UDF but the call is not in the `AGR_FINAL` phase.

Explanation

In an aggregate Java UDF, `Blob.getUDFOutputBlob()` or `Clob.getUDFOutputClob()` can only be called in the final phase.

Generated By

UDF subsystem.

For Whom

End user.

Notes

None

Remedy

Correct user's Java XSP/UDF.

7865

Message

`Blob.getUDFOutputBlob()` or `Clob.getUDFOutputClob()` failed because its calling context is unknown due to Java UDF subsystem errors.

Explanation

An unexpected error happened in FNC modules so that the calling context of `Blob.getUDFOutputBlob()` or `Clob.getUDFOutputClob()` in a Java UDF is not available.

Generated By

UDF subsystem.

For Whom

End user.

Notes

None

Remedy

Debug user's Java XSP/UDF.

7866

Message

Blob.getUDFOutputBlob() or Clob.getUDFOutputClob() was called to get a lob object which is not of the correct lob type for return.

Explanation

A Java UDF returning Clob(or Blob) called Blob.getUDFOutputBlob()(or Clob.getUDFOutputClob()). The lob obtained through the two methods must match the return lob type of the calling Java UDF.

Generated By

UDF subsystem.

For Whom

End user.

Notes

None

Remedy

Correct user's Java XSP/UDF.

7867

Message

Hybrid Server is not enabled.

Explanation

This error occurs when a UDF try to get the service of a disabled or shutdown hybrid server.

Generated By

UDF subsystem

For Whom

End Users.

Notes

None

Remedy

Use hybrid server command to enable hybrid server services.

7868

Message

Calling method on LOB after it has been freed.

Explanation

This error occurs when user tries to invoke a method on a LOB (other than free()) after free() has been invoked.

Generated By

UDF subsystem

For Whom

End Users.

Notes

None

Remedy

Change user code.

7871

Message

GLOP association %VSTR already exists in GLOP set.

Explanation

The error message is generated when Association (ROLE/USER/XSP) already associated in the Glop Set.

Generated By

Glop SPs

For Whom

End User.

Notes

None

Remedy

Change the Association name and resubmit the request.

7872

Message

GLOP data name %VSTR already exists.

Explanation

The error message is generated when data name already exists in the database and Glop Data is set to NOT NULL.

Generated By

Glop SPs

For Whom

End User.

Notes

None

Remedy

Either change the data name or set Glop_data to NULL and resubmit the request.

7873

Message

GLOP map entry %VSTR in use.

Explanation

The error message is generated if there is already a page that mapped at the given glop index.

Generated By

Glop SPs

For Whom

End User.

Notes

None

Remedy

Correct "Map_Page" parameter value and resubmit the request.

7874

Message

GLOP data length not provided.

Explanation

The error message is generated if length field is given as NULL or 0.

Generated By

Glop SPs

For Whom

End User.

Notes

None

Remedy

Correct the Length field and resubmit the request.

7875

Message

GLOP page number specification not a contiguous sequence.

Explanation

The error message is generated if the page numbers of read only glop is not contiguous.

Generated By

Glop SPs

For Whom

End User.

Notes

None

Remedy

Correct the page number so that they are in contiguous sequence and resubmit the request.

7876

Message

GLOP page number exists.

Explanation

The error message is generated if the page number of read only glop already exists in the glop set.

Generated By

Glop SPs

For Whom

End User.

Notes

None

Remedy

Change the page number and resubmit the request.

7877

Message

GLOP association %VSTR does not exist.

Explanation

The error message is generated if the association (ROLE/USER/XSP) does not exist.

Generated By

Glop SPs

For Whom

End User.

Notes

None

Remedy

Create the association and resubmit the request.

7878

Message

GLOP data %VSTR does not exist.

Explanation

The error message is generated if the data name does not exist in DBCExtension.Glop_Set table.

Generated By

Glop SPs

For Whom

End User.

Notes

None

Remedy

Correct the Data_Name parameter value and resubmit the request.

7879

Message

GLOP page %VSTR does not exist.

Explanation

The error message is generated if the Page number given in Glop_Change SP does not exist for the glop set.

Generated By

Glop SPs

For Whom

End User.

Notes

None

Remedy

Correct the Page parameter value and resubmit the request.

7880

Message

GLOP %VSTR dependency depth exceeded.

Explanation

The error message is generated in any attempt to change data that has 4 levels of dependency already.

Generated By

Glop SPs

For Whom

End User.

Notes

None

Remedy

Let the dependencies are satisfied before submitting the request again.

7881

Message

GLOP parameter %VSTR value invalid.

Explanation

The error message is generated if any parameter value in Glop SPs is invalid.

Generated By

Glop SPs

For Whom

End User.

Notes

None

Remedy

Correct the parameter value and resubmit the request.

7882

Message

Data must exist for a read only GLOP.

Explanation

The error message is generated if NULL data is passed for read only glop in Glop_Add or Glop_Change SP.

Generated By

Glop SPs

For Whom

End User.

Notes

None

Remedy

Correct the parameter value and resubmit the request.

7883

Message

Invalid or incorrect usage or specification for parameter %VSTR.

Explanation

The error message is generated if there is an inconsistency in any of the parameter settings in Glop SPs.

Generated By

Glop SPs

For Whom

End User.

Notes

None

Remedy

Correct the parameter values and resubmit the request.

7884

Message

Sequence number or page number not increasing properly.

Explanation

The error message is generated if the sequence or page number in table input mode not increasing properly.

Generated By

Glop SPs

For Whom

End User.

Notes

None

Remedy

Correct the sequence or page number and resubmit the request.

7885

Message

Object %VSTR not a glop set.

Explanation

The error message is generated if the object given for Set_Name parameter in Glop SPs is not a Glop Set.

Generated By

Glop SPs

For Whom

End User.

Notes

None

Remedy

Correct the Set_Name name and resubmit the request.

7886

Message

Object %VSTR not a table.

Explanation

The error message is generated if the object given for Set_Name parameter in Glop SPs in table input mode is not a table.

Generated By

Glop SPs

For Whom

End User.

Notes

None

Remedy

Correct the Set_Name name and resubmit the request.

7887

Message

Glop Set and Association must be in the same database.

Explanation

The error message is generated if the Glop Set and the Association (XSP) are not in the same database.

Generated By

Glop SPs

For Whom

End User.

Notes

None

Remedy

Make sure Glop Set and XSP are in the same database and resubmit the request.

7888

Message

GLOP Map Index is in use.

Explanation

The error message is generated if there is a Glop already added at the given Index in the Glop Set.

Generated By

Glop SPs

For Whom

End User.

Notes

None

Remedy

Correct the Index parameter and resubmit the request.

7889

Message

Read only glop data %VSTR can not be referred in other glops.

Explanation

The error message is generated if read only glop data is referred in other glops.

Generated By

Glop SPs

For Whom

End User.

Notes

None

Remedy

Correct the request and resubmit.

7890

Message

GLOP page number exceeds the limit %VSTR.

Explanation

The error message is generated if glop page number exceeds the limit set in cufconfig gdo.

Generated By

Glop SPs

For Whom

End User.

Notes

None

Remedy

Correct the Page number and resubmit the request.

7891

Message

GLOP data length exceeds the maximum size %VSTR.

Explanation

The error message is generated if glop data length specified in Glop SP exceed the limit set in cufconfig gdo.

Generated By

Glop SPs

For Whom

End User.

Notes

None

Remedy

Correct the GLOP length and resubmit the request.

7892

Message

GLOP page number must start from one.

Explanation

The error message is generated if GLOP page number is not started from 1 for a GLOP.

Generated By

Glop SPs

For Whom

End User.

Notes

None

Remedy

Correct the Page number and resubmit the request.

7893

Message

Object %VSTR does not exist in Glop_Set table.

Explanation

The error message is generated if glop set name does not exist in DBCEExtension.Glop_Set table.

Generated By

Glop SPs

For Whom

End User.

Notes

None

Remedy

Correct the Set_Name parameter and resubmit the request.

7894

Message

%VSTR glop does not exist in GLOP set.

Explanation

The error message is generated if Type_g glop does not exist in glop set.

Generated By

Glop SPs

For Whom

End User.

Notes

None

Remedy

Correct the Type_g parameter and resubmit the request.

7895

Message

User %VSTR must be the creator or owner of the glop set %FSTR.

Explanation

The error message is generated if the current user is not the creator or owner of the glop set.

Generated By

Glop SPs

For Whom

End User.

Notes

None

Remedy

Correct the request and resubmit.

7896

Message

GLOP parameter %VSTR value invalid in table input mode.

Explanation

The error message is generated if Set_Name or Type_g parameter value in table input mode is invalid.

Generated By

Glop SPs

For Whom

End User.

Notes

None

Remedy

Correct the parameter value and resubmit the request.

7897

Message

No rows found in %VSTR.

Explanation

The error message is generated if there are no rows in the table given in table input mode.

Generated By

Glop SPs

For Whom

End User.

Notes

None

Remedy

Make sure there are rows in table and resubmit the request.

7898

Message

Data must exist for a read only GLOP.

Explanation

The error message is generated if NULL data is passed for 'R/W' or 'M' glops and Length is supplied as -1.

Generated By

Glop SPs

For Whom

End User.

Notes

None

Remedy

Correct the parameter value and resubmit the request.

7899

Message

Circular Dependencies are not allowed.

Explanation

The error message is generated if calling Glop_Change SP resulted in circular dependency in a glop set.

Generated By

Glop SPs

For Whom

End User.

Notes

None

Remedy

Make sure that Glop_Change SP call does not result in circular dependency and resubmit the request.

7900

Message

Cost profile name not in data dictionary.

Explanation

Cost profile name used to access OCES data dictionary tables is not in the database

Generated By

OCES cost profile access routines

For Whom

System Administrator

Notes

None

Remedy

Correct source of the missing name or create a profile with that name.

7901

Message

Cost profile Id value not in data dictionary.

Explanation

Cost profile Id. number used to access OCES data dictionary tables is not in the database

Generated By

OCES cost profile access routines

For Whom

System Administrator

Notes

None

Remedy

Correct source of missing Id. value or create a profile with that Id.

7902

Message

Internal error: Cost profile type name not in data dictionary.

Explanation

Cost profile type name used to access OCES data dictionary tables is not in the database

Generated By

Not currently used

For Whom

Internal

Notes

None

Remedy

Diagnose how invalid profile type name value was established. If incorrect in data dictionary, then fix it there and in any scripts that may have generated it.

7903

Message

Internal error: Cost profile type Id. not in data dictionary.

Explanation

Cost profile type Id. used to access OCES data dictionary tables is not in the database

Generated By

OCES management routines

For Whom

Internal

Notes

None

Remedy

Diagnose how invalid profile type id value was established. If incorrect in data dictionary, then fix it there and in any scripts that may have generated it.

7904

Message

Internal error: OCES startup error.

Explanation

OCES start-of-day initialization error

Generated By

Not currently used

For Whom

Internal

Notes

None

Remedy

Save relevant information and the dump, and contact your support representative

7905

Message

Internal error: OCES session initialization error.

Explanation

OCES session initialization error

Generated By

Not currently used

For Whom

Internal

Notes

None

Remedy

Save relevant information and the dump, and contact your support representative

7906

Message

Internal error: OCES fatal error.

Explanation

An internal OCES assumption or assertion failed.

Generated By

OCES Management Routines

For Whom

System Support Representative

Notes

This is not a user error

Remedy

Save relevant information and the dump, and contact your support representative

7907

Message

Spool tables contained %VSTR rows with compressed values.

Explanation

This warning is returned when the diagnostic CompressSpoolInfo is set.

Generated By

Dispatcher

For Whom

End user

Notes

None

Remedy

None, this is an informational message.

7908

Message

Cost profile name in user profile was not found; ignored.

Explanation

A user profile record (DBC.Profiles row) specified a cost profile name which was not found in the data dictionary.

Generated By

ctxlopa() when a session first logs on.

For Whom

System DBA

Notes

This is only a warning, session will be logged on with the system default profile.

Remedy

Modify the user profile CostProfName to have either a NULL or a valid profile name, or define a variable cost profile with the given name.

7909

Message

Conversion from %VSTR to CLOB is illegal.

Explanation

An illegal conversion between CLOB and another data type is attempted.

Generated By

Optimizer Module.

For Whom

End User.

Notes

None

Remedy

None.

7910

Message

Invalid invocation: %VSTR

Explanation

The error can be returned in the following cases: 1) Missing source table name reference in the function descriptor which can be: "\$INPUT1" or "\$INPUT2" or if aliased is: "\$AliasName". 2) Invalid source table name reference in the function descriptor 3) Cannot find the corresponding ON CLAUSE for the given source table name 4) Invalid tree structure encountered

Generated By

FPF modules.

For Whom

End User

Notes

None

Remedy

Fix the problem mentioned in the specific error message and resubmit the request

7934

Message

Assertion failed at %VSTR.

Explanation

This error occurs only if an inconsistency is detected by the optimizer. The %VSTR string will identify the file name and line number where the assertion failed. The text of the assertion will also be provided, if space is available.

Generated By

OPT/NEO modules.

For Whom

System Support Representative.

Notes

None

Remedy

Save all relevant information and the dump, and contact your support representative.

7947

Message

Only create/replace procedure allowed.

Explanation

Multi-TSR request received for non CREATE/REPLACE PROCEDURE SQL. From BTEQ this can be caused by compiling a file that doesn't contain only a single CREATE/REPLACE procedure statement.

Generated By

tspmain.c.

For Whom

End User.

Notes

None

Remedy

Submit only a single CREATE/REPLACE PROCEDURE statement via the Multi-TSR protocol.

7948

Message

A significant part of the password submitted contains a restricted word.

Explanation

A significant part of the password string submitted contains a common word that is on a restricted list.

Generated By

OpdCreDb, OpdModDb

For Whom

End User.

Notes

None

Remedy

Submit another password that does not contain the restricted word.

7949

Message

"%VSTR" not allowed in LOCK for DUMP/RESTORE statement.

Explanation

DSMain submits LOCK for DUMP/RESTORE for a not supported object. Currently, DBC objects are not allowed in Locking for Dump/Restore statement.

Generated By

RES modules.

For Whom

DBA.

Notes

None

Remedy

This error occurs when DSMain accidentally passes DBC objects to LOCK for Dump/Restore.

7960

Message

%VSTR cannot be revoked from user DBC.

Explanation

Role(s)/Map(s) cannot be revoked from user DBC.

Generated By

opdrvkr.c and opdrvkmap.c.

For Whom

End User.

Notes

None

Remedy

Re-submit the query without user DBC.

7961

Message

A triggered stored procedure can not contain BT, ET or COMMIT statements.

Explanation

A stored procedure called from a trigger can not contain BT, ET or COMMIT statements.

Generated By

Resolver

For Whom

End User.

Notes

None

Remedy

Remove BT, ET and COMMIT statements.

7962

Message

Java XSP and UDF is disabled because %VSTR.

Explanation

When GDO reading fails or GDO-JREPath is set to blank, no JRE is available, and thus JXSP/UDF operations like install jar, create jxsp and call jxsp, are disabled.

Generated By

PAR modules.

For Whom

End User.

Notes

None

Remedy

re-set UDF GDO field JREPath using cufconfig utility and make sure GDO can be read correctly. Resubmit the request.

7963

Message

The statement is not eligible to return a result set.

Explanation

Dynamic result sets are only allowed to be returned for SELECT and some other statements like SHOW TABLE.

Generated By

Par modules

For Whom

The stored procedure programmer

Notes

None

Remedy

Change the SP_return_result to indicate this request should not return a result set.

7965

Message

JAR file "%VSTR" either is corrupted, has invalid format, or uses absolute paths for its classes.

Explanation

The user is attempting to install (or replace with) an invalid jar. This error often occurs when the jar file either is not created correctly, has been corrupted, or uses absolute paths for its classes.

Generated By

PAR modules.

For Whom

End User.

Notes

None

Remedy

Correct the JAR file and validate its format using JAR utility. Resubmit the request.

7967

Message

"%VSTR" is not a Jar.

Explanation

The specified item is a table, view, macro, trigger, permanent journal, procedure, type or function and the context of the query returning the error requires the item to be a Jar.

Generated By

RES modules.

For Whom

End User.

Notes

None

Remedy

Correct the statement and resubmit the request.

7968

Message

The recipient of the result set does not support dynamic result sets.

Explanation

The stored procedure created a dynamic result set to return to the caller or client, but the caller or client does not support dynamic result sets.

Generated By

Par and Dis modules

For Whom

The stored procedure programmer

Notes

None

Remedy

Have the caller or client support dynamic result sets.

7969

Message

Invalid external name string option specified for Java XSP/UDF '%FSTR' because %VSTR.

Explanation

Java XSP/UDF tests whether the external name string is in the correct format. This error occurs on the Create/Replace Procedure or Create/Replace Function statement. This is also returned when the external name is beyond the 30 character limit. Additionally, if the external name is not specified then the procedure name is used. If this is greater than 30 characters, this error will be returned.

Generated By

PAR modules.

For Whom

End User.

Notes

None

Remedy

Correct the external name string in Create/Replace Procedure or Create/Replace Function statement and resubmit the request.

7970

Message

Create/Replace Java XSP/UDF passed an unacceptable signature. Correct the signature.

Explanation

Java XSP/UDF tests whether the signature in the external name string is acceptable or not. This error occurs on the Create/Replace Procedure or Create/Replace Function statement.

Generated By

PAR modules.

For Whom

End User.

Notes

None

Remedy

Correct the Create/Replace Procedure or Create/Replace Function statement to specify a correct signature and resubmit the request.

7971

Message

Jar "%VSTR" already exists

Explanation

The user tried to create a table, view, macro, trigger, procedure, function, or Jar, and a Jar with that name already existed. This error occurs on the call to the XSP SQLJ.Install_Jar.

Generated By

RES/OPD modules.

For Whom

End User.

Notes

None

Remedy

Examine the Teradata SQL statement and verify that the request is correct. Change the statement to specify a different name and resubmit the request.

7972

Message

Jar "%VSTR" does not exist.

Explanation

The user referenced a Jar that does not exist in the database.

Generated By

RES/OPD modules.

For Whom

End User.

Notes

None

Remedy

Check the spelling of the Jar. Check for the correct database name. Correct the request and resubmit it.

7973

Message

Invalid "locspec" option specified for JAR file "%VSTR".

Explanation

The user failed to supply the locspec argument to the SQLJ.Install_Jar XSP or SQLJ.Replace_Jar XSP in the correct format to install/replace a JAR on the system.

Generated By

RES/OPU modules.

For Whom

End User.

Notes

None

Remedy

Correct the statement and resubmit the request.

7974

Message

The privilege is not applicable to a Jar.

Explanation

The only applicable privilege is DROP PROCEDURE for a JAR object.

Generated By

RES/OPD modules.

For Whom

End User.

Notes

None

Remedy

Correct the statement and resubmit the request.

7975

Message

Can not execute XSP/UDF "%VSTR". Java Language is not supported on the system.

Explanation

The user is attempting to execute a Java XSP/UDF. The Java language is not supported on the system.

Generated By

RES modules.

For Whom

End User.

Notes

None

Remedy

Contact the Global Support Center.

7976

Message

Can not execute XSP/UDF "%VSTR". Java Language is not supported on the system hardware platform.

Explanation

The user is attempting to execute a Java XSP/UDF. The Java language is not supported on the 32 bit system hardware platform.

Generated By

RES modules.

For Whom

End User.

Notes

None

Remedy

Contact the Global Support Center.

7977

Message

"%VSTR" operation on "%FSTR" not allowed .

Explanation

The Drop/Alter/Grant/Revoke/Show operation is allowed only the Table Operator. It was attempted on a Constructor function, or Rename was attempted on either a Table Operator or Constructor function. This is not allowed.

Generated By

RES modules.

For Whom

End User.

Notes

None

Remedy

Try operation on Table Operator associated with the Constructor function.

7978

Message

Can not execute XSP/UDF "%VSTR". Java Language is not supported for non-protected execution mode on the system.

Explanation

The user is attempting to execute a Java XSP/UDF. The Java language is not supported for non-protected execution mode on the system.

Generated By

RES modules.

For Whom

End User.

Notes

None

Remedy

Contact the Global Support Center.

7979

Message

Can not execute XSP/UDF "%VSTR". Java Language is not supported on this Operating System.

Explanation

The user is attempting to execute a Java XSP/UDF.

Generated By

RES modules.

For Whom

End User.

Notes

None

Remedy

Submit the request on a different Operating System.

7980

Message

A JAVA method in the specified Jar which matches that in the EXTERNAL NAME clause was not found%VSTR.

Explanation

JavaPtest did not find the method matching that specified in the Create/Replace Procedure or Create/Replace Function statement in the specified Jar file.

Generated By

CUF modules.

For Whom

End User.

Notes

None

Remedy

Either correct the Create/Replace Procedure or Create/Replace Function statement to specify a JAVA method contained in the specified Jar file, or replace the specified Jar file with a version which contains the required JAVA method via a call to the XSP SQLJ.Replace_Jar, and resubmit the original request.

7981

Message

Reference to JAR "%VSTR" is not allowed in this context.

Explanation

This error occurs when a Jar is referenced in a DML statement. Jar objects are only used in conjunction with the Java language routines which reference them and so they are disallowed in all DML statements which would normally reference a table, view, or macro.

Generated By

RES modules.

For Whom

End User.

Notes

None

Remedy

Correct the statement and resubmit the request.

7982

Message

%VSTR operation is not allowed on a JAR.

Explanation

The user is attempting to perform a DML operation on a JAR object. As JAR objects are only used in conjunction with Java XSPs which use them, these operations are not allowed.

Generated By

RES modules.

For Whom

End User.

Notes

None

Remedy

Do not perform DML operations on a JAR. These types of operations can, however, be performed on a Java XSP.

7983

Message

XSP "%VSTR" does not exist in the SQLJ database.

Explanation

The user is attempting to call one of the built-in XSPs for Jar operations: SQLJ.Install_Jar, SQLJ.Replace_Jar, SQLJ.Remove_Jar, SQLJ.Alter_Java_Path, SQLJ.Redistribute_Jar. These XSPs are normally installed via a DIP script, but they are not found.

Generated By

RES modules.

For Whom

End User.

Notes

None

Remedy

Re-run the DIPSQLJ script to re-create these XSPs, then re-run the query.

7984

Message

Maximum number of Java XSPs/UDFs referencing one Jar has been exceeded.

Explanation

The user is attempting to create more Java XSPs/UDFs which reference a single Jar than permitted. There is a dynamic limit on how many Java XSPs/UDFs may reference one Jar; this is calculated when a new Java XSP/UDF is created.

Generated By

OPD modules.

For Whom

End User.

Notes

None

Remedy

Remove one or more Java XSPs/UDFs which reference the same Jar, or install a new Jar on the system which will be used by the next Java XSP/UDF.

7985

Message

Diagnostic BYPASS ACCESSRIGHTS not allowed if multiple users logged on.

Explanation

DIAGNOSTIC BYPASS ACCESSRIGHTS is used during the dictionary table conversion. It expects the current user to be DBC and the only user when the DBS control flag BypassAccessrights is ON.

Generated By

SYN modules.

For Whom

The DBA.

Notes

None

Remedy

Make sure there are no other users logged on.

7986

Message

Diagnostic BYPASS ACCESSRIGHTS not allowed if logons are enabled.

Explanation

DIAGNOSTIC BYPASS ACCESSRIGHTS is used during the dictionary table conversion. It expects logons to have been disabled or enabled for DBC when the DBS control flag BypassAccessrights is ON.

Generated By

SYN modules.

For Whom

The DBA.

Notes

None

Remedy

Make sure that logons are disabled.

7987

Message

Internal Error: Assertion violated in Optimizer

Explanation

This error occurs if an assertion failed in the costing or cardinality estimation subsystem of the optimizer.

Generated By

OPT modules.

For Whom

System Support Representative.

Notes

None

Remedy

Save all relevant information and the dump, and contact your support representative.

7988

Message

Internal Info: Assertion violated in Optimizer

Explanation

This error occurs if a recoverable assertion failed in the costing or cardinality estimation subsystem of the optimizer.

Generated By

OPT modules.

For Whom

System Support Representative.

Notes

None

Remedy

Save log information and contact your support representative.

7989

Message

Invalid operand for the %VSTR operator. The operand must have a Period data type that is comparable to the other operand.

Explanation

The operands of the PRECEDES || SUCCEDES || MEETS || CONTAINS operator must have a value of Period data type. Using of any other value other than Period data type is invalid.

Generated By

Parser.

For Whom

End User.

Notes

None

Remedy

Correct the operands to have value of Period data type and re-submit.

7990

Message

Invalid operands for the %VSTR operator. The operands must have comparable Period data types.

Explanation

The operands of the PRECEDES || SUCCEDES || MEETS || CONTAINS operator must have a value of Period data type and must be of comparable element type.

Generated By

Parser.

For Whom

End User.

Notes

None

Remedy

Correct the operands to have value of Period data type of comparable element type and re-submit.

7991**Message**

Invalid Period argument. Passing an argument corresponding to a parameter with lower precision is not allowed.

Explanation

A Period argument to an UDF, UDM, or XSP must have a precision that is less than or equal to the corresponding parameter's precision.

Generated By

Parser.

For Whom

End User.

Notes

None

Remedy

Correct the Period arguments in the statement or the parameters in the UDF , UDM, or XSP to have appropriate precisions and re-submit.

7992**Message**

Invalid input data for period. The beginning bound must be less than the ending bound.

Explanation

The input data parcel for a period contains a beginning bound greater than or equal to the ending bound resulting in an invalid period value.

Generated By

MOVEROW

For Whom

End User.

Notes

None

Remedy

Correct the period data in the data parcel and re-submit.

7993

Message

Invalid input data for period. The input data precision must not be greater than the described precision.

Explanation

The precision of the seconds value in the input data for a Period value is greater than the described precision of the Period data type. A time value cannot be converted to a time value of lower precision. For example, if the seconds value contains the data 53123456 (representing 53.123456) and the element type describes the precision as 3, this data is invalid. The last three numbers in the data must be zero. 53123000 is valid input for such a data description

Generated By

MOVEROW

For Whom

End User.

Notes

None

Remedy

Correct the described precision and re-submit.

7994

Message

Invalid Period arithmetic operation. One of the operands must be an Interval type.

Explanation

A Period operand must be added to or subtracted from only interval type.

Generated By

Parser modules.

For Whom

End User.

Notes

None

Remedy

Correct the Period arithmetic expression and re-submit.

8100

Message

Server not initialized.

Explanation

This error is generated by the table access server to indicate that the client task has not issued a Tbl_Init request. Since the Tbl_Init is not yet implemented, this error will not be returned in the current version.

Generated By

Not applicable.

For Whom

Not applicable.

Notes

None

Remedy

Not applicable.

8101

Message

The table handle is invalid.

Explanation

This error is generated when a client passes a non-existent or unallocated handle to any of the table services except Tbl_Open and Tbl_Init.

Generated By

TblServe

For Whom

Field engineer.

Notes

This is an internal error which should be handled by other procedures. It should not cause a restart or be reported to users.

Remedy

Contact your Support Representative.

8102

Message

Client does not own that handle.

Explanation

This error occurs when one task tries to access a table opened by another task.

Generated By

TblServe

For Whom

Field engineer.

Notes

This is an internal error which should be handled by other procedures. It should not cause a restart or be reported to users.

Remedy

Contact your Support Representative.

8103

Message

Out of client context blocks.

Explanation

The server task has exhausted the free client task context blocks available to it.

Generated By

TblServe

For Whom

Field engineer.

Notes

This is an internal error which should be handled by other procedures. It should not cause a restart or be reported to users.

Remedy

Contact your Support Representative.

8104

Message

Out of data control blocks.

Explanation

The server task has exhausted the free data control blocks available to it (too many tables are open).

Generated By

TblServe

For Whom

Field engineer.

Notes

This is an internal error which should be handled by other procedures. It should not cause a restart or be reported to users.

Remedy

Contact your Support Representative.

8105

Message

Request already pending.

Explanation

When using the request subsystem to access the table access server directly (without going through any of the canned, waited services), a request was made to a "handle" that already had a request pending. If multiple requests to the same table must be kept outstanding at once, the table must be opened multiple times.

Generated By

TblServe

For Whom

Field engineer.

Notes

This is an internal error which should be handled by other procedures. It should not cause a restart or be reported to users.

Remedy

Contact your Support Representative.

8106

Message

Database does not exist.

Explanation

The database specified in a Tbl_Open request does not exist.

Generated By

TblServe

For Whom

Field engineer.

Notes

This is an internal error which should be handled by other procedures. It should not cause a restart or be reported to users.

Remedy

Contact your Support Representative.

8107

Message

Table does not exist.

Explanation

The table specified in the Tbl_Open request does not exist. This could be caused by delivering the table server a database name that does not "own" the specified table.

Generated By

TblServe

For Whom

Field engineer.

Notes

This is an internal error which should be handled by other procedures. It should not cause a restart or be reported to users.

Remedy

Contact your Support Representative.

8109

Message

Table structure modified during Open.

Explanation

The dictionary for the table was modified by some user while a Tbl_Open request was being processed.

Generated By

TblServe

For Whom

Field engineer.

Notes

This is an internal error which should be handled by other procedures. It should not cause a restart or be reported to users.

Remedy

Contact your Support Representative.

8110

Message

Selects must specify an index.

Explanation

The Tbl_Select operation must specify an IndexId and a pointer to an index row.

Generated By

TblServe

For Whom

Field engineer.

Notes

This is an internal error which should be handled by other procedures. It should not cause a restart or be reported to users.

Remedy

Contact your Support Representative.

8111

Message

Specified index does not exist.

Explanation

The IndexId passed in Tbl_Select operations specifies a value larger than the number of indices created on the table.

Generated By

TblServe

For Whom

Field engineer.

Notes

This is an internal error which should be handled by other procedures. It should not cause a restart or be reported to users.

Remedy

Contact your Support Representative.

8112

Message

Secondary index is not unique.

Explanation

The specific secondary index specified in IndexId on Tbl_Select requests identifies a secondary index which is nonunique. Only unique secondary index selects will be supported. Currently, no secondary index selects are supported.

Generated By

Not used.

For Whom

No user.

Notes

None

Remedy

Contact your Support Representative.

8113

Message

No more data rows available.

Explanation

The nonunique primary index select has returned all the data it is going to. This is a warning that no more data is available to the client. This does not indicate that a row with a matching primary index could not be located. That condition is indicated by the standard ErrAmplInvalidKey. ErrTblEndOfData is not returned when the primary index is unique.

Generated By

TblServe

For Whom

Field engineer.

Notes

This is an internal error which should be handled by other procedures. It should not cause a restart or be reported to users.

Remedy

Contact your Support Representative.

8114

Message

Update is illegal.

Explanation

The Tbl_Update operation is not allowed on tables with secondary indices.

Generated By

TblServe

For Whom

Field engineer.

Notes

This is an internal error which should be handled by other procedures. It should not cause a restart or be reported to users.

Remedy

Contact your Support Representative.

8115

Message

Delete is illegal.

Explanation

The Tbl_Delete operation is not allowed on tables with secondary indices.

Generated By

TblServe

For Whom

Field engineer.

Notes

This is an internal error which should be handled by other procedures. It should not cause a restart or be reported to users.

Remedy

Contact your Support Representative.

8116

Message

Insert is illegal.

Explanation

The Tbl_Insert operation is not allowed on tables with secondary indices.

Generated By

TblServe

For Whom

Field engineer.

Notes

This is an internal error which should be handled by other procedures. It should not cause a restart or be reported to users.

Remedy

Contact your Support Representative.

8117

Message

Index or Row size is too big.

Explanation

The row passed to the table server on a Tbl_Select, Tbl_Update or Tbl_Insert operation contains too much data to be considered a valid row.

Generated By

TblServe

For Whom

Field engineer.

Notes

This is an internal error which should be handled by other procedures. It should not cause a restart or be reported to users.

Remedy

Contact your Support Representative.

8118

Message

Index or Row size is too small.

Explanation

The row passed to the server for Tbl_Select, Tbl_Insert or Tbl_Update operations contains too little data to be considered a valid row.

Generated By

TblServe

For Whom

Field engineer.

Notes

This is an internal error which should be handled by other procedures. It should not cause a restart or be reported to users.

Remedy

Contact your Support Representative.

8119

Message

An index field size is invalid.

Explanation

The size of a field involved in an index was not valid. For VARBYTE and VARCHAR fields, the size must be less than or equal to the maximum size of the field. For all other fields, the size must be identical.

Generated By

TblServe

For Whom

Field engineer.

Notes

This is an internal error which should be handled by other procedures. It should not cause a restart or be reported to users.

Remedy

Contact your Support Representative.

8120

Message

A field is null.

Explanation

A field which is defined as "NOT NULL" or a field which is involved in an index was passed as a NULL value to Tbl_Select or TblMvFld was asked to move data FROM the row returned by Tbl_Select and the field containing the data was null.

Generated By

TblServe, TblMvFld

For Whom

Field engineer.

Notes

This is an internal error which should be handled by other procedures. It should not cause a restart or be reported to users.

Remedy

Contact your Support Representative.

8121

Message

Field does not exist

Explanation

The field name specified in a call to TblLocat or TblMvFld does not exist.

Generated By

TblLocat, TblMvFld

For Whom

Field engineer.

Notes

This is an internal error which should be handled by other procedures. It should not cause a restart or be reported to users.

Remedy

Contact your Support Representative.

8122

Message

Not enough room to move that field.

Explanation

The size specified in a call to TblLocat or TblMvFld is not valid. VARCHAR and VARBYTE fields can be no larger than the maximum length permitted and all other fields must be exactly the maximum length.

Generated By

TbIMvFld

For Whom

Field engineer.

Notes

This is an internal error which should be handled by other procedures. It should not cause a restart or be reported to users.

Remedy

Contact your Support Representative.

8123

Message

Service disallowed when more select data is available.

Explanation

Tbl_Insert, Tbl_Update, Tbl_Delete and Tbl_Close operations are not allowed when a Tbl_Select has been initiated against a table with nonunique prime keys and the client has not done enough continuation Tbl_Selects to cause the server to return ErrTblEndOfData. New Tbl_Select operations (those specifying keys or row ids) are also disallowed.

Generated By

TblServe

For Whom

Field engineer.

Notes

This is an internal error which should be handled by other procedures. It should not cause a restart or be reported to users.

Remedy

Contact your Support Representative.

8124

Message

More rows are waiting to be selected.

Explanation

The client has issued a non-unique primary index select and the table driver has found more than one row. This return code is not intended as an error, but as an informational warning message.

Generated By

TblServe

For Whom

Field engineer.

Notes

This is an internal error which should never be seen in the field. It should not cause a restart to occur, nor should it be reported to end users.

Remedy

Contact your Support Representative.

8125

Message

Requested operation is not ReadOnly.

Explanation

Some operation other than TblSelect, TblRedist, TblDupHand or TblClose is not legal on tables opened with the TblOpt_ReadOnly option.

Generated By

TblServe

For Whom

Field engineer.

Notes

This is an internal error which should never be seen in the field. It should not cause a restart to occur, nor should it be reported to end users.

Remedy

Contact your Support Representative.

8126

Message

That select is not allowed.

Explanation

The Tbl_Select operation is not allowed on tables with nonunique primary indices when the TblOpt_MultiReq option is in effect.

Generated By

TblServe

For Whom

Field engineer.

Notes

This is an internal error which should be handled by other procedures. It should not cause a restart or be reported to users.

Remedy

Contact your Support Representative.

8127

Message

Table Server request completed.

Explanation

This is the error code returned by TblAwait to indicate that a Table Server request completed.

Generated By

TblAwait

For Whom

Field engineer.

Notes

This is an internal error which should be handled by other procedures. It should not cause a restart or be reported to users.

Remedy

Contact your Support Representative.

8128

Message

The table argument is invalid.

Explanation

This error is generated when a client passes an attached segment when none is expected by the specified operation or when a client does not pass an attached segment when the specified operation requires one.

Generated By

TblServe

For Whom

Field engineer.

Notes

This is an internal error which should be handled by other procedures. It should not cause a restart or be reported to users.

Remedy

Contact your Support Representative.

8129

Message

The table operation is invalid.

Explanation

This error is generated when a client passes an invalid operation to the table server

Generated By

TblServe

For Whom

Field engineer.

Notes

This is an internal error which should be handled by other procedures. It should not cause a restart or be reported to users.

Remedy

Contact your Support Representative.

8130

Message

Table server programming fault detected.

Explanation

The table server has detected a problem with one of it's internal context chains.

Generated By

TblServe

For Whom

Field engineer.

Notes

This is an internal error which indicates a problem with an internal context structure.

Remedy

Contact your Support Representative.

8145

Message

The USING clause sub-query must return all the same datatypes in the result set.

Explanation

This error indicates that the Table Operators USING clause sub query returned a result set with mutiple data types.

Generated By

resolver

For Whom

End Users.

Notes

None

Remedy

Change to sub query to return the same datatypes in the result set.

8199

Message

Feature not yet supported.

Explanation

The client request a service function that is not yet available.

Generated By

TblServe

For Whom

Field engineer.

Notes

This is an internal error which should be handled by other procedures. It should not cause a restart or be reported to users.

Remedy

Contact your Support Representative.

8200

Message

LSN to be inserted already exists

Explanation

Logon Sequence Number(LSN) to be inserted already exists.

Generated By

Hut Control Segment procedure HcsInLSN

For Whom

Support Representative.

Notes

None

Remedy

Contact your Support Representative.

8201

Message

TableId to be inserted already exists

Explanation

TableId to be inserted already exists.

Generated By

Hut Control Segment procedure HcsInTbl

For Whom

Customer Engineer.

Notes

None

Remedy

Contact your Support Representative.

8202

Message

Session# to be inserted already exists

Explanation

Session# to be inserted already exists.

Generated By

Hut Control Segment procedure HcsInSes

For Whom

Customer Engineer.

Notes

None

Remedy

Contact your Support Representative.

8203

Message

Too many concurrent Archive/Recovery users.

Explanation

A request to logon a user from the Archive/Recovery Utility cannot be serviced because the maximum number of concurrent Archive/Recovery Utility users is already logged onto the Teradata system. The maximum at any time is 100.

Generated By

Hut Control Segment procedure HcsInLsn

For Whom

End User.

Notes

None

Remedy

Wait until one or more Archive/Recovery Utility users logoff the Teradata system.

8204

Message

Session segment is out of space

Explanation

A request to add a Session # to the session segment was submitted but space could not be found in the session segment.

Generated By

Hut Control segment procedure HcsInSes.

For Whom

Customer Engineer.

Notes

None

Remedy

This is an internal error. Contact your Support Representative,

8205

Message

LSN not found in the HUT controls segment.

Explanation

Missing LSN during the transaction.

Generated By

Hut Control Segment Manager

For Whom

Customer Engineer.

Notes

None

Remedy

This is an internal error. Contact your Support Representative.

8206

Message

No more sessions can be added

Explanation

An attempt to add a session number when no more sessions can be added.

Generated By

Hut Control Segment procedure HcsInSes

For Whom

Customer Engineer.

Notes

None

Remedy

Contact your Support Representative.

8207

Message

Invalid access intent.

Explanation

This error is generated if a user attempts to access an object using an Archive/Recovery operation for which the user does not have appropriate access rights.

Generated By

Hut Control Segment procedure HcsAcChk

For Whom

End User

Notes

None

Remedy

The user must be granted the appropriate access rights in order to perform the requested operation, and then must issue the Archive/Recovery (HUT) software to perform the operation.

8208

Message

Invalid user identification.

Explanation

This error is generated if a user attempts to access an object using an Archive/Recovery request for which the user did not use the appropriate logon protocol.

Generated By

Hut Control Segment procedure HcsFdLSN

For Whom

End User

Notes

None

Remedy

The user must use the Archive/Recovery software (HUT) to perform Archive/Recovery operations. Any successful logon might become invalid if it is accidentally/explicitly aborted by a user via Teradata aborting facilities. The Archive/Recovery operations might be resubmitted.

8209

Message

Invalid Archive/Recovery session.

Explanation

This error is generated if a user attempts to access an object using an Archive/Recovery request with a session the user did not logon.

Generated By

Hut Control Segment procedure HcsFdLSN

For Whom

End User

Notes

None

Remedy

The user must use the Archive/Recovery software (HUT) to perform Archive/Recovery operations. Any logon session might become invalid if it is accidentally/explicitly aborted by a user via Teradata aborting facilities. The Archive/Recovery operations might be resubmitted.

8210

Message

Improperly formatted directed request.

Explanation

This error is generated if a directed request is improperly formatted or inconsistent.

Generated By

Various Hut Procedures.

For Whom

Support Representative/System Administrator.

Notes

None

Remedy

If this error is caused by the Host Utility Software, then it is a software error which should be documented and reported to your Support Representative. More likely, however, it is an attempt by some user-written software to utilize directed requests and should be viewed as an attempted security violation against the system.

8211

Message

Improperly formatted Restore Parcel.

Explanation

This error is generated if a restore parcel is improperly formatted and Hut software cannot make sense of the data.

Generated By

Hut Utility Procedure HutRdb.

For Whom

Support Representative/System Administrator.

Notes

None

Remedy

If this error is caused by the Host Utility Software, then it is a software error which should be documented and reported to your Support Representative. More likely, however, it is an attempt by some user-written software to utilize directed requests and should be viewed as an attempted security violation against the system.

8212

Message

Improperly formatted Build Parcel.

Explanation

This error is generated if a build parcel is improperly formatted and Hut software cannot make sense of the data.

Generated By

Hut Utility Procedure HutBld.

For Whom

Support Representative/System Administrator.

Notes

None

Remedy

If this error is caused by the Host Utility Software then it is a software error which should be documented and reported to your Support Representative. More likely, however, it is an attempt by some user-written software to utilize directed requests and should be viewed as an attempted security violation against the system.

8213

Message

Parcel flavor inconsistent w/ msg kind.

Explanation

This error is generated if a Hut parcel's flavor is inconsistent with the message kind in the system message header.

Generated By

Procedure AwtHUTHd.

For Whom

Support Representative/System Administrator.

Notes

None

Remedy

If this error is caused by the Host Utility Software then it is a software error which should be documented and reported to your Support Representative. More likely, however, it is an attempt by some user-written software to utilize directed requests and should be viewed as an attempted security violation against the system.

8214

Message

ROLLFORWARD recovery stopped.

Explanation

The Rollforward recovery was stopped because the table version number did not match the value recorded in the journal row images.

Generated By

Host Utilities.

For Whom

End User.

Notes

None

Remedy

If the table version number is different then this indicates a DDL change was applied to the table that is not reflected in the journal. When applying a DDL change to a table which has journaling, prior journal images may not be applied to that table unless the earlier version is restored. When the earlier version is restored, the rollforward will process all rows in the journal up to the DDL change. The rollforward will cease at that point. To continue the

rollforward, the user must reapply the DDL change and then repeat the rollforward operation. This will cause rollforward to skip the rows that were previously applied and to apply the ones which were created after the DDL change.

8215

Message

ROLLBACK recovery stopped.

Explanation

The Rollback recovery was stopped because the table version number did not match the value recorded in the journal row images.

Generated By

Host Utilities.

For Whom

End User.

Notes

None

Remedy

If the table version number is different then this indicates a DDL change was applied to the table that is not reflected in the journal. When applying a DDL change to a table which has journaling, prior journal images may not be applied to that table unless the earlier version is restored. When the earlier version is restored, the rollback will process all rows in the journal up to the DDL change. The rollback will cease at that point.

8216

Message

Recovery action stopped.

Explanation

The rollforward/rollback recovery was stopped because the table indicates it is either being fastloaded, multiloaded, restored, or rebuilt.

Generated By

Host Utilities.

For Whom

End User.

Notes

None

Remedy

If the table is being fastloaded, multiload, or restored, then complete the fastload, multiload or restore the table and then roll the table. If the table had recovery aborted or is in the table rebuild state, restore the table and then roll it.

8217

Message

Maximum number of tables exceeded.

Explanation

Number of tables being rolledforward/back exceeds the maximum number of tables allowed (Maximum number of tables is 3000).

Generated By

Host Utilities.

For Whom

End User.

Notes

None

Remedy

Resubmit the job with less than the maximum number tables.

8218

Message

Data table %DBID.%TVMID does not use the specified journal table.

Explanation

The data table specified does not use the journal table getting copied.

Generated By

Host Utilities.

For Whom

End User.

Notes

None

Remedy

Resubmit the job after correcting list of tables in the APPLY TO list.

8219

Message

Data table %DBID.%TVMID was not copied

Explanation

The specified data table was not copied and therefore may not be the subject of an APPLY TO list.

Generated By

Host Utilities.

For Whom

End User.

Notes

None

Remedy

Resubmit the job with correct list of data tables in the APPLY TO list.

8220

Message

An APPLY TO data table was not found.

Explanation

A table from the DBCAssociation table did not match the tables input by the user.

Generated By

Procedure STPAIt.

For Whom

Support Representative/System Administrator.

Notes

None

Remedy

This error should be documented and reported to your Support Representative.

8221

Message

Roll stopped. Copied table version mis-match

Explanation

The Rollforward/Rollback operation was stopped on the specified table because the version of the table when copied does not match its current version.

Generated By

Host Utilities.

For Whom

End User.

Notes

None

Remedy

If the table version number is different than what it was when copied, then a DDL operation was applied to the table after it was copied. Because of this, the copied journal images applied to that table may not be used for rollforward or rollback. In order to port DDL changes upon the table, it must be recopied. Applying the DDL change to the original and copied version of the tables is not sufficient.

8222

Message

Roll stopped. Data table not copied

Explanation

The Rollforward/Rollback operation was stopped because the data table being rolled is either doesn't exist or not a copied data table, but the journal table containing the images was copied.

Generated By

Host Utilities.

For Whom

End User.

Notes

None

Remedy

In order to Rollforward/Rollback the copied journal images, the data table also must be copied.

8223

Message

Table header is not for a Permanent Journal.

Explanation

The Archive Software will verify internal identifiers before restoring dictionary rows during a COPY or RESTORE operation. In this case, an identifier for a permanent journal table in one of the dictionary rows was found to have a table header on disk but the table header indicated it was NOT really a permanent journal table. Mostly likely cause of this error is either an internal inconsistency or a possible security violation attempt where the row was corrupted on the ARCHIVE tape.

Generated By

Host Utilities.

For Whom

End User.

Notes

None

Remedy

Verify first that you are following the proper Archive and Recovery procedures, that you are using the proper ARCHIVE data set for the operation that has not been tampered with, and that you are running compatible versions of Host and DBS software. If the problem persists, it should be documented and reported to your Support Representative.

8224

Message

Build action stopped.

Explanation

The Build action was stopped because the table indicates it is either being fastloaded, multiloaded or rebuilt.

Generated By

Host Utilities.

For Whom

End User.

Notes

None

Remedy

Complete the fastload, multiload or rebuild of the table. Build only applies to tables that were restored.

8225

Message

Missing checkpoint begin row.

Explanation

A checkpoint end row that has no associated checkpoint begin row was found while dumping the journal.

Generated By

HutJnlRd.

For Whom

Teradata FE.

Notes

None

Remedy

This indicates that the saved part of the permanent journal has been corrupted, possibly during down AMP recovery or journal rebuild. The journal cannot be dumped. Delete the saved journal to eliminate the problem.

8226

Message

Missing checkpoint end row.

Explanation

A checkpoint begin row that has no associated checkpoint end row was found while dumping the journal.

Generated By

HutJnlRd.

For Whom

Teradata FE.

Notes

None

Remedy

This indicates that the saved part of the permanent journal has been corrupted, possibly during down AMP recovery or journal rebuild. The journal cannot be dumped. Delete the saved journal to eliminate the problem.

8227

Message

Tables in the APPLY TO list were not copied

Explanation

No tables in the apply to list were copied and therefore may not be the subject of an APPLY TO list.

Generated By

StpAlt Amp procedure.

For Whom

End User.

Notes

None

Remedy

Resubmit the job with correct list of data tables in the APPLY TO list.

8228

Message

DBS software cannot convert this dictionary schema.

Explanation

DBS AMP software has not been upgraded to a level that allows it to restore data from the current archive because the format of system dictionary tables are inconsistent with the current system dictionary tables.

Generated By

HUTINR and HUTRDB Amp procedures and DSMain.

For Whom

End User.

Notes

None

Remedy

1) ANALYZE the archive to determine the "System Internal Format" number (if the number is NOT printed out, then try to determine the DBS software release level that created archive). FOR DSA, you can run the job with INFO logging level and look at the BARLog file to see the Source System Format. 2) Determine the current DBS software release level. 3) Contact software support to see if there is a level of DBS software that will allow you to restore this archive. There may or may not be.

8230

Message

Tried to re-hash data when table header in wrong state

Explanation

During a restore operation, it was discovered that the table header row was not properly set up to indicate the table was in a restore state that required re-hashing of the data. This is probably indicative of some kind of software error.

Generated By

HUTRDB Amp procedure.

For Whom

Support Representative/System Administrator.

Notes

None

Remedy

Contact software support and explain the scenario.

8231

Message

Tried to re-hash journal/index block

Explanation

During a restore operation, it was discovered that a block of either permanent journal or secondary index rows were sent to the DBS when re-hashing of the data was required. This is probably indicative of some kind of software error.

Generated By

HUTRDB Amp procedure.

For Whom

Support Representative/System Administrator.

Notes

None

Remedy

Contact software support and explain the scenario.

8232

Message

Cannot build re-hashed table with AMP off-line

Explanation

Non-fallback protected tables cannot be built when an AMP is off-line if the rows need to be re-hashed. Rows can be initially loaded but they cannot be properly re-hashed and sorted until all AMPs are up.

Generated By

HUTBLD Amp procedure.

For Whom

End User.

Notes

None

Remedy

The utility will report the error and skip to the next table to be processed. Later, you need to bring the bad AMP back on-line and perform an explicit BUILD NO FALLBACK operation.

8233

Message

Invalid table state for build sort request

Explanation

The table states among the AMPs are inconsistent when processing the build sort request. It happens when more than one AMP has been rebuilt before restore completed.

Generated By

Host Utilities.

For Whom

End User.

Notes

This is an error related to system administration. Someone might have rebuilt more than one AMP before the restore is complete.

Remedy

The build sort request cannot be processed. The user must restore the table from the beginning.

8234

Message

Restore cannot be restarted on Multiset table

Explanation

Restore will be aborted, if a restart occurs during a restore/copy of a MULTiset table when an archive and restore have either different hash buckets or different configuration.

Generated By

This error code is generated by HUTRDB Amp procedure.

For Whom

End User.

Notes

None

Remedy

The table for which this error is returned needs to be copied or restored from the beginning.

8235

Message

Journal Data migration is not supported when Source and Target Systems have different Row Formats.

Explanation

Journal data is used for Roll Forward operations after restore/copy. When Source and target systems have different row formats, journal data migration is not supported by DBS.

Generated By

HUTRDB module .

For Whom

End User.

Notes

None

Remedy

When source and target systems have different row formats, take full dump on source system and migrate to Target System. On target system empty journal tables will be created. As we are taking whole dump on source system, journal data is not required.

8236

Message

Cross Platform Migration is currently not supported.

Explanation

At present there is no support for RESTORE/COPY operations across platforms with hardware architectures having different endianness - for instance restoring a Little-endian Archive to a Big-endian target system. Hence any such migration attempt will not be permitted.

Generated By

hutinr

For Whom

End User

Notes

None

Remedy

Donot resubmit the RESTORE/COPY operation. Verify that you are running compatible versions of the host and DBS Software. If a COPY was attempted some new dummy tables could have been created and hence would require to be deleted manually.

8237

Message

Row on restore meets LOG WHERE condition.

Explanation

The row satisfies the LOG WHERE condition but is outside the restore delete scope.

Generated By

Stp

For Whom

End User

Notes

None

Remedy

Evaluate the row to determine if it should be merged into existing partitions.

8239

Message

Restore/Copy detected invalid condition for UDT: %FSTR %VSTR.

Explanation

This error is generated if the system determines that the UDT data archived with the table does not match the current system info or if there is a problem with the current definition of a UDT. VSTR will give an expanded explanation of the actual problem encountered by the system. There are few possibilities: . Archived UDT (UdtName) info in table header does not match Currently, the check is limited to the maximum length of the UDT data. . Type (UDT) is missing . Ordering is missing for a UDT . Transform is missing for a UDT . The system was unable to create a valid UDT instance. This situation could be due to the fact that the UDT library does not exist or that an entry point for the UDT (UDF/UDM) could not be found in the UDT library.

Generated By

hutinr, hutrdbr, hutrdbd.

For Whom

Support Representative/System Administrator.

Notes

None

Remedy

Contact software support and explain the scenario. Most likely the UDT definition has changed since the archive. Table in the archive is not usable and will not be restored unless the original UDT definition can be recreated.

8240

Message

Build cannot be restarted on a Multiset table.

Explanation

This error is returned when a build operation is restarted for a Multiset table. We currently do not have a way to keep information on which of duplicate rows in a Multiset table we were working on when interrupted during build phase and proceeding further may cause data integrity problem or DBS restart from a file system error.

Generated By

HUTBLD Amp procedure.

For Whom

End user.

Notes

None

Remedy

The table for which this error is returned needs to be dropped and then copied or restored from the beginning.

8241

Message

Improperly formatted directed request.

Explanation

The errors (8241-8257) are generated if a directed request is improperly formatted or inconsistent. The different error code values just allow support to isolate the source of the problem more quickly.

Generated By

Various AMP Procedures.

For Whom

Support Representative/System Administrator.

Notes

None

Remedy

Contact software support and explain the scenario.

8242

Message

Improperly formatted directed request.

Explanation

The errors (8241-8257) are generated if a directed request is improperly formatted or inconsistent. The different error code values just allow support to isolate the source of the problem more quickly.

Generated By

Various AMP Procedures.

For Whom

Support Representative/System Administrator.

Notes

None

Remedy

Contact software support and explain the scenario.

8243

Message

Illegal use or invalid sequence of parcels.

Explanation

This error indicates some of the Log Sequence Number flags are not properly set. The errors (8241-8257) are generated if a directed request is improperly formatted or inconsistent. The different error code values just allow support to isolate the source of the problem more quickly.

Generated By

Restore data block host utility step (hutrdh). Various AMP Procedures.

For Whom

Support Representative/System Administrator. Support Representative/System Administrator.

Notes

None

Remedy

Contact software support and explain the scenario. Contact software support and explain the scenario.

8244

Message

Illegal use or invalid sequence of parcels.

Explanation

This error indicates either Locating a Field header or Restoring process failure, while rows need rehashing or redistributing due to different configurations or different hash bucket sizes. The errors (8241-8257) are generated if a directed request is improperly formatted or inconsistent. The different error code values just allow support to isolate the source of the problem more quickly.

Generated By

Restore data block host utility step (hutrdh) or (u2urhdbk). Various AMP Procedures.

For Whom

Support Representative/System Administrator. Support Representative/System Administrator.

Notes

None

Remedy

Contact software support and explain the scenario. Contact software support and explain the scenario.

8245

Message

Internal error.

Explanation

Indicates an mmu error which has to be logged. The errors (8241-8257) are generated if a directed request is improperly formatted or inconsistent. The different error code values just allow support to isolate the source of the problem more quickly.

Generated By

Sanity-check and reformat a restore parcel (hutrfm2). Various AMP Procedures.

For Whom

Support Representative/System Administrator. Support Representative/System Administrator.

Notes

None

Remedy

Contact software support and explain the scenario. Contact software support and explain the scenario.

8246

Message

Improperly formatted directed request.

Explanation

The errors (8241-8257) are generated if a directed request is improperly formatted or inconsistent. The different error code values just allow support to isolate the source of the problem more quickly.

Generated By

Various AMP Procedures.

For Whom

Support Representative/System Administrator.

Notes

None

Remedy

Contact software support and explain the scenario.

8247

Message

Improperly formatted directed request.

Explanation

The errors (8241-8257) are generated if a directed request is improperly formatted or inconsistent. The different error code values just allow support to isolate the source of the problem more quickly.

Generated By

Various AMP Procedures.

For Whom

Support Representative/System Administrator.

Notes

None

Remedy

Contact software support and explain the scenario.

8248

Message

Internal error.

Explanation

Indicates an mmu error which has to be logged. The errors (8241-8257) are generated if a directed request is improperly formatted or inconsistent. The different error code values just allow support to isolate the source of the problem more quickly.

Generated By

Sanity-check and reformat a restore parcel (hutrfm1). Various AMP Procedures.

For Whom

Support Representative/System Administrator. Support Representative/System Administrator.

Notes

None

Remedy

Contact software support and explain the scenario. Contact software support and explain the scenario.

8249

Message

Improperly formatted directed request.

Explanation

The errors (8241-8257) are generated if a directed request is improperly formatted or inconsistent. The different error code values just allow support to isolate the source of the problem more quickly.

Generated By

Various AMP Procedures.

For Whom

Support Representative/System Administrator.

Notes

None

Remedy

Contact software support and explain the scenario.

8250

Message

Improperly formatted directed request.

Explanation

The errors (8241-8257) are generated if a directed request is improperly formatted or inconsistent. The different error code values just allow support to isolate the source of the problem more quickly.

Generated By

Various AMP Procedures.

For Whom

Support Representative/System Administrator.

Notes

None

Remedy

Contact software support and explain the scenario.

8251

Message

Internal error.

Explanation

Indicates the TOS VProc ID is wrong. The errors (8241-8257) are generated if a directed request is improperly formatted or inconsistent. The different error code values just allow support to isolate the source of the problem more quickly.

Generated By

Sanity-check and reformat a restore parcel (hutrfm1). Various AMP Procedures.

For Whom

Support Representative/System Administrator. Support Representative/System Administrator.

Notes

None

Remedy

Contact software support and explain the scenario. Contact software support and explain the scenario.

8252**Message**

Illegal use or invalid sequence of parcels.

Explanation

Indicates mismatch in identifiers of Parcel Hash function and DBS hash functions. The errors (8241-8257) are generated if a directed request is improperly formatted or inconsistent. The different error code values just allow support to isolate the source of the problem more quickly.

Generated By

Restore data block host utility step (hutrdh). Various AMP Procedures.

For Whom

Support Representative/System Administrator. Support Representative/System Administrator.

Notes

None

Remedy

Contact software support and explain the scenario. Contact software support and explain the scenario.

8253**Message**

Improperly formatted directed request.

Explanation

The errors (8241-8257) are generated if a directed request is improperly formatted or inconsistent. The different error code values just allow support to isolate the source of the problem more quickly.

Generated By

Various AMP Procedures.

For Whom

Support Representative/System Administrator.

Notes

None

Remedy

Contact software support and explain the scenario.

8254

Message

Illegal use or invalid sequence of parcels.

Explanation

Indicates that Feild header could be located but there is problem in the phase of restore operation. The errors (8241-8257) are generated if a directed request is improperly formatted or inconsistent. The different error code values just allow support to isolate the source of the problem more quickly.

Generated By

Build phase of tbl restore (hutbld). Various AMP Procedures.

For Whom

Support Representative/System Administrator. Support Representative/System Administrator.

Notes

None

Remedy

Contact software support and explain the scenario. Contact software support and explain the scenario.

8255

Message

Internal error.

Explanation

Indicates that the append monitor has not been allocated. The errors (8241-8257) are generated if a directed request is improperly formatted or inconsistent. The different error code values just allow support to isolate the source of the problem more quickly.

Generated By

Append foreign hashed rows to work table (hutrdhap). Various AMP Procedures.

For Whom

Support Representative/System Administrator. Support Representative/System Administrator.

Notes

None

Remedy

Contact software support and explain the scenario. Contact software support and explain the scenario.

8256

Message

Improperly formatted directed request.

Explanation

The errors (8241-8257) are generated if a directed request is improperly formatted or inconsistent. The different error code values just allow support to isolate the source of the problem more quickly.

Generated By

Various AMP Procedures.

For Whom

Support Representative/System Administrator.

Notes

None

Remedy

Contact software support and explain the scenario.

8257

Message

Improperly formatted directed request. Improperly formatted directed request.

Explanation

The above errors (8241-8257) are generated if a directed request is improperly formatted or inconsistent. The different error code values just allow support to isolate the source of the problem more quickly.

Generated By

Various AMP Procedures.

For Whom

Support Representative/System Administrator.

Notes

None

Remedy

Contact software support and explain the scenario.

8258

Message

Orphan dictionary row discarded for database %DBID in table DBC.%TVMID.,=%s

Explanation

This warning is generated during a recovery operation if an 'orphan' data row is found for DBC.TVFields, DBC.Indexes, DBC.TextTbl or DBC.Association for which there is no corresponding data row in DBC.TVM. In this situation the data row will be discarded and recovery will continue uninterrupted.

Generated By

Hut Insert Row procedure DoRowInsert

For Whom

End User

Notes

None

Remedy

This is a warning message. No response is required from the user.

8259

Message

Invalid table access.

Explanation

This error is generated if a user attempts to access a table object using an Archive/Recovery operation for which the user does not have appropriate access rights.

Generated By

Hut Control Segment procedure HcsAcCk2

For Whom

Software internal code.

Notes

None

Remedy

This error is for internal purposes and will not be returned to the user under the current implementation.

8260

Message

The header row of the table which is used for restoring archive in old release is missing.

Explanation

To restore the system table which has been restructured from previous release, DBS relies on knowing the old definition of that table. Unfortunately, this table is absent in the current system.

Generated By

HUTINR and HUTRDB Amp procedures.

For Whom

Support Representative.

Notes

None

Remedy

Determine which history table(s) is missing and re-create them. Note: These history tables were created in SYSINIT time or from the migration script.

8261

Message

Checksum error in the restore data block.

Explanation

HUTRBLK received from client caused checksum error.

Generated By

HUTRDB

For Whom

End User

Notes

None

Remedy

Check the connection and resubmit the job.

8263

Message

A character string inserted into dictionary field DBC.%TVMID.%FLDID would not convert to Unicode due to untranslatable characters.

Explanation

While performing a cross major release restore/copy, the DBS detects a dictionary column containing character(s) which don't convert to Unicode. The column will be temporarily assigned the following string containing a hexadecimal character literal of the first 30 bytes in the source string (from the old source table) causing the error: '?? - Conversion Error of: [hex_character_literal]'

Generated By

HUT routines

For Whom

End User

Notes

None

Remedy

User will need to replace bad data with good value by recreating the database object encountering the error.

8264

Message

Buffer size requested is invalid.

Explanation

This error is returned when ARCMAN has requested to dump a data block with a buffer size that is not valid. The buffer size requested must be at least 1048575 bytes.

Generated By

HUTGETRQ

For Whom

Support Representative.

Notes

None

Remedy

This is an internal error. Contact your Support Representative.

8267

Message

Operation not allowed: %DBID.%TVMID is in DSA restore pending state. ARC cannot build it explicitly.

Explanation

The specified table is in DSA restore pending state, ARC cannot build it. It only builds tables that are in ARC restore pending state."

Generated By

HUTBLD Amp procedure

For Whom

End user

Notes

None

Remedy

Restore the table.

8268

Message

Error exists when converting Graphic.

Explanation

To perform a cross major release restore/copy on a table contains graphic data. The graphic data will be converted into new internal form. DBS detects conversion error and the bad data will be given system assigned error graphic character.

Generated By

HUTRDB

For Whom

End User

Notes

None

Remedy

Replace the bad data with good data.

8269

Message

Rehashing is required.

Explanation

To perform a same hash function restore or copy operation, DBS determines rehashing will be required. The example will be the primary key of a table was changed.

Generated By

HUTRDB

For Whom

ASF2/ARC

Notes

None

Remedy

N/A

8270

Message

Trigger Dictionary Row discarded during copy.

Explanation

This warning is generated during a copy operation if a trigger data row is found. In this situation the data row will be discarded and copy will continue uninterrupted.

Generated By

Hut Insert Row procedure DoRowInsert

For Whom

ASF2/ARC

Notes

None

Remedy

N/A

8271

Message

Operation cannot be completed on the table. The operation needs to be restarted from the beginning.

Explanation

Internal error happened during an ARC operation. For example when trying to rollback online archive, the online archive subtable was not in the proper format. This can happen when the database is restarted while a non-unique secondary index is being sorted during the build phase.

Generated By

HUTBLD Amp procedure

For Whom

End user

Notes

None

Remedy

The operation needs to be restarted from the beginning. If the user is attempting a build operation, the table should be restored/copied from the beginning. The table is probably not in a state where it can be built properly.

8274

Message

TriggerCount field for table(s) is reset to zero.

Explanation

TriggerCount field in TVM row is reset to zero for the tables that are copied using ARC/COPY command. But there could be trigger(s) defined in other databases having subject table as the table being copied. This can happen when a table is copied back without dropping or a database is copied back without deleting. So this is a warning for the end-user to drop the existing trigger(s) defined on the table(s) before creating a new one.

Generated By

Hut Insert Row procedure DoRowInsert

For Whom

ASF2/ARC to be displayed to End User.

Notes

None

Remedy

Need to drop the triggers defined for the table(s) copied using ARC/COPY operation, before creating new trigger(s). For a table level copy operation, get the triggers information from dbc.triggerstbl by matching the tableid. For a database level copy operation, get the triggers information from dbc.triggerstbl by matching subjecttabdbaseid.

8275

Message

Restore/Copy Dictionary stopped because table definition is inconsistent between the backup and disk.

Explanation

The restore/copy dictionary request for selected partitions of a PPI table was stopped because there is a mismatch in DBC.TVM between one or more of the following table components on the dictionary backup and the entry on disk. The fields checked for consistency are: - No entry for the DataBaseId/TVMNameI in DBC.TVM on disk - TableId - TVMName - TableKind

Generated By

Insert dictionary rows during restore step (hutinr)

For Whom

End User.

Notes

None

Remedy

Corrective actions include: - Verify that the correct dictionary backup was specified. - Verify that a dictionary restore was performed successfully following significant DDL changes.

8276

Message

Restore/Copy Dictionary stopped because a significant change has occurred to the table since creation of the backup.

Explanation

The restore/copy dictionary request for selected partitions of a PPI table was stopped because a significant DDL change was applied to the table that is not reflected in the dictionary backup. This is detected by a mismatch in the DBC.TVM UtilVersion field of the dictionary backup and the entry on disk when these are both non-zero or, if they are both zero, a mismatch between the DBC.TVM Version field of the dictionary backup and the entry on disk. When non-zero, the UtilVersion is the highest version number of the table structure when a significant DDL change occurred.

Generated By

Insert dictionary rows during restore step (hutnr)

For Whom

End User

Notes

None

Remedy

Corrective actions include: - Verify that the correct dictionary backup was specified. - Verify that a dictionary restore was performed successfully following significant DDL changes. - Identify DDL changes that have been applied to the table since the backup.

8277

Message

Restore/Copy Dictionary stopped because DBC.DBCASSOCIATION is inconsistent between the backup and disk.

Explanation

The restore/copy dictionary request for selected partitions of a PPI table was stopped because there is a mismatch in one or more of the following components in DBC.DBCASSOCIATION between the dictionary backup and the entry on disk. The components checked for consistency are: - No entry for the TVMId in DBC.DBCASSOCIATION on disk - Original_DatabaseName - Original_DataBaseId - Original_TVMName1 -

Original_LogicalHostId - Original_TVMIId - Original_TableKind - Original_TVMName -
Original_UtilVersion

Generated By

Insert dictionary rows during restore step (hutinr)

For Whom

End User

Notes

None

Remedy

Corrective actions include: - Verify that the correct dictionary backup was specified. - Verify that a dictionary restore was performed successfully following significant DDL changes.

8278

Message

Restore/Copy Dictionary stopped because table's column definitions are inconsistent between the backup and disk.

Explanation

The restore/copy dictionary request for selected partitions of a PPI table was stopped because there is a mismatch in one or more of the following components in DBC.TVFIELDSD between the dictionary backup and the entry on disk. The components checked for consistency are: - No entry for the TableId in DBC.DBCTVFIELDSD on disk - FieldName - FieldId - FieldType - MaxLength - DefaultValue - DefaultValue1 - TotalDigits - DatabaseId - Compressible - CompressValue - CompressValueList - Entries on disk and not present on the backup - Entries on the backup and not present on disk

Generated By

Insert dictionary rows during restore step (hutinr)

For Whom

End User

Notes

None

Remedy

Corrective actions include: - Verify that the correct dictionary backup was specified. - Verify that a dictionary restore was performed successfully following significant DDL changes.

8279**Message**

Restore/Copy Dictionary stopped because table's primary index is inconsistent between the backup and disk.

Explanation

The restore/copy dictionary request for selected partitions of a PPI table was stopped because there is a mismatch in one or more of the following primary index components in DBC.INDEXES between the dictionary backup and the entry on disk. The components checked for consistency are: - No entry for the TableId in DBC.INDEXES on disk. - TableId - IndexNumber - UniqueFlag - FieldId - FieldPosition - IndexMode - Databaseld

Generated By

Insert dictionary rows during restore step (hutnr)

For Whom

End User

Notes

None

Remedy

Corrective actions include: - Verify that the correct dictionary backup was specified. - Verify that a dictionary restore was performed successfully following significant DDL changes.

8280**Message**

Restore/Copy Dictionary stopped because an IDENTITY column is inconsistent between the backup and disk.

Explanation

The restore/copy dictionary request for selected partitions of a PPI table was stopped because there is a mismatch in one or more of the following components in DBC.IDCOL between the dictionary backup and the associated entry on disk. The components checked for consistency

are: - No entry for the TableId in DBC.IDCOL on disk when there is an entry on the backup -
 Databaseld - TableId/Databaseld entry exists on disk but not on the backup

Generated By

Insert dictionary rows during restore step (hutinr)

For Whom

End User

Notes

None

Remedy

Corrective actions include: - Verify that the correct dictionary backup was specified. - Verify that a dictionary restore was performed successfully following significant DDL changes.

8281**Message**

PPI RANGE mismatch between the table header and the HUT control segment.

Explanation

The current PPI range restore operation request (located in the HUT control segment) is different from the restore operation in progress (as indicated in the table header). There is a mismatch in the PPI ranges.

Generated By

Restore data block host utility step (hutdtb)

For Whom

End User

Notes

None

Remedy

Corrective actions include: - Verify that the correct table restore job was restarted. - Verify that only 1 restore job is running concurrently for a given table.

8282

Message

Restore of selected partitions of a PPI table stopped because the table header is inconsistent between the backup and disk.

Explanation

The restore request for selected partitions of a PPI table was stopped because there is a mismatch in one or more components in field1 and field 5 of the table header on the backup and the table header on disk. The components checked for consistency are: - No table header on disk - formatversion - databaseid - structversion - utilversion - permjrnltbloid - tablekind - hashedtable - ddlchange - primarykeyidxid - rowformat

Generated By

Restore data block (hutrdp)

For Whom

End User

Notes

None

Remedy

Corrective actions include: - Verify that the correct restore was specified. - Verify that a table backup was performed successfully following significant DDL changes. - Run checktable utility at level 3 to identify possible table corruption.

8283

Message

Restore of selected partitions of a PPI table stopped because PPI information in the table header is inconsistent between the backup and disk.

Explanation

The restore request for selected partitions of a PPI table was stopped because there is a mismatch in one or more components in field 5 of the table header on the backup and the table header on disk. The components checked for consistency are: - Version - Platformtype - offsetofevlcode - lengthofevlcode

Generated By

Restore data block (hutrdp)

For Whom

End User

Notes

None

Remedy

Corrective actions include: - Verify that the correct restore was specified. - Verify that a table backup was performed successfully following significant DDL changes. - Run checktable utility at level 3 to identify possible table corruption.

8284

Message

Restore restart stopped because there is mismatch in selected partitions.

Explanation

The table is in the process of being restored because a field 4 exists in the table header. However, the selected partitions to be restored in field 4 does not match the selected partitions in the HUT control segment.

Generated By

Restore data block (hutrdp)

For Whom

End User, Customer Engineer

Notes

None

Remedy

Corrective actions include: - Verify that the correct restore was specified. - If a restore was submitted previously, verify that it completed successfully. - Contact your Support Representative.

8285

Message

Restore restart stopped because there is an error table mismatch.

Explanation

The table is in the process of being restored because a field 4 exists in the table header. However, the error table listed in the field 4 of the table header does not match the error table in the HUT control segment.

Generated By

Restore data block (hutrdp)

For Whom

End User

Notes

None

Remedy

Corrective actions include: - Verify that the correct restore was specified. - If a restore was submitted previously, verify that it completed successfully.

8286

Message

Restore restart stopped because the error table was not found.

Explanation

The restore is being restarted because the table header contains a field 4. However the error table was not found.

Generated By

Restore data block (hutrdp)

For Whom

End User

Notes

None

Remedy

Corrective actions include: - Determine if the error table was dropped unintentionally. - Verify that the correct restore was specified. - If a restore was submitted previously, verify that it completed successfully.

8287

Message

For a restore restart, the error table's table header field 4 is inconsistent with expected restart values.

Explanation

The restore is being restarted because the target table header contains a field 4. However validation of the associated error table's table header field 4 indicates it is inconsistent with a selected partitions restore for one or more of the following: - no field 4. - the field 4 does not indicate that this for a selected partitions restore. - the field 4 does not reference the targeted restore table.

Generated By

Restore data block (hutrdp)

For Whom

End User, Customer Engineer

Notes

None

Remedy

Corrective actions include: - Verify that the correct restore was specified. - If a restore was submitted previously, verify that it completed successfully. - Filer may be used to display the table header for the error table. - Contact your Support Representative.

8288

Message

The row uniqueness of a restored rowid was recalculated to a new value.

Explanation

The rowid's row uniqueness value of a restored row was recalculated because it collides with an existing row in the table. WARNING: PERMANENT JOURNAL CHANGE IMAGES CREATED BEFORE THE RESTORE MUST NOT BE USED FOR ROLLFORWARD OR ROLLBACK OPERATIONS FOLLOWING A RESTORE IN WHICH A ROWID'S ROW UNIQUENESS VALUE IS RECALCULATED. USE OF THESE IMAGES WILL RESULT IN DATA INTEGRITY PROBLEMS.

Generated By

Restore data block (hutrdp)

For Whom

End User

Notes

None

Remedy

Informative.

8289**Message**

ROLLFORWARD recovery stopped.

Explanation

The rollforward recovery was stopped because the PRIMARY DATA option and/or USE RESTORED JOURNAL option was not specified for a ROLLFORWARD associated with a restore of selected partitions.

Generated By

HUT Rollforward (hutrecvy)

For Whom

End User

Notes

None

Remedy

Re-submit the request with PRIMARY DATA and USE RESTORED JOURNAL options.

8290**Message**

ROLLBACK recovery stopped.

Explanation

The rollback recovery was stopped because the PRIMARY DATA option and/or USE RESTORED JOURNAL option was not specified for a ROLLBACK associated with a restore of selected partitions.

Generated By

HUT Rollback (hutrecvy)

For Whom

End User

Notes

None

Remedy

Re-submit the request with PRIMARY DATA and USE RESTORED JOURNAL options.

8291

Message

The PRIMARY DATA flag is not set.

Explanation

The PRIMARY DATA flag must be set when change journal rows are applied and the target table indicates PPI selected partitions. This is a DBS internal error.

Generated By

Recovery using Permanent Journals (jnlrecvy)

For Whom

Customer Engineer.

Notes

None

Remedy

Contact your Support Representative.

8292

Message

Change Journal row is outside restored partition ranges.

Explanation

The Change Journal rows are applied to the target table in which selected partitions were restored. All Change Journal rows for the target table are applied that is changes that fall both

inside and outside the selection partitions range. The primary index is updated but the secondary index rows are not updated. The secondary indexes will be inconsistent when change journal rows outside the selected partitions range are applied.

Generated By

Recovery using Permanent Journals (jnlrecvy)

For Whom

End User.

Notes

None

Remedy

Secondary indexes should be re-built when this message is returned.

8293

Message

Restore stopped because the error table is defined with too many columns.

Explanation

The restore request for selected partitions of a PPI table was stopped because the number of columns in the error table has exceeded the maximum internal DBS limit of 2560. The error table is defined with the following columns: - all columns of the target table being restored. - DBCErrorCode - DBCOldROWID

Generated By

Host utility service routines (hutsvc)

For Whom

System Support Representative.

Notes

None

Remedy

The DBS provides for additional columns beyond the user column limitation for internal DBS use. This appears to be an internal error. Save all relevant information and notify your support representative.

8294

Message

Restore stopped because the error table row size exceeded the maximum allowed.

Explanation

The restore request for selected partitions of a PPI table was stopped because the error table row size has exceeded the maximum internal DBS limit of 64768. Additional row space is allocated for the DBCErrCode and DBCOldROWID. The error table is defined with the following columns: - all columns of the target table being restored. - DBCErrCode - DBCOldROWID

Generated By

Host utility service routines (hutsvc)

For Whom

System Support Representative.

Notes

None

Remedy

The DBS internals provides additional row space beyond the user row size limitation. This appears to be an internal error. Save all relevant information and notify your support representative.

8295

Message

Restore stopped because block optimization is disabled. Unable to rebuild secondary indexes. Selected partition restore error table %DBID.%TVMID.

Explanation

Selected partition restore uses block optimization to restore NUSI and USI indexes. However this feature has been disabled by the user.

Generated By

Hut build process for data tables.

For Whom

End User

Notes

None

Remedy

The user must use DROP INDEX followed by CREATE INDEX to rebuild the NUSI and USI indexes.

8296

Message

Restore/Copy stopped because of inconsistent table header information.

Explanation

The field 4 of the error table and the associated restore target table are inconsistent. That is, when the target table does not yet have field 4, the error table does not exist or it does exist but already has field 4. This is an internal error.

Generated By

Hut Restore Data Block step (hutrdbr).

For Whom

Support Representative.

Notes

None

Remedy

Contact your Support Representative.

8297

Message

Selected partition restore error table %DBID.%TVMID.

Explanation

Identifies the error table referenced by the DBS for the BUILD statement.

Generated By

Process BUILD for data tables (hutbldd).

For Whom

ARCMAN.

Notes

None

Remedy

Informational.

8298

Message

Build statement error: HUTBLDCLR2 received out of sequence.

Explanation

This indicates a protocol error between the ARCMAN client and the DBS.

Generated By

Process BUILD for data tables (hutbldd).

For Whom

Support Representative.

Notes

None

Remedy

Contact your Support Representative.

8299

Message

Out of segments for partitions.

Explanation

A request to add another dump partition to the partition segment failed because there are no more partition segments.

Generated By

Hut Split table (hutstbl).

For Whom

Support Representative.

Notes

None

Remedy

This is an internal error. Contact your Support Representative.

8500

Message

Object not found.

Explanation

A large object access routine has indicated that a requested object does not exist.

Generated By

lobOpen

For Whom

Site support representative.

Notes

This is a normal return code from lobOpen. If this code is reported in a system event, it means that it was unexpected in the context in which it occurred and indicates an AMP software malfunction.

Remedy

Contact your System Representative.

8501

Message

LOB end of data encountered.

Explanation

A large object access routine has indicated that the end of data was encountered.

Generated By

lobRead, lobSeek

For Whom

Site support representative.

Notes

This is a normal return code from the LOB access routines. If this code is reported in a system event, it means that it was unexpected in the context in which it occurred and indicates an AMP software malfunction.

Remedy

Contact your System Representative.

8502

Message

LOB context record state is invalid

Explanation

An invalid context record was passed to a LOB access routine.

Generated By

lobRead, lobSeek, lobAppend, lobAppendSeg

For Whom

Site support representative.

Notes

This error indicates an AMP software malfunction.

Remedy

Contact your System Representative.

8503

Message

Invalid LOB ID

Explanation

A malformed LOB identifier was passed to lobCreate.

Generated By

lobCreate

For Whom

Site support representative.

Notes

This error indicates an AMP software malfunction.

Remedy

Contact your System Representative.

8504

Message

LOB ID already exists

Explanation

An object with the specified ID could not be created because the LOB identifier already exists.

Generated By

lobCreate

For Whom

Site support representative.

Notes

This error indicates a database software malfunction.

Remedy

Contact your System Representative.

8505

Message

LOB ID could not be generated

Explanation

A unique LOB identifier could not be generated because there are no more unused IDs for the specified key.

Generated By

lobCreate

For Whom

Site support representative or customer.

Notes

A LOB identifier is composed of a key based on the primary index of the table and an additional 16 bits for uniqueness. This error indicates that all the possible uniqueness values are currently in use. It could occur if the table that contains the LOB column has more than 65534 rows with the same primary row hash value.

Remedy

Redesign the table so that its primary index has fewer rows with the same primary index value.

8520

Message

LOT OK: this error code should not be returned or logged

Explanation

This error code should not have been returned or logged; it is reserved for future use.

Generated By

lotimpl.c

For Whom

Site support representative.

Notes

This error code is reserved to report the success of a sanity check of a lot object; it is neither returned nor logged at this time.

Remedy

Contact your System Representative.

8521

Message

LOT received an unexpected error code from a PDE service call

Explanation

A PDE service returned an unexpected error code.

Generated By

lotimpl.c

For Whom

Site support representative.

Notes

This error code is reserved to report the failure of a PDE service request. Currently all such failures log a more specific error; this code is neither returned nor logged at this time.

Remedy

Contact your System Representative.

8522

Message

LOT could not allocate a PDE mailbox

Explanation

A PDE mailbox could not be allocated.

Generated By

lotimpl.c

For Whom

Site support representative.

Notes

An attempt to get a transient mailbox failed.

Remedy

Contact your System Representative.

8523

Message

LOT could not allocate or did not receive a scratch segment

Explanation

Either a PDE scratch segment could not be allocated or a required scratch segment was not received.

Generated By

lotimpl.c

For Whom

Site support representative.

Notes

Either an attempt to get a scratch segment failed, or a scratch segment was not received by the dispatcher when a worker sent data from a file system segment.

Remedy

Contact your System Representative.

8524

Message

LOT was passed a null buffer pointer

Explanation

LotWrite expected a pointer to a data buffer but was passed null.

Generated By

lotimpl.c

For Whom

Software developers.

Notes

This test is made to find simple coding errors during software development and is not expected to fail in production.

Remedy

Contact your System Representative.

8525

Message

LOT was passed a length or size which was out of range

Explanation

Either a length or size was less than zero or greater than the maximum value allowed.

Generated By

lotimpl.c

For Whom

Software developers.

Notes

These tests are made to find simple coding errors during software development and are not expected to fail in production.

Remedy

Contact your System Representative.

8526

Message

LOT could not perform a function because of the endpoint state

Explanation

A requested function could not be performed because of the state of the endpoint object; e.g., an object which is opened to send data cannot be used to receive data.

Generated By

lotimpl.c

For Whom

Software developers.

Notes

These tests are made to find simple coding errors during software development and are not expected to fail in production.

Remedy

Contact your System Representative.

8527

Message

LOT got an unexpected return code sending a PDE message

Explanation

A PDE message transmit service returned an error.

Generated By

lotimpl.c

For Whom

Site support representative.

Notes

None.

Remedy

Contact your System Representative.

8528

Message

LOT was passed a zero or negative length

Explanation

LotWrite expected a positive data buffer length but was passed zero or a minus value.

Generated By

lotimpl.c

For Whom

Software developers.

Notes

This test is made to find simple coding errors during software development and is not expected to fail in production.

Remedy

Contact your System Representative.

8529

Message

LOT expected an open operation code in the record

Explanation

A call to LotOpen passed in a LotRec structure with an unexpected value for the operation code.

Generated By

lotimpl.c

For Whom

Software developers.

Notes

This test is made to find simple coding errors during software development and is not expected to fail in production.

Remedy

Contact your System Representative.

8530

Message

LOT got an unexpected return code receiving a PDE message

Explanation

A PDE message receive service returned a code which was neither ok nor indicative of a timeout.

Generated By

lotimpl.c

For Whom

Site support representative.

Notes

None.

Remedy

Contact your System Representative.

8531

Message

LOT got an unexpected operation code in the record

Explanation

LOT was supplied with a LotRec structure containing an unexpected value for the operation code.

Generated By

lotimpl.c

For Whom

Software developers.

Notes

The record structure was either received from the PDE message subsystem or supplied by LotRecSeg. The receive side checks for data and stop, the sender side checks for acknowledgements and stop.

Remedy

Contact your System Representative.

8532

Message

LOT got an unexpected return code sending a PDE record

Explanation

A PDE message send record service returned an error.

Generated By

lotimpl.c

For Whom

Site support representative.

Notes

This can occur when LotSend sends a timeout record, when LotClose sends an end-of-data with no segment, and when LotReceive sends an acknowledgement.

Remedy

Contact your System Representative.

8533

Message

LOT received too many segments to hold in its receive queue

Explanation

LOT detected a receive overrun condition.

Generated By

lotimpl.c

For Whom

LOT software developers.

Notes

LOT maintains a queue of segments in a receive endpoint (for buffering and message ordering); acknowledgements are used to throttle the sender, preventing overruns. Something in this logic is not working.

Remedy

Contact your System Representative.

8534

Message

LOT was passed a null record pointer

Explanation

LotRecSeg expected a pointer to a LotRec structure but was passed null.

Generated By

lotimpl.c

For Whom

Software developers.

Notes

This test is made to find simple coding errors during software development and is not expected to fail in production.

Remedy

Contact your System Representative.

8535

Message

LOT was passed a record with an invalid operation code

Explanation

LotRecSeg was passed a LotRec structure which contained an invalid operation code.

Generated By

lotimpl.c

For Whom

Software developers.

Notes

None.

Remedy

Contact your System Representative.

8536

Message

LOT got an acknowledgement with a negative queue length

Explanation

A send-side service encountered an acknowledgement with a negative queue length.

Generated By

lotimpl.c

For Whom

LOT software developers.

Notes

None.

Remedy

Contact your System Representative.

8537

Message

LOT could not close an endpoint because of its state

Explanation

A LotClose function could not be performed because the endpoint had queued segments or had not received an end-of-data indication.

Generated By

lotimpl.c

For Whom

Software developers.

Notes

These tests are made to find simple coding errors during software development and are not expected to fail in production.

Remedy

Contact your System Representative.

8538

Message

LOT was passed a null system message header pointer

Explanation

LotOpen expected a pointer to a system message header but was passed null.

Generated By

lotimpl.c

For Whom

Software developers.

Notes

This test is made to find simple coding errors during software development and is not expected to fail in production.

Remedy

Contact your System Representative.

8539

Message

LOT send was called with a null segment pointer

Explanation

LotSend expected a pointer to either a file system segment or a scratch segment but both were null.

Generated By

lotimpl.c

For Whom

Software developers.

Notes

These tests are made to find simple coding errors during software development and are not expected to fail in production.

Remedy

Contact your System Representative.

8540

Message

LOT send was passed a null descriptor pointer

Explanation

LotSend expected a pointer to a descriptor structure but was passed null.

Generated By

lotimpl.c

For Whom

Software developers.

Notes

This test is made to find simple coding errors during software development and is not expected to fail in production.

Remedy

Contact your System Representative.

8541

Message

LOT send was passed conflicting values in the descriptor

Explanation

LotSend found an inconsistency in the passed descriptor structure.

Generated By

lotimpl.c

For Whom

Software developers.

Notes

These tests are made to find simple coding errors during software development and are not expected to fail in production. One of the following requirements was not met: exactly one segment address; a buffer address; the buffer is in the segment; any buffer, header, or trailer address has a corresponding length; header plus trailer lengths do not exceed the maximum; lengths are not negative.

Remedy

Contact your System Representative.

8542

Message

LOT write can accept more data from the client

Explanation

LotWrite has room for more client data.

Generated By

lotimpl.c

For Whom

Software developers.

Notes

This is a status code; it should not be logged.

Remedy

Contact your System Representative.

8543

Message

LOT got an unexpected return code discarding a scratch segment

Explanation

The PDE segment discard service returned an error.

Generated By

lotimpl.c

For Whom

Site support representative.

Notes

None.

Remedy

Contact your System Representative.

8544

Message

LOT got an unexpected return code discarding a scratch segment

Explanation

The PDE segment discard service returned an error.

Generated By

lotimpl.c

For Whom

Site support representative.

Notes

None.

Remedy

Contact your System Representative.

8545

Message

LOT got an unexpected return code freeing a transient mailbox

Explanation

The PDE message put-box service returned an error.

Generated By

lotimpl.c

For Whom

Site support representative.

Notes

None.

Remedy

Contact your System Representative.

8546

Message

LOT was passed a null endpoint object pointer

Explanation

A LOT service expected a pointer to an endpoint object but was passed null.

Generated By

lotimpl.c

For Whom

Software developers.

Notes

This test is made to find simple coding errors during software development and is not expected to fail in production.

Remedy

Contact your System Representative.

8547

Message

LOT was passed a invalid PDE message mailbox address

Explanation

A LOT open service was passed a mailbox address structure with an invalid address class.

Generated By

lotimpl.c

For Whom

Software developers.

Notes

This test is made to find simple coding errors during software development and is not expected to fail in production.

Remedy

Contact your System Representative.

8548

Message

LOT could not stop the connection service

Explanation

LotStop could not be performed on the endpoint.

Generated By

lotimpl.c

For Whom

Software developers.

Notes

A receiver cannot stop a connection until it has invoked LotRecSeg or LotReceive with the endpoint object; the mailbox address of the remote endpoint is not known until then.

Remedy

Contact your System Representative.

8549

Message

LOT received or was passed a record with an invalid signature

Explanation

The last word in the record was invalid.

Generated By

lotimpl.c

For Whom

Software developers.

Notes

This test is made to find truncation errors during software development and is not expected to fail in production.

Remedy

Contact your System Representative.

8550

Message

LOT open is returning a record

Explanation

LotOpen is returning a record to be sent to the remote task and passed to open the other endpoint of this connection.

Generated By

lotimpl.c

For Whom

Software developers.

Notes

This is a status code; it should not be logged.

Remedy

Contact your System Representative.

8551

Message

LOT receive is returning data

Explanation

LotReceive is returning a scratch segment containing data.

Generated By

lotimpl.c

For Whom

Software developers.

Notes

This is a status code; it should not be logged.

Remedy

Contact your System Representative.

8552

Message

LOT receive has returned the last byte of data

Explanation

LotReceive has returned the last byte of data.

Generated By

lotimpl.c

For Whom

Software developers.

Notes

This is a status code; it should not be logged.

Remedy

Contact your System Representative.

8553

Message

LOT has timed out waiting for an out-of-order segment

Explanation

LotRecSeg or LotReceive timed out waiting for an out-of-order segment.

Generated By

lotimpl.c

For Whom

Software developers.

Notes

This may be a recoverable situation; the caller can retry or terminate the operation.

Remedy

Contact your System Representative.

8554

Message

LOT has stopped a connection as requested by a caller

Explanation

LotStop has been called and the connection has been stopped.

Generated By

lotimpl.c

For Whom

Software developers.

Notes

This is a status code; it should not be logged.

Remedy

Contact your System Representative.

8555

Message

LOT was passed a null group identifier

Explanation

LotOpenForDupeFromAmp received invalid (null) value for group id, link channel id, or last to signal channel id.

Generated By

lotimpl.c

For Whom

Software developers.

Notes

This is a status code alias for ERRLOTNOGRP; it should not be logged.

Remedy

Contact your System Representative.

8556

Message

LOT was passed a null last-channel identifier

Explanation

LotOpenForDupeFromAmp received invalid (null) value for group id, link channel id, or last to signal channel id.

Generated By

lotimpl.c

For Whom

Software developers.

Notes

This is a status code alias for ERRLOTNOLAST; it should not be logged.

Remedy

Contact your System Representative.

8557

Message

LOT was passed a null link-channel identifier

Explanation

LotOpenForDupeFromAmp received invalid (null) value for group id, link channel id, or last to signal channel id.

Generated By

lotimpl.c

For Whom

Software developers.

Notes

This is a status code alias for ERRLOTNOLINK; it should not be logged.

Remedy

Contact your System Representative.

8558

Message

LOT could not link a PDE mailbox to a channel

Explanation

Invalid channel id passed to chnlink.

Generated By

lotimpl.c

For Whom

Software developers.

Notes

This is a status code alias for ERRLOTCHNLINK; it should not be logged.

Remedy

Contact your System Representative.

8559

Message

LOT could not signal on a PDE channel

Explanation

Invalid channel id passed to chnsignal.

Generated By

lotimpl.c

For Whom

Software developers.

Notes

This is a status code alias for ERRLOTCHNSIGNAL; it should not be logged.

Remedy

Contact your System Representative.

8560

Message

LOT could not unlink a PDE mailbox from a channel

Explanation

Invalid channel id passed to msgchnunlink.

Generated By

lotimpl.c

For Whom

Software developers.

Notes

This is a status code alias for ERRLOTCHNUNLINK; it should not be logged.

Remedy

Contact your System Representative.

8561

Message

LOT record did not belong to the endpoint

Explanation

LotRecSeg called by dispatcher with invalid LOT object.

Generated By

lotimpl.c

For Whom

Software developers.

Notes

None

Remedy

Contact your System Representative.

8570

Message

Snapshot not found.

Explanation

An AMP snapshot services routine indicated that a requested snapshot does not exist.

Generated By

AMP snapshot services

For Whom

Site support representative.

Notes

This is an internal diagnostic that, if reported in a log event, indicates an internal logic error.

Remedy

Contact your System Representative.

8571

Message

Snapshot already exists.

Explanation

An AMP snapshot services routine indicated that a snapshot for a specified table already exists.

Generated By

AMP snapshot services

For Whom

Site support representative.

Notes

This is an internal diagnostic that, if reported in a log event, indicates an internal logic error.

Remedy

Contact your System Representative.

8572

Message

Maximum snapshot log limit exceeded.

Explanation

An AMP snapshot services routine indicated that the system limit for maximum snapshot logs has exceeded.

Generated By

AMP snapshot services

For Whom

End user, system administrator.

Notes

A system limit on the number of tables that may have snapshot logs at one time has been exceeded.

Remedy

Check for online archive operations that may not have terminated successfully. Stop any unneeded logging using the LOGGING ONLINE ARCHIVE OFF statement.

9000

Message

Operation not allowed: the target table is being online archived.

Explanation

A request to restore/rollforward/rollback/archive the target table while it is currently in the middle of another online archive job.

Generated By

Hut Control Segment procedure HcsInTbl

For Whom

End User

Notes

Online Archive places NO lock on the target table.

Remedy

Corrective actions include: - Verify that the restore/rollforward/rollback job is not submitted on the table that is in the middle of online archive job. - Verify that only 1 online archive job is running concurrently for a given table.

9001

Message

Operation not allowed: the target table is being restored.

Explanation

A request to online archive the target table while it is currently in the middle of a restore/rollforward/rollback job.

Generated By

Hut Control Segment procedure HcsInTbl

For Whom

End User

Notes

Online Archive places NO lock on the target table. This scenario could happen if the target table is logging active and a job to archive the table right after its preceding restore/rollforward/rollback job on the same table.

Remedy

Corrective actions include: - Verify that no online archive job is running concurrently with a restore/rollforward/rollback job for a given table.

9011

Message

Table being Archived/Restored/Copied was dropped by some other transaction.

Explanation

The table that is being Archived/Restored/Copied has been dropped by some other transaction. This can happen when the HUT Lock is released using RELEASE LOCK statement allowing for Drop Table or if the job is an Online Archive. The object cannot be restored.

Generated By

ModifyTblHdr.

For Whom

End Users.

Notes

None

Remedy

This is a user error. User must not release the HUT LOCK and drop table while Arc/Restore/Copy is in progress.

9012

Message

Operation skipped due to the table/index has containing down regions or was marked down.

Explanation

The table/index that is being Archived has containing down regions or if any of its data or index subtables are marked down. The dump operation will skip.

Generated By

HUT.

For Whom

End Users.

Notes

None

Remedy

Corrective actions include: - Run checktable utility at level 3 to identify possible table corruption. - Repair the down regions or reset the down status of the table/index or, - Restore the down table/index status before archive operation.

9013

Message

Invalid alternate parcel header sent by host.

Explanation

This error is returned for following cases: 1) ARCMAN needs to use the Alternate Parcel Header (APH) in 13.1. If no HUT request is sent by client using the APH, this error is returned. 2) The alternate parcel header has 2 reserved bytes following the parcel flavor that must be set to 0. If this is a non zero value, this error is reported.

Generated By

HUT subsystem.

For Whom

Support Representative.

Notes

None

Remedy

Ensure that the ARCMAN software is compatible with the DBS ARCMAN must submit all requests using the alternate parcel header format or handle the error code received.

9014

Message

Journal Data migration is not supported when the source system is from an older release.

Explanation

Journal data is used for Roll Forward operations after restore/copy. When the source data was generated from previous major release, journal data migration is not supported by DBS.

Generated By

HUTRDB module .

For Whom

End User.

Notes

None

Remedy

When the source data was archived from previous major release, take full dump on source system and migrate to Target System. On target system empty journal tables will be created. As we are taking whole dump on source system, journal data is not required.

9015

Message

Invalid variable length object name in parcel.

Explanation

Object names in some HUT parcels are referenced using an offset and length to a variable length area at the end of the parcel. This error is returned for the following inconsistencies.

1) The length of the object name sent by ARCMAN is greater than the maximum length expected (120 bytes as of release 13.1). 2) The offset plus length of the object name sent by ARCMAN is greater than the parcel length. As of release 13.1, the following parcels may encounter this error: PCLHUTINSROW PCLHUTEVT PCLHUTRECVY

Generated By

HUT subsystem.

For Whom

Support Representative.

Notes

None

Remedy

Ensure that the ARCMAN software is compatible with the DBS.

9016

Message

Invalid variable length dataset name in parcel.

Explanation

Dataset names in some HUT parcels are referenced using an offset and length to a variable length area at the end of the parcel. This error is returned for the following inconsistencies.

1) The length of the dataset name sent by ARCMAN is greater than the maximum length expected (176 bytes as of release 13.1). 2) The offset plus length of the dataset name sent by ARCMAN is greater than the parcel length. As of release 13.1, the following parcels may encounter this error: PCLHUTINSROW PCLHUTEVT PCLHUTRECVY

Generated By

HUT subsystem.

For Whom

Support Representative.

Notes

None

Remedy

Ensure that the ARCMAN software is compatible with the DBS.

9017

Message

RepGroup row discarded during restore.

Explanation

This warning is generated during a restore operation if a DBC.RepGroup row is found in the archive file. In this situation the row will be discarded and restore will continue uninterrupted.

Generated By

This warning code is generated by HUTRDB Amp procedure.

For Whom

End User.

Notes

None

Remedy

Informational.

9018

Message

Restore/Copy detected invalid Algorithmic Compression/Decompression UDF: %FSTR %VSTR.

Explanation

This error is generated if the system determines that the Algorithmic Compression/Decompression UDF specified in the table archive does not match the current system info. VSTR will give the name of the UDF.

Generated By

HUT

For Whom

Support Representative/System Administrator.

Notes

None

Remedy

Contact software support and explain the scenario. Most likely the UDF does not exist on the target system. Table in the archive is not usable and will not be restored unless the original UDF definition can be created.

9019

Message

Restore/Copy detected invalid Server Table Operator: %FSTR %VSTR.

Explanation

This error is generated if the system determines that the Table Operator specified in the table archive does not match the current system info. VSTR will give the name of the table operator.

Generated By

HUT

For Whom

Support Representative/System Administrator.

Notes

None

Remedy

Contact software support and explain the scenario. Most likely the table operator does not exist on the target system. Server in the archive is not usable and will not be restored unless the original table operator definition can be created.

9020

Message

Restored/Copied data table's security may be compromised because a security constraint is inconsistent between the backup and disk.

Explanation

The restore or copy of an RLS protected table or a database containing an RLS protected table detected an inconsistency between the last alter timestamp of a security constraint defined in the table and the associated entry in DBC.SecConstraints.

Generated By

Restore data block host utility step (hutrdp)

For Whom

End User

Notes

None

Remedy

Double-check the constraints defined in the table. If a constraint was altered to add new constraint valuenam:value pairs, security remains intact. If an existing constraint valuenam:value pair was altered, then security of the table could be compromised.

9021

Message

Table with RLS constraint skipped because user does not have the required privilege for the operation.

Explanation

The backup/restore/copy table request for the backup or restore or copy of an RLS protected table was skipped because the user does not have the required Override Dump Constraint or Override Restore Constraint privilege.

Generated By

HUT subsystem

For Whom

End User

Notes

None

Remedy

Do not re-submit the request.

9022

Message

Can not archive, Database %DBID has UDF/UDM/XSP %TVMID in restore pending state.

Explanation

This message indicates that while the database has any UDF/XSP in TabRestore state the user can not archive the database.

Generated By

HUT

For Whom

End user or Field Engineer or the concerned site support representative.

Notes

None

Remedy

Wait for restore to finish on all the UDF/XSP and then try archiving the database.

9023

Message

Permanent journal for table was deactivated.

Explanation

BAR software does not backup nor restore permanent journal.

Generated By

BAR.

For Whom

End user.

Notes

None

Remedy

Manually activate permanent journal with ALTER TABLE for the desired table after restore job finishes.

9024

Message

Restore detected missing dependency for object: %DBID.%TVMID.

Explanation

The object being restored is dependent on the missing object.

Generated By

BAR.

For Whom

End user.

Notes

None

Remedy

Restore the missing object at the same time or before restoring the failed object.

9025

Message

COPY Operation not yet supported for Zoned objects

Explanation

COPY Operation not yet supported for Zoned objects

Generated By

BAR.

For Whom

End user.

Notes

None

Remedy

Try using a Restore operation instead.

9026

Message

Invalid DBC Restore from a Secure Zone enabled system

Explanation

An attempt was made to restore data from a system where Secure Zones feature was enabled on to a system that does not have Secure Zones feature enabled.

Generated By

BAR.

For Whom

End user.

Notes

None

Remedy

Enable Secure Zones feature on the target box before restoring DBC.

9027

Message

DUMP, RESTORE cannot be granted across zones.

Explanation

DUMP, RESTORE access rights can not be granted (i) on Zone users to Non-Zone Users and (ii) on Non-Zone Users to Zone Users.

Generated By

BAR.

For Whom

End user.

Notes

None

Remedy

Grant DUMP, RESTORE to same Zone Members.

9028

Message

Legacy BAR job does not support sparse maps or contiguous maps that are not on all amps.

Explanation

This error is reported when there is an object that belongs to a sparse map or to a contiguous map that is not on all amps. The object needs to be excluded from the job.

Generated By

hutgdt.

For Whom

End user.

Notes

None

Remedy

Do not include objects that do not belong on all amps. The object should be omitted or excluded from the DUMP command.

9100

Message

Unique index violation; errors logged in %TVMID where ETC_dbql_qid = %FSTR.

Explanation

This error is returned when a MERGE-INTO or INSERT-SELECT statement that specified LOGGING of errors other than USI violations detects a USI error during index maintenance. To retrieve error rows logged for this request, query the error table with the following search condition displayed at the end of the error message: where ETC_dbql_qid = <Query Id>

Generated By

AMP Steps.

For Whom

End User.

Notes

None

Remedy

Analyse the logged errors and, if necessary, correct the source rows that caused the errors and re-load the corrected rows.

9101

Message

Referencing violation; errors logged in %TVMID where ETC_dbql_qid = %FSTR.

Explanation

This error is returned when a MERGE-INTO or INSERT-SELECT statement that specified LOGGING of errors other than RI violations detects an RI error during index maintenance. To

retrieve error rows logged for this request, query the error table with the following search condition displayed at the end of the error message: where ETC_dbql_qid = <Query Id>

Generated By

AMP Steps.

For Whom

End user.

Notes

None

Remedy

Analyse the logged errors and, if necessary, correct the source rows that caused the errors and re-load the corrected rows.

9102

Message

Invalid CAST. %VSTR

Explanation

An error was generated during Period Data Type CAST. The exact message is given within VSTR. a) For an explicit CAST function or implicit cast, Source character value cast as PERIOD must conform to the format of the target. b) For an explicit CAST function or implicit cast of a character value as PERIOD, the character value must represent a period that has a precision less than or equal to the target type's precision. c) For an explicit CAST function or implicit cast, the result beginning bound must be less than the result ending bound in its UTC form. This can occur for a TIME or TIMESTAMP value cast as PERIOD(TIME), a PERIOD(TIMESTAMP) value cast as PERIOD(DATE) or PERIOD(TIME), or a CHARACTER or VARCHAR value cast as a Period data type. d) For a source PERIOD(TIMESTAMP) value cast as PERIOD(TIME), the source value must have the same date for both the beginning and ending bounds. e) In order to cast a Period value as DATE, TIME, or TIMESTAMP, the Period value must have a duration of one granule of the Period value's data type. f) For a cast of a DATE value as PERIOD(DATE) the result ending bound must not exceed the maximum allowed DATE value. g) For a cast of a TIME value as PERIOD(TIMESTAMP), the result ending bound must not exceed the maximum allowed TIMESTAMP value. For a cast of a TIME value as PERIOD(TIME), the result ending bound must be greater than the result beginning bound. h) For a cast of a TIMESTAMP value as PERIOD(DATE) or PERIOD(TIMESTAMP), the result ending bound must not exceed the maximum allowed value for the targets element type. For a cast of a TIME value as PERIOD(TIME), the result ending bound must be greater than the beginning bound. i) During data conversion internally if the

period values are converted from UTC to local value and vice versa and results in an out of range then the period value is out of range at the local time zone.

Generated By

Period CAST function.

For Whom

End User.

Notes

None

Remedy

Correct the source value and re-submit.

9103

Message

Invalid Period value constructor. %VSTR

Explanation

An error was generated during Period Data Type Construction. The exact message is given within VSTR. a) If only the beginning bound is specified in the construction of a period, the beginning bound must be less than the maximum of the element type. b) For the construction of a period, the beginning bound must be less than the ending bound. For an element of type TIME or TIMESTAMP, the beginning bound must be less than the ending bound in its UTC form. c) If the session transaction mode is ANSI or the temporal behavior is ANSI Temporal behavior then TEMPORAL_TIMESTAMP generated in the parser is used for timestamping the TransactionTime column by default. When concurrent transactions are happening, if one transaction started early and another transaction started later, the later transaction modifies a row and the earlier transaction tries to modify the same row then it may result in begin value greater than the end value for the TransactionTime column. The same behavior can occur when the session TTGranularity is set to the transaction level and the session transaction mode is either ANSI or Teradata and the session temporal behavior is either ANSI Temporal behavior or Teradata Temporal behavior. This problem will not happen when the request comes through UNITY since timestamping of the TransactionTime column happens at the request level always.

Generated By

Period constructor function.

For Whom

End User.

Notes

None

Remedy

Correct the bound values and re-submit. If the problem is due to timestamping of the TransactionTime column at transaction level then set the session TTGranularity to logical row level.

9104

Message

Invalid Period arithmetic operation. %VSTR

Explanation

An error was generated during Period arithmetic operation. The exact message is given within VSTR. a) For arithmetic operation where one operand has PERIOD(TIME) and the other operand is an interval, the result beginning bound must be less than the result ending bound. For example, this can occur when adding or subtracting an interval that causes one element of the result to go past 24 hours and be modulo 24 hours but the other element of the result does not. b) For period of element type DATE/TIMESTAMP the resulting ending bound value of a period arithmetic operation must not be equal to the UNTIL_CHANGED value.

Generated By

Period constructor function.

For Whom

End User.

Notes

None

Remedy

Correct the Period arithmetic expression/bound values and re-submit.

9105

Message

%VSTR

Explanation

The Period operands of the P_INTERSECT operator must overlap.

Generated By

Period operator P_INTERSECT.

For Whom

End User.

Notes

None

Remedy

Correct the operands and re-submit.

9106

Message

%VSTR result in UDF/XSP/UDM %DBID.%TVMID.

Explanation

The Period value returned from an UDF/UDM is invalid.

Generated By

Period check value function.

For Whom

End User.

Notes

None

Remedy

Correct the returned period value in UDF/UDM and re-submit.

9107

Message

MultiLoad not allowed: table %TVMID does not have a primary index or it has column partitioning or primary time index.

Explanation

MultiLoad is not supported on a table that does not have a primary index or if the table has column partitioning or if the table has primary time index.

Generated By

AMP MLOAD step.

For Whom

End User.

Notes

None

Remedy

Use FastLoad to load a table that does not have a primary index. Use FastLoad or MLOADX to load timeseries table.

9108

Message

Table Header pertains field 10.

Explanation

This is an internal status error created for verifying field 10 of table header in tablerebuild.

Generated By

RbdGetD

For Whom

End User

Notes

None

Remedy

Rebuild will handle the table according to the status of the field 10.

9109

Message

Source row with access lock is deleted while statistical function is in progress.

Explanation

This error may be reported during following condition : - STAT function on a table with an access lock is in progress - another transaction modifying the same table Though this is not an invalid operation, still the DBS found it difficult to continue even after lots of retrying to proceed with the STAT function. At this moment, DBS decides to gracefully abort the transaction. In future releases, this problem may be corrected by implementing a better solution.

Generated By

AMP Software(STPSTATFN).

For Whom

End User.

Notes

None

Remedy

Resubmit the transaction.

9110

Message

Maximum number of select statements exceeded.

Explanation

This error is returned when a fastexport utility has submitted more select statements then the maximum allowed. The maximum number of select statements that can be submitted through one fastexport is 1024.

Generated By

LCT Modules.

For Whom

End User.

Notes

None

Remedy

Reduce the number of select statements and resubmit the request. Alternatively the select statements can be broken into multiple fastexport jobs.

9111

Message

The DATE has reached 9999-12-31 23:59:59.

Explanation

It is returned by the evlbuild logic to the AMP when the UNTIL_CHANGE value (9999-12-31) is encountered which is either an input date or a date which is obtained by performing an arithmetic operation in the evlexpand logic. When this code is returned in the sutexpand algorithm, the expansion loop breaks and the next row is read for expansion. This code is used as a graceful exit in the algorithm. This is not intended for the end user and is used for internal logic purpose only.

Generated By

EVL (evlexpand)

For Whom

sutexpand (To gracefully exit from the expansion loop).

Notes

None

Remedy

NA.

9112

Message

No more FastExport blocks on the session.

Explanation

This error is returned when there are no more data blocks to be exported for the FastExport session.

Generated By

LCT Modules.

For Whom

FastExport Utility and interfaces using the FastExport Protocol

Notes

None

Remedy

Check all sessions with outstanding requests and begin completion processing.

9113

Message

Insufficient security credentials for operation on one or more rows, or constraint input value of zero is detected.

Explanation

The INSERT or UPDATE operation on an RLS-protected table failed security policy checks defined in the constraint function for the statement kind. If the user has override constraint privilege for the operation, the warning is also returned if an input value specified for the constant column is zero.

Generated By

SUT module.

For Whom

End User.

Notes

None

Remedy

This message is for information only.

9114

Message

Invalid input value of %VSTR for constraint column '%DBID'.

Explanation

An input value for the named security constraint column is invalid. If it is a non-set constraint column, the invalid constraint value will be displayed. If it is a set constraint column, the byte string input value will be displayed.

Generated By

SUT module.

For Whom

End User.

Notes

None

Remedy

Correct the input value and re-submit the request.

9120

Message

Corruption detected in NUSI or CDT index, index %VSTR invalidated on %DBID.%TVMID.
Drop and re-create the index.

Explanation

Corruption was detected in the NUSI or CDT index during index maintenance. The index has been invalidated to avoid further problems and a DBS restart.

Generated By

AMP Steps.

For Whom

End User and Site support representative.

Notes

None

Remedy

Drop the invalidated secondary or CDT index on the table and re-create it. Using the table with an invalid secondary or CDT index is not recommended. To determine which index has been invalidated on the table, please refer to the error code 9120 in the event log. Alternatively, run CheckTable on the affected table to determine the invalid secondary or CDT indexes.

9121

Message

Invalid jar name(s) found.

Explanation

This error is returned if while performing a database/table restore a jar name is found violating the following naming convention: 1. Cannot be 'RETURNS', 'JAVFNC', 'TERAJDBC4', 'TDGSSJAVA', 'TDGSSCONFIG'. 2. Contains only alphanumeric characters with the exception of the symbols '#', '\$', '.', '-', '_'.

Generated By

hutinr.

For Whom

End User.

Notes

None

Remedy

Run the migration script, `verify_jar_name_migration.pl`, to get a list of the jars with invalid names. Correct the names, then try again.

9122

Message

Left-over index work block detected.

Explanation

This error occurs when a left-over index work datablock is detected. Note that index work blocks are created after a sormerge operation. These blocks are temporary in nature and are deleted once the purpose is served.

Generated By

Sutsi module

For Whom

End User and Site support representative.

Notes

None

Remedy

Contact your Support Representative.

9123

Message

The row length changed during in-place row generation.

Explanation

When the in-place row modification instructions are used and the row length changes, the row must be re-built. This is because the fields after the variable length field that is modified have to be moved. The row cannot be built in-place for such case. Note that if the row has only fixed length fields, then this does not occur.

Generated By

EVL

For Whom

sutexpand

Notes

None

Remedy

NA.

9124

Message

Segmentation Violation in AMP: Please do not resubmit the last request.

Explanation

This error occurs when a program attempts to access a memory location that it is not allowed to access. Accessing a nil ptr is one of the cases that leads to segv. The segmentation violation can also be caused by a task stack overflow. This error could result in transaction abort.

Generated By

AMP Software.

For Whom

Site support representative.

Notes

None

Remedy

Save the snapshot dump. Have all the traceback information ready. Then contact your support representative.

9125

Message

First fault isolation call and recursion not handled, crash now.

Explanation

This error indicates the runaway nested calls to suterrcx, since first fault isolation calls and recursions not handled, the maximum depth (SUTERRCXDEPTH) is two, if greater than that system will crash.

Generated By

AMP Software.

For Whom

Site support representative.

Notes

None

Remedy

Save the crashdump for offloading. Have all traceback information ready. Then contact your Support Representative.

9126

Message

Stack Overflow in AMP: Please do not resubmit the last request.

Explanation

This error is used to indicate when processing query encounter stack overflow in AMP.

Generated By

AMP Software.

For Whom

End User.

Notes

None

Remedy

Contact your Support Representative.

9127

Message

Index violations detected; errors logged in %TVMID where ETC_dbql_qid = %FSTR.

Explanation

This error is returned when a MERGE-INTO or INSERT-SELECT statement that specified LOGGING ERRORS logs index violations during index maintenance, and the request is aborted after all index violations are logged. To retrieve the error rows logged for this request, query the error table with the following search condition displayed at the end of the error message: where ETC_dbql_qid = <Query Id>

Generated By

AMP Steps.

For Whom

End user.

Notes

None

Remedy

Analyse the logged errors and, if necessary, correct the source rows that caused the errors and re-load the corrected rows.

9128

Message

The transaction exceeded the maximum number of rowhash locks allowed.

Explanation

This error is returned when a transaction has exceeded the number of rowhash locks allowed. The threshold on the number of rowhash locks allowed is defined in DBSControl via the General field 'MaxRowHashBlocksPercent'. This is done so that one transaction does not fill up the lock table with rowhash locks. The number of control blocks/locks that can fit into an AMP lock table is defined by STDMAXLOCKBLOCKS which is currently ~51860.

Generated By

LOK subsystem.

For Whom

End user.

Notes

None

Remedy

Reduce the number of rowhash locks that the transaction is acquiring. An alternative is increase the General field 'MaxRowHashBlocksPercent' value in DBSControl.

9129

Message

Attempt to access a down Table or Index

Explanation

A statement has attempted to access a table or index that has been set down. It is not currently accessible for SQL statements.

Generated By

AMP (STP, S2S, SUT).

For Whom

End User.

Notes

None

Remedy

Reset the down table or index status before resubmitting the SQL statement. Some of the ways to reset the down status are: - ALTER TABLE SQL statement - Fast path DELETE ALL/ DROP table SQL statement - Rebuild the Table - Restore the table from backup - Drop and recreate the index

9130**Message**

Cannot operate on table/index with down regions

Explanation

A statement has attempted to access a table or index with down regions in it.

Generated By

AMP (STP, S2S, SUT).

For Whom

End User.

Notes

None

Remedy

Remove the down regions in the table/index before resubmitting the SQL statement. Some of the ways to remove the down regions are: - Fast path DELETE ALL/ DROP table SQL statement - Rebuild the Table - Restore the table from backup - Drop and recreate the index

9131**Message**

Check was skipped due to detection of error %d.

Explanation

This message indicates that the CheckTable utility could not check the table due to table/index is marked down or its subtable contains down region.

Generated By

CheckTable

For Whom

End user or Field Engineer or the concerned site support representative.

Notes

While checking a table, if the CheckTable utility encounter down table/index or sutable contains down region, then the table check is skipped. The problem that caused this error is indicated in <error code>. Aftr this error, CheckTable proceeds to check the remaining table(s), if any.

Remedy

Correct the error table by using the following 1. If the error event is 9129, remove the down regions in the table/index before resubmitting the SQL statement. Some of the ways to remove the down regions are: - Fast path DELETE ALL/DROP table SQL statement - Rebuild the Table - Restore the table from backup - Drop and recreate the index 2. If the error event is 9130 then reset the down table or index status before resubmitting the SQL statement. Some the of the ways to reset the down status are: - ALTER TABLE SQL statement - Fast path DELETE ALL/DROP table SQL statement - Restore the table from backup - Drop and recreate the index Note that the above correction should always be done manually.

9132

Message

EVL object for %TVMID is too large for cache. Space needed is %VSTR bytes.

Explanation

The AMP replication cache segment is too small to contain an object of the indicated size. Consequently, the insert, update, or delete action on the indicated table cannot be replicated, and the transaction fails. The size of the cache segment is 512KB by default, and it may be changed using the DBSCONTROL utility to be smaller or larger.

Generated By

AMP EVL cache manager.

For Whom

System administrator.

Notes

None

Remedy

Set the replication cache segment size (DBSCONROL general parameter 48) to a larger value. See the Teradata Utilities Reference manual for more detailed guidance.

9133

Message

Internal step failure: Please do not resubmit the last request.

Explanation

The transaction was aborted due to fatal error occurred in the internal step logic while processing an AMP step. The failing subtable id is described in the message. The failing step and the specific error event are described in the variable text extension displayed in the one or two lines immediately following the fixed error message text.

Generated By

AMP step handlers.

For Whom

End User & Site support representative.

Notes

The <sub-id> variable string at the message is displaying the subtable id. The subtable id will indicate which subtable contains the down information. The <error-id> is the fault of the cause. The %VSTR variable string only will print at stream log, takes a variety of forms depending on the failing step, and the tables accessed by the step, and whether the error occurred on a table access operation. The general syntax of the message is as follows:
 SubCode : indicates the action of the abort - ERRAMPDOWNTABIND (9129) The table is being marked down. - ERRAMPDOWNREGION (9130) A down region being marked at the table. - (0). Table header is not updated. CrashCode : indicates the original error code used to flag the error. Amp <amp-id> <curr-table> \ in <step-id>: <step-text> where: <amp-id> := <amp-n> | <amp-n> on <node-n> <curr-table> := <null> | on <table> |, at <table> <step-id> := stmt <stmt-n> step | step (<step-n>) | step (<step-n>.<substep-n>) <step-text> := <step-name> | <step-verb> <step-table> | <step-name> using <table> | Receive Hashed rows from <step-name> | Receive Duplicated rows from <step-name> <amp-n> = "%d" : failing Amp vproc <node-n> = "%d-%d" : node where <amp-n> is located <err-n> = "%d" : failing error code <stmt-n> = "%d" : failing statement number <step-n> = "%d" : failing step number in request EXPLAIN <substep-n> = "%d" : failing parallel substep in EXPLAIN The transaction abort may be accompanied by a snapshot dump of the failing Amp task whenever the snapshot dump capability is available on the system and enabled for general usage. If the user disables snapshot dumps for specific failure cases, however, or if the amp logic disables snapshots temporarily because too many have been done recently, the amp may handle the failure with a full system restart rather than a transaction abort when snapshot dump is requested otherwise it is ok not have snapshot dump associated with this event. When used as the event code key in the software event log or the related streams log display, the ERRAMPDTRABORT code is always coupled with another error code for the amp failure

that caused the associated snapshot dump and abort event. An event will also be logged under that associated error code, with additional information in some cases logged as separate events using ERRAMPFAILINFO or ERRAMPFAILTEXT.

Remedy

END USER: First, check the subtable id to identify which subtable the down situation occurred. Second, check the error code in the VSTR for the cause of the error. The event reports the action could have the following - ERRAMPDOWNTABIND (9129) - ERRAMPDOWNREGION (9130) - ERRFILDBDOWN (5234) - ERRFILCIDOWN (5235) Correct the error table by using the following 1. If the error event is 9129 or 5234, remove the down regions in the table/index before resubmitting the SQL statement. Some of the ways to remove the down regions are:

- Fast path DELETE ALL/DROP table SQL statement
- Rebuild the Table
- Restore the table from backup
- Drop and recreate the index

2. If the error event is 9130 or 5235 then reset the down table or index status before resubmitting the SQL statement. Some the of the ways to reset the down status are:

- ALTER TABLE SQL statement
- Fast path DELETE ALL/DROP table SQL statement
- Restore the table from backup
- Drop and recreate the index

Note that the above correction should always be done manually. SITE SUPPORT STAFF: If a snapshot dump was taken, make sure it is saved to the crashdumps database for offloading. Have all traceback and associated information from the error log ready and then contact the Global Support Center.

9134

Message

%VSTR

Explanation

An error was generated during processing of a fastpath function. Exact UDT error code and corresponding message are given within VSTR.

Generated By

FPF subsystem.

For Whom

Fastpath function Developer, End User.

Notes

None

Remedy

Take appropriate action based on the value of VSTR.

9135

Message

Maximum number of UDT handles exceeded in UDM/UDF %DBID.%TVMID.

Explanation

The UDM/UDF has exceeded the maximum number of UDT handles that may be allocated by the FNC_GetStructuredAttribute function. This may be caused by a logic error in the UDF resulting in the execution of an unbounded loop.

Generated By

FNC_GetStructuredAttribute

For Whom

UDM/UDF developer

Notes

The maximum number of UDT handles that may be allocated in one UDM/UDF execution is 2000.

Remedy

Modify the UDM/UDF.

9136

Message

Online archive logging cannot be enabled on one or more tables.

Explanation

This warning will be reported at one or more of the following condition : - This is an aborted multiload target table in apply phase. - This is an aborted multiload work table. - This is an aborted fastloading table. - This is a global temporary table. - This is a LDI table that is in pending load state.

Generated By

AMP Software(STPLOGARCON).

For Whom

End User.

Notes

None

Remedy

Completed the aborted load table then resubmitting the "online archive logging on" statement.

9137

Message

Expand complete and exit.

Explanation

This error is returned to sutexpand.c for graceful exit from the expansion loop. This error is not intended for end user.

Generated By

EVL (evlexpand)

For Whom

sutexpand.c (To gracefully exit from the expansion loop).

Notes

None

Remedy

NA.

9138

Message

Invalid ANCHOR expression in the BY clause.

Explanation

This error may be reported if an invalid ANCHOR expression is used in the BY clause.

Generated By

EVL (evlexpand)

For Whom

End User.

Notes

None

Remedy

Re-submit the request with the correct ANCHOR expression.

9139

Message

Invalid unique primary index.

Explanation

When an ExpReq from mgc was attempted using a key, no row was found that contained the key value and the dictionary table was read with access lock.

Generated By

ExpRer, ExpRar, and ExpRst.

For Whom

GSC

Notes

This is an internal error that should be handled by other procedures. It should not be handled by other procedures. It should not cause a crash or be reported to users.

Remedy

Redo the ExpReq with read lock only.

9140

Message

No current row defined.

Explanation

In an express request from mgc was attempted using a USI, no row was found and the dictionary table was read with access lock.

Generated By

ExpRsi.

For Whom

GSC

Notes

This is an internal error that should be handled by other procedures. It should not cause a crash or be reported to users.

Remedy

Redo the ExpReq with read lock only.

9141

Message

Sample Spool Row Count Exceeded.

Explanation

This error message occurs when the number of rows in the sample spool exceeds the supported limit of 18446744073709551615 sample rows.

Generated By

AMP.

For Whom

End User.

Notes

None

Remedy

Correct and re-submit the query to ensure that fewer than 4294967295 rows are requested as a sample.

9142

Message

%NSTR was aborted while decompressing ALC field id %VSTR due to error %d.

Explanation

This message indicates that while decompressing an ALC column in a table, the filer utility had problems due to which the table reading is aborted.

Generated By

AMP

For Whom

End user or Field Engineer or the concerned site support representative.

Notes

None

Remedy

Check the aborted table(s) and if the problem persists contact support personnel.

9143

Message

Auto CHECKTABLE mode found errors. Debugger is running.

Explanation

This error indicates that CHECKTABLE encountered at least one error while validating the ALL TABLES. Since debugger is running, a GO AFTERTRAP will continue from this point without any harm.

Generated By

DBS Auto CHECKTABLE mode.

For Whom

SE/FE.

Notes

Auto CHECKTABLE mode is enable/disabled by the RcvACUTL console startable utility. When enabled, CHECKTABLE is automatically run on all tables immediately after startup has set up for transaction recovery (ie. voted and placed all required locks). To find out exactly which tables had errors, the auto CHECKTABLE mode should be disabled, the system should be restarted and CHECKTABLE should be run manually. Alternatively, if the debugger is running, a GO AFTERTRAP will allow the system to continue and then a manual CHECKTABLE can be run.

Remedy

See notes

9144

Message

Serious SAS EP error occurred, see system log for details.)

Explanation

An error was generated during processing of SAS VM UDF. Exact UDT error code and corresponding message are given within VSTR. This error is used by SAS VM users to debug SAS VM.

Generated By

FPF subsystem.

For Whom

SAS VM Users.

Notes

None

Remedy

Take appropriate action based on the value of VSTR.

9145

Message

%VSTR for %DBID.%TVMID. Please do not submit any request using this table.

Explanation

This error occurs when mini check detects that the index for the specific table is corrupt, which may lead to wrong result or DBS crash. Don't perform any operation on this table.

Generated By

EIX module.

For Whom

End User and Site support representative.

Notes

None

Remedy

Contact your Support Representative immediately. A mini check note is available for further investigation.

9146**Message**

Block pointer in GeoSpatial Index is corrupted.

Explanation

This error occurs when a bad pointer in a directory or leaf block is detected. A Geospatial Index is physically stored in Hilbert RTREE organized as a multilevel hierarchy consisting of N-1 directory levels and 1 leaf level. The hierarchy is constructed using directory blocks containing directory rows and leaf blocks containing leaf rows. The directory rows contain pointers that point toward the child blocks in the level below them. The header in each child and directory block contains a pointer that points backward to its parent row. When such a pointer become invalid, the index is unusable.

Generated By

CheckTable.

For Whom

Site support representative.

Notes

This error can occur in the following situations: 1. The backpointer in the header of leaf block is corrupted. 2. The backpointer in the header of directory block is corrupted. 3. The pointer in a directory row pointing toward to a child block is corrupted.

Remedy

Contact your Support Representative immediately.

9147**Message**

MBR in GeoSpatial Index is inconsistent.

Explanation

This error occurs when MBR in a child header block is inconsistent with that in its managed directory row or with the recalculated MBR from each row in the block. All geometric shapes can be approximated by a rectangle in which the edges of the rectangle enclose the object.

The enclosing rectangle, also known as the Minimum Bounding Rectangle (MBR), serves the role of being an index key in the RTREE implementation.

Generated By

CheckTable.

For Whom

Site support representative.

Notes

None

Remedy

Contact your Support Representative immediately.

9148

Message

Largest Hilbert Value (LHV) in GeoSpatial Index is incorrect.

Explanation

This error occurs when a Largest Hilbert Value (LHV) in a directory row is different from a recalculated LHV from its child block that is pointed by the row.

Generated By

CheckTable.

For Whom

Site support representative.

Notes

A Hilbert Value is a linear value that is associated with a coordinate composed of 2-dimensions. A Hilbert routine generates the Hilbert value by mapping the (x,y) coordinates of the center point of the MBR to a linear value on a Hilbert curve.

Remedy

Contact your Support Representative immediately.

9149

Message

Row Count in GeoSpatial Index is incorrect.

Explanation

This error occurs when a row count recorded in a block header is different from the recount from each row in the block. They should be the same.

Generated By

CheckTable.

For Whom

Site support representative.

Notes

This error can occur in the following situations: 1. The directory row count recorded in a directory block header is different from the number of directory row in a directory block. 2. The leaf row count recorded in a leaf block header is different from the number of leaf row in a leaf block. 3. The leaf entries (the number of rowid) recorded in a leaf block header is different from the number of leaf entries in a leaf block. 4. The directory block count recorded in header block header row is different from the number of directory block in an entire RTREE. 5. The leaf block count recorded in header block header row is different from the number of leaf block in an entire RTREE. 6. The leaf row count recorded in header block header row is different from the number of leaf row in an entire RTREE. 7. The number of leaf entries recorded in header block header row is different from the number of leaf entries in an entire RTREE.

Remedy

Contact your Support Representative immediately.

9154

Message

%VSTR.

Explanation

AMP error in the CAF subsystem.

Generated By

AMP Modules.

For Whom

End User.

Notes

None

Remedy

Contact your Support Representative.

9156

Message

SQL MR Function Warning: %VSTR.

Explanation

This is a warning message. Something was encountered while executing SQL MR function that merits a warning.

Generated By

FPF Table Operator Code via RET step.

For Whom

End User

Notes

None

Remedy

Take note of the warning and try to correct the behavior.

9157

Message

%TVMID.%FLDID cannot contain record delimiter.

Explanation

New line character ('\n') cannot occur in a CSV record. It is the current record delimiter for CSV. If a record delimiter exists in a CSV record, then during read from external storage the record will be seen as 2 records so we do not allow any records to contain record delimiters.

Generated By

EVL.

For Whom

User.

Notes

None

Remedy

Remove new line character in the CSV record and retry the request.

9163**Message**

Time Series: %VSTR.

Explanation

Time Series AMP error.

Generated By

AMP Modules.

For Whom

End User.

Notes

None

Remedy

Contact your Support Representative.

9164**Message**

Time Series Internal error: %VSTR.

Explanation

Time Series AMP Internal error.

Generated By

AMP Modules.

For Whom

End User.

Notes

None

Remedy

Contact your Support Representative.

9165

Message

Division by zero in an operation involving an ARRAY type.

Explanation

A division by zero was attempted on or with an element of an ARRAY type.

Generated By

UDT subsystem.

For Whom

End User.

Notes

None

Remedy

Change/Update the zero or zeros to different value(s) and resubmit.

9166

Message

Overflow occurred in an operation involving an ARRAY type.

Explanation

An arithmetic operation on two numeric types (with at least one as an element of an array type) caused the result to be unrepresentable in that data type.

Generated By

UDT subsystem.

For Whom

End User.

Notes

None

Remedy

Change/Update the value(s) that caused the overflow.

9167

Message

Tried to access an uninitialized element of an ARRAY type.

Explanation

The array has not been completely initialized and access to an element in the uninitialized section was attempted. This could occur when passing an array to a function that performs an operation for each element of the array. Uninitialized elements are not treated as NULL because a NULL element is considered to be initialized.

Generated By

UDT subsystem.

For Whom

End User.

Notes

None

Remedy

Initialized any values of the array that are being accessed and resubmit.

9168

Message

%VSTR index is outside of the bounds of the ARRAY type.

Explanation

A index or bound given by the user lies outside the bounds of the passed ARRAY type.

Generated By

UDT subsystem.

For Whom

End User.

Notes

None

Remedy

Fix the index or bound to be inside of the ARRAY types' bounds and resubmit.

9169

Message

An unspecified error occurred while performing an arithmetic operation on an ARRAY type.

Explanation

An error occurred while performing arithmetics on the ARRAY that was not an overflow error or a divide by zero error as they have their own error codes.

Generated By

UDT subsystem.

For Whom

Array Type developer.

Notes

None

Remedy

This is an internal issue and should be brought up to a Teradata representative.

9170

Message

ARRAY IS NULL: Null ARRAY value passed to %VSTR.

Explanation

A NULL ARRAY value was passed to the function.

Generated By

UDT subsystem.

For Whom

End User.

Notes

None

Remedy

Remove the NULL ARRAY TYPEs from the query and resubmit.

9171

Message

A passed subscript value was greater than the count of an ARRAY type.

Explanation

A passed subscript value was greater than the count of an ARRAY type.

Generated By

UDT subsystem.

For Whom

End User.

Notes

None

Remedy

Modify the subscript or the ARRAY type.

9172

Message

A passed subscript value was outside the bounds of an ARRAY type.

Explanation

A passed subscript value was outside the bounds of an ARRAY type.

Generated By

UDT subsystem.

For Whom

End User.

Notes

None

Remedy

Modify the subscript or the ARRAY type.

9173

Message

%VSTR

Explanation

A value was passed to a field that couldn't be accepted. See the error for more information.

Generated By

UDT subsystem.

For Whom

End User.

Notes

None

Remedy

Modify the passed value to the array type function.

9174

Message

The number of Array element values is exceeding the Array's max Cardinality.

Explanation

The number of Array element values is exceeding the Array's max Cardinality.

Generated By

moverowp

For Whom

End User.

Notes

None

Remedy

Reduce the number of Array element values to be less than the Array's max Cardinality.

9175

Message

Table %VSTR must be empty to decrease precision or scale.

Explanation

Precision and scale for a number column cannot be decreased by a ALTER TABLE statement when the table is non-empty.

Generated By

OPD modules.

For Whom

End User.

Notes

None

Remedy

If the precision/scale needs to be decreased for a number column, delete all the rows in the table.

9176

Message

Increase in scale should be less than increase in precision for a non-empty table %VSTR.

Explanation

Precision and scale for a number column cannot be decreased by a ALTER TABLE statement when the table is non-empty.

Generated By

OPD modules.

For Whom

End User.

Notes

None

Remedy

If the precision/scale needs to be decreased for a number column, delete all the rows in the table.

9177

Message

Precision/scale of data definition for NUMBER data type does not match the actual data.

Explanation

When the data definition does not match with the data, this error is returned.

Generated By

MoveRow.

For Whom

End User.

Notes

None

Remedy

Resubmit the request after changing the data definition based on the actual data.

9178

Message

Unable to allocate memory for aggregate cache, system is busy with high workload.

Explanation

This error is reported when available memory is not sufficient to create aggregate cache. The system is busy with high workload.

Generated By

AMP

For Whom

End user or Site Support Representative.

Notes

None

Remedy

Resubmit the request after decreasing workload on the system. If the problem still exists, simplify the query or contact site support representative to verify and adjust as needed the value of the DBS Control internal field AggrCacheSize.

9179

Message

Failure while collecting statistics.

Explanation

This message indicates that a failure has occurred during collecting statistics. This happens mainly during building the statistics Histogram.

Generated By

AMP

For Whom

End user or Field Engineer or the concerned site support representative.

Notes

None

Remedy

Check the reason of failure.

9183

Message

Queue Table cascade messaging timed out.

Explanation

This message indicates that a timeout occurred while waiting for a message when processing a QTable request for populating the QTable cache.

Generated By

QTC subsystem.

For Whom

End User.

Notes

None

Remedy

Resubmit the request.

9185

Message

Temporal uniqueness violation in %DBID.%TVMID.

Explanation

The request generated a row that has the same value for the columns defined as PRIMARY KEY/UNIQUE and overlapping ValidTime period of an existing row.

Generated By

AMP Steps.

For Whom

End User.

Notes

None

Remedy

Correct and resubmit the request.

9186

Message

The UPDATE part in the temporal UPSERT statement changes row partition.

Explanation

This error occurs in a current or sequenced UPSERT statement whose UPDATE part implicitly sets ValidTime or TransactionTime values which caused rows to move from one partition to another. This is disallowed.

Generated By

AMP Steps.

For Whom

End User.

Notes

None

Remedy

Fix the UPSERT statement to avoid such row movement.

9187

Message

An invalid source ValidTime value was detected for MERGE INTO.

Explanation

This error occurs in a sequenced MERGE-INTO statement's UPDATE clause with a source which contains a ValidTime column. For each source row qualifying a target row for UPDATE, that source row's VT must be contained within the target row VT. If this is not true it is an error condition.

Generated By

AMP Steps.

For Whom

End User.

Notes

None

Remedy

Correct and resubmit the request.

9200

Message

Roles for proxy users must be internal roles.

Explanation

The roles granted to proxy users must be internal roles.

Generated By

OPD modules.

For Whom

End User.

Notes

None

Remedy

Correct the statement and resubmit.

9201

Message

Too many proxy users listed in GRANT/REVOKE statement.

Explanation

The maximum number of proxy users that can be granted or revoked in one statement is 25.

Generated By

OPD modules.

For Whom

End User.

Notes

None

Remedy

Separate the statement into two or more statements each granting or revoking no more than 25 users.

9202

Message

Application Proxy Users must have roles.

Explanation

Roles are required for application proxy users.

Generated By

OPD modules.

For Whom

End User.

Notes

None

Remedy

Correct the statement and resubmit.

9203

Message

Connect Through has not been granted to %VSTR through %FSTR.

Explanation

The proxy user has not been granted the connect privilege through the specified user.

Generated By

OPD modules.

For Whom

End User.

Notes

None

Remedy

Grant CONNECT THROUGH privileges to the proxy user and resubmit the request.

9204

Message

The role has not been granted to the proxy user.

Explanation

The proxy user has not been granted connect through privilege using the role.

Generated By

OPD modules.

For Whom

End User.

Notes

None

Remedy

Use a role in the CONNECT THROUGH privilege for the proxy user and resubmit the request.

9205

Message

ProxyRole must be a role in the connect through privilege.

Explanation

The role must be a role in the connect through privilege.

Generated By

OPD modules.

For Whom

End User.

Notes

None

Remedy

Use a role in the CONNECT THROUGH privilege for the proxy user and resubmit the request.

9206

Message

Setting both a session and txn proxy user at the same time is not supported.

Explanation

A proxy user can be set by the session query band or the transaction query band but not both at the same time.

Generated By

OPD modules.

For Whom

End User.

Notes

None

Remedy

Correct the query band statement and resubmit.

9207

Message

PROXYROLE can only be set in a proxy connection.

Explanation

The PROXYROLE can only be set when in a proxy connection.

Generated By

OPD modules.

For Whom

End User.

Notes

None

Remedy

Correct the query band statement and resubmit.

9208

Message

SET ROLE is not supported in a proxy connection.

Explanation

The SET ROLE statement cannot be used when the session is in a proxy connection.

Generated By

OPD modules.

For Whom

End User.

Notes

None

Remedy

Use the query band PROXYROLE name/value pair to set a role.

9210

Message

COMPILE ONLY operation not permitted on a Java UDF/XSP.

Explanation

The COMPILE ONLY option is not valid for a Java XSP or UDF, because there are no source files to compile. The COMPILE option is permitted.

Generated By

OPD and RES modules.

For Whom

End User.

Notes

None

Remedy

Use the COMPILE option instead with a Java XSP/UDF.

9211

Message

Session mode does not match PPI session mode.

Explanation

An operation on a character partitioned primary index was attempted that is not allowed because the PPI was created in a session with transaction semantics (ANSI or Teradata) which do not match the session mode of the requested operation.

Generated By

OPT modules.

For Whom

End User.

Notes

In ANSI mode, strings are by default CASESPECIFIC, while the default in Teradata mode is NOT CASESPECIFIC. The mode in effect when partitioning is defined or altered affects how comparison operations in a character partitioned primary index are evaluated. The PPI session mode of the permanent table or join index can be looked up in column SessionMode of DBC.IndexConstraints.

Remedy

Retry the operation using the same transaction semantics as were in effect when the PPI was created or last altered.

9212

Message

Illegal use of %DBID.%TVMID. The table or join index has a type of partitioning not supported in the current release.

Explanation

A partitioned table or join index defined in a later release with a form of partitioning not supported in the current release may not be used. This situation can occur upon a back down from a later release to the current release. The only operations that may be performed on the table in the current release are to drop it or to INSERT SELECT its rows to another table.

Generated By

RES modules.

For Whom

End User.

Notes

None

Remedy

All references to the specified table or join index should be removed from the SQL request.

9213

Message

Connect Through privilege for %VSTR not found.

Explanation

No connect through privilege was found for the proxy user through the trusted user.

Generated By

OPD modules.

For Whom

End User.

Notes

None

Remedy

Verify that the correct names were used.

9214

Message

Duplicate proxy user name %VSTR.

Explanation

Proxy user names granted connect through privilege to a trusted user must be unique. Granting both a permanent user and an application user with the same name to a trusted user is not supported.

Generated By

OPD modules.

For Whom

End User.

Notes

None

Remedy

Use a unique name for the proxy user.

9215

Message

Maximum roles for proxy user %VSTR exceeded.

Explanation

The addition of these roles for the proxy user causes the number of roles for the user to exceed the 15 role limit.

Generated By

OPD modules.

For Whom

End User.

Notes

None

Remedy

Use REVOKE CONNECT THROUGH to remove roles from the privilege for the proxy user.

9216

Message

Source and target table definitions did not match.

Explanation

This error occurs when Source and Target tables differ in structure while copying the stats from Source table to Target table.

Generated By

opdctat.c

For Whom

End User.

Notes

None

Remedy

correct the statement or match the table descriptions and resubmit.

9217

Message

Attempt to access a down Table or Index

Explanation

A statement has attempted to access a table or index that has been set down. It is not currently accessible for SQL statements.

Generated By

Parser.

For Whom

End User.

Notes

None

Remedy

Reset the down table or index status before resubmitting the SQL statement. Some of the ways to reset the down status are: - ALTER TABLE SQL statement - Fast path DELETE ALL/ DROP table SQL statement - Rebuild the Table - Restore the table from backup - Drop and recreate the index

9219

Message

Query executed in degraded mode without using the index

Explanation

This is only a warning. The request has taken a degraded non-index access path as the index is either down or has down regions in it.

Generated By

Opt modules

For Whom

End User

Notes

None

Remedy

Repair the down regions or reset the down status of the index, so that the query can take the index access path.

9220

Message

Ruleset already exists for replication group.

Explanation

The user tried to create a replication ruleset with that name already existed for the replication group.

Generated By

RES modules

For Whom

End User.

Notes

None

Remedy

Examine the Teradata SQL statement and verify that the request is correct. Change the statement to specify a different name and resubmit the request.

9221

Message

Ruleset does not exist for replication group.

Explanation

The user referenced a ruleset that does not exist for the replication group.

Generated By

RES modules

For Whom

End User.

Notes

None

Remedy

Correct the Teradata SQL statement by using a valid name for the replication group. Correct the request and resubmit it.

9222

Message

LIKE/NOT LIKE pattern string length is too long.

Explanation

The user defined a rule with LIKE or NOT LIKE pattern string greater than the maximum allowable length.

Generated By

RES modules

For Whom

End User.

Notes

None

Remedy

Shorten the match pattern string for the rule and resubmit the request.

9223

Message

Conflict detected for an object rule defined.

Explanation

The user defined a rule with conflicting LIKE and NOT LIKE pattern string. For example, CREATE REPLICATION RULESET Sales FOR MyRepGroup AS TABLE LIKE 'SalesDB.%' AND NOT LIKE 'SalesDB.%';

Generated By

RES modules

For Whom

End User.

Notes

None

Remedy

Correct the Teradata SQL statement and resubmit the request.

9224

Message

Invalid SET SESSION SUBSCRIBER option is specified. It can either be ON or OFF.

Explanation

The option of the SET SESSION SUBSCRIBER is being checked in the resolver phase. The valid options are ON and OFF. Otherwise, an error is returned to the user.

Generated By

RES modules

For Whom

End User.

Notes

None

Remedy

Correct and resubmit the request.

9225

Message

Object name can not match capture rule from multiple replication groups.

Explanation

The object name of a DDL statement matches capture rule from more than one replication group.

Generated By

OPD/OPU modules

For Whom

End User.

Notes

None

Remedy

Correct ruleset definition to avoid duplicate rules defined in multiple replication groups, then resubmit the request.

9226

Message

Replicated table cannot contain %VSTR data type columns.

Explanation

The following data types are not supported for replication in this release: Array, Number.

Generated By

RES modules.

For Whom

End User.

Notes

None

Remedy

Correct the table definition(s) and resubmit the request.

9227

Message

Map '%VSTR' does not exist.

Explanation

The user referenced a map that does not exist.

Generated By

RES module.

For Whom

End User.

Notes

None

Remedy

Correct the DDL statement by specifying a valid map name and re-submit the request.

9228

Message

The user does not have%FSTR access to map '%VSTR'.

Explanation

The user is not granted the named map.

Generated By

RES module.

For Whom

End User.

Notes

None

Remedy

Correct the DDL statement by specifying a map that has been granted to the user and re-submit the request.

9229

Message

Map '%VSTR' is still being used.

Explanation

The user attempted to DROP a map that is still assigned to: 1) a table or join/hash index 2) a user, database, or profile. 3) a TLE map defined in SystemFE.Opt_Map_Table 4) a currently active TLE map

Generated By

OPU module.

For Whom

End User.

Notes

None

Remedy

Do not re-submit the request.

9230

Message

AMPCOUNT specified for map '%VSTR' is invalid.

Explanation

The user tried to create a map with an amp count that is greater than the number of AMPs in the parent map.

Generated By

RES module.

For Whom

End User.

Notes

None

Remedy

Do not re-submit the request.

9231

Message

Map name cannot begin with 'TD_'.

Explanation

The user tried to create a map with name prefix that is reserved for Terdata-defined maps.

Generated By

RES module.

For Whom

End User.

Notes

None

Remedy

Do not re-submit the request.

9232

Message

COLOCATE USING clause cannot be specified for contiguous map '%VSTR'.

Explanation

The USING name used to colocate sparse tables cannot be specified for a contiguous map.

Generated By

RES module.

For Whom

End User.

Notes

None

Remedy

Do not re-submit the request.

9233

Message

Map '%VSTR' already exists.

Explanation

The user tried to create a map that already exists.

Generated By

RES module.

For Whom

End User.

Notes

None

Remedy

Do not re-submit the request.

9234

Message

MAP clause cannot be used %VSTR.

Explanation

This error is returned when the user specifies a MAP clause in the following DDLs: a) a CREATE TABLE or ALTER TABLE statement that includes Permanent Journaling option. b) a CREATE FUNCTION or REPLACE FUNCTION statement and the function is not a table operator. c) a CREATE ERROR TABLE FOR statement.

Generated By

RES module.

For Whom

End User.

Notes

None

Remedy

Remove the MAP clause and re-submit the request.

9235

Message

DBC is not supported as the trusted or proxy user.

Explanation

The DBC user cannot be set as the trusted user or the proxy user in the connect through privilege.

Generated By

OPD modules.

For Whom

End User.

Notes

None

Remedy

Specify a different user for the trusted user or proxy user.

9236

Message

Connect Through has been revoked for PROXYUSER %VSTR.

Explanation

The Connect Through privilege for the Proxy User has been revoked.

Generated By

OPD modules.

For Whom

End User.

Notes

None

Remedy

Reissue the SET QUERY_BAND statement with a valid proxy user.

9238

Message

Cannot DROP a user that is a ProxyUser in a Connect Through privilege.

Explanation

The user tried to drop a user which is defined as a Proxy User in a Connect Through privilege.

Generated By

OPD modules.

For Whom

The DBA and the End User.

Notes

None

Remedy

Revoke the Connect Through privilege(s) for the user, as shown by `SEL * FROM DBC.CONNECTRULES`. Resubmit the DROP USER request.

9239

Message

Cannot modify the logon user when in a proxy connection.

Explanation

The MODIFY USER statement cannot be used for the logged on user when the session is in a proxy connection.

Generated By

OPD modules.

For Whom

The DBA and the End User.

Notes

None

Remedy

Do not submit the MODIFY USER statement when in a proxy connection.

9240

Message

Cannot alter the protection mode of a Java UDF/XSP to NOT PROTECTED.

Explanation

The EXECUTE NOT PROTECTED option is not valid for a Java UDF/XSP. Only EXECUTE PROTECTED is permitted.

Generated By

RES modules.

For Whom

End User.

Notes

None

Remedy

Use the PROTECTED option instead with a Java UDF/XSP.

9241

Message

Check output for possible warnings encountered in Installing or Replacing a JAR.

Explanation

After Installing or Replacing a Jar, the content of the installed/replaced Jar was displayed.

Generated By

CUFTsk

For Whom

Java XSP/Java UDF developer

Notes

None

Remedy

Check if the Jar's content was correct.

9242

Message

The partitioning expression references a column that is not defined for this table.

Explanation

This error occurs when an attempt is made to CREATE or ALTER a PPI table with referential integrity, and the partitioning expression includes a column belonging to the parent table.

Generated By

OPT modules.

For Whom

System Support Representative.

Notes

None

Remedy

Rewrite the table definition so that the partitioning expression only references columns defined in the table. Partitioning on columns defined in parent tables of referential integrity references is not supported.

9243

Message

Field mode is not supported in FastExport.

Explanation

This error occurs when trying to execute a statement in field mode for FastExport.

Generated By

pardrivr.c

For Whom

End User.

Notes

None

Remedy

Do not use field mode in FastExport.

9244

Message

Unable to revalidate PPI table header.

Explanation

While checking the table header of the specified character PPI table or join index during an ALTER TABLE with the REVALIDATE PRIMARY INDEX option, a change in the PPI collation was detected. The PPI collation is the session collation that was in effect at the time the PPI was created, and defines ordering of character data for comparisons within the partitioning expression. With a change in the definition of the PPI collation, it is likely that some rows will be incorrectly partitioned, and must be moved to their correct partitions. If not, incorrect results may result from queries involving partition elimination. This error can also occur upon back-down from a minor release of Teradata to an earlier minor release, when there is a difference in the definition of Unicode character set between the two releases (additional code points are defined in the later release), and the partitioning expression include Unicode character expressions or literals.

Generated By

OPT modules.

For Whom

End User and System Support Representative.

Notes

None

Remedy

Re-run ALTER TABLE ... REVALIDATE PRIMARY INDEX with the option to correct partitioning errors in the table, namely, adding either the 'WITH DELETE' or 'WITH INSERT [INTO]' phrase. These options will move incorrectly partitioned rows into their correct partitions and either delete or save rows that belong to no partition (are undefined by the partitioning expression). If the error is due to a difference in the Unicode character set definition, then the 'WITH DELETE' option must be used. If the partitioning expression contains character literals that are undefined at the current release, then revalidation is not an option, and this error will still occur when the 'WITH DELETE' option is specified. If full revalidation in this manner is not an option, an INSERT ... SELECT with no WHERE clause predicates into a new table may be done.

9245

Message

The maximum number of concurrent allowable Variant_Type UDT instances has been exceeded.

Explanation

The maximum number of concurrent instances of Variant_Type UDTs has been exceeded. Current logic supports up to 32 concurrent instances.

Generated By

Resolver.

For Whom

End User.

Notes

None

Remedy

Resubmit request with less Variant_Type UDTs.

9246

Message

Incorrect usage of Variant_Type parameters: %VSTR

Explanation

This error occurs due to either: - the maximum number of allowable Variant_Type UDT input parameters being exceeded. - Number of parameters for Variant_Type cannot be more than 128. - An attempt being made to define a result parameter as a Variant_Type UDT. - The first expression is a LOB,UDT, or LOB-UDT expression. Note: Current logic supports up to 8 Variant_Type UDT input parameters.

Generated By

Resolver.

For Whom

End User.

Notes

None

Remedy

Resubmit request with less Variant_Type Input Parameters UDTs

9247

Message

One or more objects reconciled to an earlier or same date or timestamp.

Explanation

The newly resolved date and/or timestamp value evaluated when ALTER TABLE TO CURRENT is issued is earlier than the last resolved date and/or timestamp value for a table or join index whose PPI is defined with CURRENT_DATE or CURRENT_TIMESTAMP. This may be possible either due to a clock drift, a clock reset, or time zone differences for data.

Generated By

OPD modules

For Whom

End user

Notes

None

Remedy

Resubmit the ALTER TABLE TO CURRENT statement later. If problem persists check if there are issues with the system clock.

9248

Message

Object is not associated with CURRENT_DATE or CURRENT_TIMESTAMP.

Explanation

For an ALTER TABLE statement with the TO CURRENT clause, the table or join index must use CURRENT_DATE or CURRENT_TIMESTAMP in the PPI definition.

Generated By

OPD modules

For Whom

End user

Notes

None

Remedy

Check the PPI definition and see if ALTER TABLE MODIFY PRIMARY INDEX or ALTER TABLE REVALIDATE PRIMARY INDEX must be used.

9249

Message

The altering of RANGE_N definition with CURRENT_DATE/CURRENT_TIMESTAMP is not allowed.

Explanation

On a table that has PPI defined using CURRENT_DATE or CURRENT_TIMESTAMP, only ALTER TABLE <tablename> TO CURRENT can be submitted to alter the PPI definition using a new date or timestamp. ALTER TABLE with ADD or DROP RANGE clause must not be used in this case.

Generated By

OPD modules

For Whom

End user

Notes

None

Remedy

Use ALTER TABLE <tablename> TO CURRENT.

9250

Message

External Stored Procedure "%VSTR" in language "%FSTR" does not exist.

Explanation

The user referenced an external stored procedure created in a different language in the database.

Generated By

RES/OPD modules.

For Whom

End User.

Notes

None

Remedy

Check the language of the external stored procedure. Correct the request and resubmit it.

9251

Message

Source table field list did not match with Target table field list.

Explanation

This error occurs when Source table field list differ with Target table field list in number of columns or data types.

Generated By

opdctat.c

For Whom

End User.

Notes

None

Remedy

Correct the statement or give fields that matches correspondingly and resubmit the request.

9252

Message

An invalid statement was attempted on a table without a primary index: %VSTR.

Explanation

The following statements are not allowed on a table without a primary index (note some other error, such as a syntax error, may be reported instead of 9252 for some of these cases): -
 CREATE TABLE as queue table - CREATE TABLE as error table - CREATE TABLE with SET
 - ALTER TABLE that drops the last column of a table - ALTER TABLE . REVALIDATE
 PRIMARY INDEX - HASH INDEX - UPDATE ELSE INSERT (upsert) - MERGE The following

statement is not allowed on a table without a primary index unless it has column partitioning:
 - CREATE TABLE with identity column The following statement is not allowed on a table unless it has row partitioning: - ALTER TABLE . REVALIDATE WITH [DELETE | INSERT] The following statements are not allowed on a replicated table without a primary index: - UPDATE
 - DELETE

Generated By

Resolver.

For Whom

End User.

Notes

None

Remedy

Remove the invalid statement or clause.

9253

Message

Invalid range specified for partitioning expression caused numeric overflow.

Explanation

For a CREATE TABLE or ALTER TABLE statement, the RANGE_N partitioning expression contains a range boundary which is larger than can be expressed by the data type of the test value.

Generated By

OPT modules.

For Whom

End User.

Notes

None

Remedy

Examine the DDL statement and verify that it is correct. Modify the partitioning expression such that none of the range boundaries in the RANGE_N expression is larger or smaller than can be represented by the data type of the test value.

9254

Message

Internal error: Intermediate file not created while compiling stored procedure.

Explanation

This error is returned when creation of or writing into (i.e., `fopen()` or `fwrite()` system calls) intermediate file(s) fails during stored procedure creation.

Generated By

Parser module.

For Whom

System Administrator.

Notes

None

Remedy

Check the free space in `C:\Program Files\TERADATA\Tdat\TdTemp\TDSPTemp` on windows (installed directory instead of `C:\`) or `/var/opt/teradata` on linux where intermediate files are created. Create more space in this directory and retry compiling the stored procedure.

9255

Message

Recreate the join index in order to reflect the base table compression changes to the join index.

Explanation

This is only a warning but not error. Join index column compression is enabled implicitly when a join index is created. Join index column compression is limited by the available table header space, and stops when the available table header space is exhausted. Implicit join index column compression is restricted from the following join index columns: i) Join index columns defined using the functions `SUM`, `COUNT`, or `EXTRACT` ii) (Join index columns that are part of the partitioning expression for that index iii) Join index primary index columns iv) Join index columns in either the `column_1` or `column_2` column So if the base table compression is modified, If Join index is defined on the base table Then the Join index compression should also modified. Note: The request is still processed despite the warning.

Generated By

OPD

For Whom

End User.

Notes

None

Remedy

Recreate the join index if the modified compressed column is eligible for the above rules.

9256

Message

FastExport No Spooling mode is not supported for Select statement.

Explanation

The FastExport No Spooling mode is not supported for the SELECT statement.

Generated By

OPH modules.

For Whom

End User.

Notes

None

Remedy

Use a FastExport mode that will spool the results.

9257

Message

AT clause may only occur after DATE, TIME, or TIMESTAMP and must not occur before WITH TIME ZONE.

Explanation

An AT clause may only occur after the target data type in a CAST or Teradata conversion (other data attributes may occur between the target data type and the AT clause). In addition, WITH TIME ZONE must not be specified after an AT clause (it may be specified after the

target data type but before the AT clause). The target date type must be DATE, TIME, or TIMESTAMP.

Generated By

SYN modules.

For Whom

End user.

Notes

None

Remedy

Correct the request and resubmit it.

9258

Message

AT clause is incompatible with specified data type.

Explanation

A target data time is specified before the AT clause that is not a DATE, TIME, or TIMESTAMP data type.

Generated By

SYN modules.

For Whom

End user.

Notes

None

Remedy

Correct the request and resubmit it.

9259

Message

Statement Error occurred in the iterated or multistatement request.

Explanation

Since DBQL Log Table only records one response for each request, either success or error, a new error code has been allocated to notify the user that one or more statements had errored in the iterated request or a multistatement request.

Generated By

disdbqlupd.c

For Whom

End User.

Notes

None

Remedy

Check the client application for any information about the statements/data records that generated errors.

9260

Message

The specified MERGEBLOCKRATIO value is invalid.

Explanation

Invalid MERGEBLOCKRATIO value. The allowable range is between SYSMINMERGEBLOCKRATIO and SYSMAXMERGEBLOCKRATIO, inclusive.

Generated By

GNS modules.

For Whom

End user.

Notes

None

Remedy

Correct MERGEBLOCKRATIO value and resubmit the request.

9261

Message

Stored procedure compiled with empty SPL file.

Explanation

The stored procedure text submitted for compilation is empty.

Generated By

Parser/TSP Modules

For Whom

END USER

Notes

None

Remedy

Retry the test case with correct SPL file and contact the support representative, if the problem persists

9262

Message

Cannot END QUERY LOGGING as no rule exists on %VSTR.

Explanation

The END QUERY LOGGING statement cannot be completed because there is no rule in the DBQLRuleTbl for the user/account/ application. If the END contained a list of users, accounts or applications, this message only indicates that one of the list has no rule. Use SELECT * FROM DBQLRULES to determine if others on the list have a rule in place.

Generated By

OPD

For Whom

END USER

Notes

None

Remedy

Display current rules to determine which rules exist for the user/account/application.

9263

Message

Cannot Proceed with DBC Restore, Users other than DBC are logged on.

Explanation

During a Full DBC Restore operation, no users other than DBC should be allowed to logon as it would cause some wierd problems. So report an error if any user other than DBC is logged on before starting the DBC Restore and abort the restore operation. DBC user has to logoff these users and disable the logons except DBC and should start the Restore again.

Generated By

OPT modules.

For Whom

End User.

Notes

None

Remedy

DBC user has to Disable the logons except DBC and logoff all the users other then DBC and start the Restore process again.

9264

Message

SET QUERY_BAND not permitted.

Explanation

The SET QUERY_BAND statement must be issued in a trusted request.

Generated By

OPD modules.

For Whom

End User.

Notes

None

Remedy

Use the appropriate client interface to set the statement as trusted and resubmit.

9266

Message

Operation is not allowed on an SQL UDF '%VSTR'.

Explanation

The operation performed on the specified SQL UDF is not supported. Currently, ALTER FUNCTION is not allowed on an SQL UDF.

Generated By

Parser.

For Whom

End User.

Notes

None

Remedy

Do not submit the request.

9267

Message

A nondeterministic SQL expression passed as an argument to an SQL UDF cannot correspond to a parameter that appears more than once in the return statement.

Explanation

A nondeterministic SQL expression containing a RANDOM function or any form of nondeterministic functions when passed as an argument to the corresponding parameter which is used more than once in the return statement is not allowed.

Generated By

Parser.

For Whom

End User.

Notes

None

Remedy

Correct the request based on the above explanation and resubmit it.

9268

Message

An SQL UDF cannot be used inside a table/join index/index type.

Explanation

An SQL UDF cannot be used inside a table, join index, or index type definition.

Generated By

Parser.

For Whom

End User.

Notes

None

Remedy

Correct the request based on the above explanation and resubmit it.

9270

Message

SQL UDF cannot be used as an ordering, cast, or transform function.

Explanation

An SQL UDF cannot be used as an ordering, cast, or transform function.

Generated By

Parser.

For Whom

End User.

Notes

None

Remedy

Correct the request based on the above explanation and resubmit it.

9271

Message

The creator does not have %VSTR privilege.

Explanation

The creator of the function does not have the proper access privileges to underlying objects to execute the function.

Generated By

RES modules.

For Whom

End User.

Notes

None

Remedy

Obtain the necessary access privileges.

9285

Message

System-defined join index row has same row as previous row.

Explanation

Duplicated system defined join index rows are detected as the system defined join index subtables are traversed. The row is discarded from the remainder of the checking process.

Generated By

CheckTable

For Whom

Site support representative

Notes

None

Remedy

Contact your Support Representative.

9286**Message**

System-defined join index row out of order.

Explanation

Out of order system defined join index rows are detected as the system defined join index subtables are traversed. The row is discarded from the remainder of the checking process.

Generated By

CheckTable

For Whom

Site support representative

Notes

None

Remedy

Contact your Support Representative.

9287**Message**

Primary system-defined join index row is on wrong AMP

Explanation

Incorrectly distributed system defined join index rows are detected as the system defined join index subtables are traversed. The row is discarded from the remainder of the checking process.

Generated By

CheckTable

For Whom

Site support representative

Notes

None

Remedy

Contact your Support Representative.

9288

Message

Fallback system-defined join index row is on wrong AMP.

Explanation

Incorrectly distributed system defined join index rows are detected as the system defined join index subtables are traversed. The row is discarded from the remainder of the checking process.

Generated By

CheckTable

For Whom

Site support representative

Notes

None

Remedy

Contact your Support Representative.

9289

Message

Fallback system-defined join index row is in wrong subtable.

Explanation

Incorrectly distributed system defined join index rows are detected as the system defined join index subtables are traversed. The row is discarded from the remainder of the checking process.

Generated By

CheckTable

For Whom

Site support representative

Notes

None

Remedy

Contact your Support Representative.

9290

Message

Closed row found in system-defined join index.

Explanation

Incorrect system defined join index maintenance cause this error. Closed system defined join index rows are detected as the system defined join index subtables are traversed. The row is discarded from the remainder of the checking process.

Generated By

CheckTable

For Whom

Site support representative

Notes

None

Remedy

Contact your Support Representative.

9291**Message**

Data row not indexed by system-defined join index.

Explanation

Unindexed data rows are detected during the check for system-defined join indexes.

Generated By

CheckTable

For Whom

Site support representative

Notes

None

Remedy

Contact your Support Representative.

9292**Message**

Data row indexed multiple times by system-defined join index.

Explanation

Multiply indexed data rows are detected during the check for system-defined join indexes.

Generated By

CheckTable

For Whom

Site support representative

Notes

None

Remedy

Contact your Support Representative.

9293

Message

System-defined join index row indexes non existent data row.

Explanation

Non existent indexed data rows are detected during the check for system-defined join indexes.

Generated By

CheckTable

For Whom

Site support representative

Notes

None

Remedy

Contact your Support Representative.

9294

Message

Warning: Skipping system-defined join index validation.

Explanation

This message is displayed if any AMP fails to lock the system-defined join index in order to validate against data table. This error can be reported in all levels of checking. Only that particular SJL validation is bypassed.

Generated By

CheckTable.

For Whom

Site support representative.

Notes

None

Remedy

Contact your Support Representative.

9295

Message

System-defined join index data row hash code is incorrect.

Explanation

A primary (or fallback if an AMP is down) SJI data row has incorrect hash code. The row's hash code will not be corrected in the remainder of the checking process.

Generated By

CheckTable

For Whom

Site support representative

Notes

None

Remedy

Contact your Support Representative.

9296

Message

Data subtable count does not match system-defined join index row count.

Explanation

This message is displayed if the row count of the system-defined join index is greater than the row count of the base temporal table.

Generated By

CheckTable

For Whom

Site support representative

Notes

None

Remedy

Contact your Support Representative.

9297

Message

Data row indexed by system-defined join index row with incorrect key.

Explanation

A discrepancy is detected when the key of each system-defined join index row is compared to the expected key extracted from the data row.

Generated By

CheckTable

For Whom

Site support representative

Notes

None

Remedy

Contact your Support Representative.

9298

Message

System-defined join index row has duplicate key with overlapping time values.

Explanation

Duplicated system defined join index keys with overlapping time values are detected as the system defined join index subtables are traversed. The row is discarded from the remainder of the checking process.

Generated By

CheckTable

For Whom

Site support representative

Notes

None

Remedy

Contact your Support Representative.

9301

Message

EXPAND ON clause is non-ANSI.

Explanation

This is a warning code only. Warning is reported for a query with EXPAND ON clause when SQL flagger is set to BTET for the session.

Generated By

RES modules

For Whom

End User.

Notes

None

Remedy

Informational message only.

9302

Message

Specified expression for an EXPAND ON clause does not have a PERIOD data type.

Explanation

The expand expression does not have a valid data type.

Generated By

RES modules

For Whom

End User.

Notes

None

Remedy

Resubmit the request where the expand expression data type is PERIOD(DATE), PERIOD(TIMESTAMP), or PERIOD(TIME).

9303

Message

EXPAND ON clause must not be specified in a query expression with no table references.

Explanation

There is no table reference in the SELECT statement.

Generated By

RES modules

For Whom

End User.

Notes

None

Remedy

Resubmit the request with a table name specified in the SELECT statement.

9304

Message

Invalid EXPAND ON column number.

Explanation

The specified column position is invalid; for example, it is more than the projected number of columns of the SELECT statement.

Generated By

RES modules

For Whom

End User.

Notes

None

Remedy

Submit a new request with the actual column position of the expand period column or expression in the projection list.

9305

Message

Invalid data type in anchored EXPAND ON clause.

Explanation

The element type of the expand column in anchor expansion must not have TIME data type.

Generated By

RES modules

For Whom

End User.

Notes

None

Remedy

Submit a new request with element type of the period column to be either DATE or TIMESTAMP.

9306

Message

Time option must not be specified when the data type of the expand expression is PERIOD(DATE).

Explanation

A time literal must not be specified if the element type of the period column is DATE.

Generated By

RES modules

For Whom

End User.

Notes

None

Remedy

Submit a new request without the time option.

9307

Message

Invalid use of the expanded column name.

Explanation

This error is reported if the expanded column name is specified in any other clause other than ORDER BY clause and in any expression in the projection list or ORDER BY clause.

Generated By

PAR modules

For Whom

End User.

Notes

None

Remedy

Submit a new request that correctly uses the expanded column name.

9308

Message

Some rows in the expanded result may have expanded period duration less than the interval specified.

Explanation

This is a warning message only. This warning is reported if the interval being expanded is of higher granule than the element type of the period being expanded.

Generated By

PAR modules

For Whom

End User.

Notes

None

Remedy

Informational message only.

9309

Message

Invalid expression for ANCHOR/INTERVAL in the BY clause.

Explanation

The element type of the ANCHOR/INTERVAL expression must be either of the following EVLCHARFIX, EVLCHARVAR, EVLINTEGER8,EVLANSIINTERVAL

Generated By

QRW modules

For Whom

End User.

Notes

None

Remedy

Submit a new request with the valid ANCHOR/INTERVAL expression.

9310

Message

Invalid argument to a business calendar UDF.

Explanation

Invalid argument is supplied to a business calendar UDF.

Generated By

RES modules

For Whom

End User.

Notes

None

Remedy

Resubmit the request with the correct arguments.

9311

Message

Calendar does not exist.

Explanation

The calendar specified by the user does not exist.

Generated By

RES modules

For Whom

End User.

Notes

None

Remedy

Resubmit the request with a valid calendar name.

9316

Message

Duplicated '%VSTR' attribute is specified.

Explanation

There can be at most one column with the same temporal column attribute ie., defining more than one TT col or VT col is not allowed in the temporal table.

Generated By

RES Modules.

For Whom

End User.

Notes

None

Remedy

Correct the values and re-submit.

9317

Message

A queue table cannot be temporal.

Explanation

A Queue Table cannot be a Temporal Table

Generated By

SYN Modules.

For Whom

End User.

Notes

None

Remedy

Correct the values and re-submit.

9318

Message

A table without a primary index cannot be a temporal table.

Explanation

The specified temporal table (that is, a table with a VALIDTIME and/or TRANSACTIONTIME column) is defined without a primary index when the NoPI temporal feature is disabled.

Generated By

OPD modules.

For Whom

End User.

Notes

None

Remedy

Remove the temporal columns or attributes in the table definition, create a nonunique primary index, or enable NoPI Temporal feature and then resubmit request.

9319

Message

A unique primary index is not permitted on a temporal table.

Explanation

The specified temporal table is defined with a unique primary index.

Generated By

Syntaxer.

For Whom

End User.

Notes

None

Remedy

Remove the temporal columns or attributes in the table definition or create a nonunique primary index and resubmit request.

9320

Message

The table already has a %VSTR column.

Explanation

The table being altered is adding a ValidTime or TransactionTime column and the table already has that temporal column

Generated By

RES Modules.

For Whom

End User.

Notes

None

Remedy

Fix the request to remove the duplicated temporal column and resubmit the request.

9321

Message

A temporal column cannot be added to a table which has a referential integrity constraint.

Explanation

The table being altered to add ValidTime and/or TransactionTime column/s has RI defined on it. A temporal column cannot be added to table with RI.

Generated By

RES Modules

For Whom

End User.

Notes

None

Remedy

Drop the RI on the table being altered and then alter it to add ValidTime or TransactionTime columns.

9322

Message

A temporal attribute is not allowed on a table with a unique primary index.

Explanation

The table being altered as a temporal table has UPI defined. A temporal table cannot have UPI.

Generated By

OPD Modules

For Whom

End User.

Notes

None

Remedy

Check the table definition.

9324

Message

Cannot add ValidTime column to the table: %VSTR.

Explanation

A table with a join index and/or a trigger defined on it or if it is a temporal table with unique or primary key constraints that requires system-defined JI then table cannot be altered to add a ValidTime column.

Generated By

RES Modules

For Whom

End User.

Notes

None

Remedy

Drop any join indexes and/or triggers or unique or primary constraints that requires sytem-defined JI(if the table being altered is a temporal table) and resubmit the request. Recreate the dropped join indexes and/or triggers or unique or primary key constraints once the table is altered.

9325

Message

Table structure is altered to add %VSTR column and no qualifier is defined for this time dimension.

Explanation

A ValidTime or TransactionTime column is added in one of the referenced tables in the statement and there is no qualifier for that time dimension. The error is reported when the statement is executed from a view or macro or a stored procedure.

Generated By

RES modules.

For Whom

End user.

Notes

None

Remedy

The view or macro must be recreated or the stored procedure must be recompiled using an appropriate temporal qualifier for the request to be successful..

9326

Message

Cannot add TransactionTime column to the table: %VSTR.

Explanation

A table with a join index and/or a trigger defined on it or if it is a temporal table with unique or primary key constraints that requires system-defined JI then table cannot be altered to add a TransactionTime column.

Generated By

RES Modules

For Whom

End User.

Notes

None

Remedy

Drop any join indexes and/or triggers or unique or primary constraints that requires system-defined JI(if the table being altered is a temporal table) and resubmit the request. Recreate the dropped join indexes and/or triggers or unique or primary key constraints once the table is altered.

9327

Message

An existing column can not be altered to be a temporal column.

Explanation

One of the existing columns is defined as a temporal column in the ALTER TABLE statement. An ALTER TABLE statement does not permit an existing column to be made into a temporal column.

Generated By

OPD Modules

For Whom

End User.

Notes

None

Remedy

Add a new column as a temporal column and drop the existing column once the data is processed into the new temporal column.

9328

Message

History rows in a table with TransactionTime cannot be modified.

Explanation

The specified ALTER TABLE statement is modifying the values of one of the columns of the TransactionTime table without the use of NONTEMPORAL statement prefix. The closed rows in a table with TransactionTime support cannot be modified unless the user has a NONTEMPORAL privilege.

Generated By

RES modules.

For Whom

End User.

Notes

None

Remedy

Prefix the ALTER TABLE with NONTEMPORAL and retry.

9329

Message

A temporal column cannot be dropped. The table has %VSTR.

Explanation

A temporal table has constraints (CHECK, UNIQUE, PRIMARY KEY or RI) or join index or trigger defined. The existing constraints or join index or triggers are associated with the temporal time dimension and hence the temporal column cannot be dropped.

Generated By

OPD modules.

For Whom

End User.

Notes

None

Remedy

Drop the constraints and join indexes and triggers before dropping a temporal column.

9330

Message

ValidTime qualifier requires at least one table with ValidTime.

Explanation

A temporal ValidTime qualifier is specified in the statement and none of the referenced tables are supporting ValidTime. If the error is reported from a statement executed using a view, macro, trigger or a stored procedure , it is likely that a table was modified to remove the ValidTime column.

Generated By

RES modules.

For Whom

End User.

Notes

None

Remedy

Fix the temporal qualifier in the statement and resubmit the request. If this is occurring for a statement referenced in a view or a macro or a stored procedure then these objects may have to be recreated to correctly record the temporal qualifier.

9331

Message

TransactionTime qualifier requires at least one table with TransactionTime.

Explanation

A temporal TransactionTime qualifier is specified in the statement and none of the referenced tables are supporting TransactionTime. If the error is reported from a statement executed using a view, macro, trigger or a stored procedure, it is likely that a table was modified to remove the TransactionTime column.

Generated By

RES modules.

For Whom

End User.

Notes

None

Remedy

Fix the temporal qualifier in the statement and resubmit the request. If this is occurring for a statement referenced in a view or a macro or a stored procedure then these objects may have to be recreated to correctly record the temporal qualifier.

9334

Message

Invalid constraint definition.

Explanation

This error can occur for any of the following reasons: 1) A hard RI is being defined on a temporal table. Hard RI is not allowed on temporal tables. 2) The constraint definition is specifying a ValidTime qualifier option and the table does not support ValidTime 3) The constraint definition is specifying a TransactionTime qualifier option and the table does not support TransactionTime.

Generated By

OPD modules.

For Whom

End user.

Notes

None

Remedy

Correct the temporal qualifier used in the constraint and Soft RI can be defined instead of hard RI. Fix and resubmit the request.

9335

Message

Rows cannot be deleted from a table with TransactionTime.

Explanation

The ALTER TABLE statement to modify the partitioning expression is submitted on a TransactionTime table using a WITH DELETE or WITH INSERT option. These options cause rows that violate the new partitioning expression to be deleted from the table. Deletion of rows is not allowed on a TransactionTime table.

Generated By

OPD Modules

For Whom

End User.

Notes

None

Remedy

Use the NONTEMPORAL prefix in the ALTER TABLE statement.

9336

Message

Temporal column cannot be used in constraint definition.

Explanation

A column referenced by a unique or primary key constraint definition or RI constraint definition is a temporal column. Temporal columns cannot be used in unique or primary key or RI constraint definition.

Generated By

RES modules.

For Whom

End user.

Notes

None

Remedy

Eliminate temporal columns from the unique or primary key or RI constraint definition and resubmit the request.

9337**Message**

ValidTime column must be defined as NOT NULL for the specified primary key.

Explanation

A current or sequenced UNIQUE/PRIMARY KEY is defined for a ValidTime table and the ValidTime column is nullable. The constraint uses the ValidTime column and hence must be defined as NOT NULL.

Generated By

SYN and RES Modules.

For Whom

End User.

Notes

None

Remedy

Make ValidTime column as NOT NULL.

9338**Message**

Secondary indexes cannot be created on a system-defined join index.

Explanation

The join index referenced in the CREATE INDEX statement is a system-defined join index. The system-defined join index cannot have secondary indexes.

Generated By

RES modules.

For Whom

End User.

Notes

None

Remedy

None.

9340

Message

Nontemporal operations are disabled.

Explanation

A DBSControl record .

Generated By

Par Modules

For Whom

End User.

Notes

None

Remedy

Enable EnabNonTempoOp dbscontrol flag.

9341

Message

NONTEMPORAL privilege is invalid in %VSTR logging statement.

Explanation

A access logging rule cannot be ended for a NONTEMPORAL privilege.It must not be specified in an END LOGGING statement.

Generated By

RES modules

For Whom

End user

Notes

None

Remedy

The logging for this privilege use cannot be disabled. An option to disable nontemporal operations in the system is possible using DBSControl record. See the DBSControl reference manual for details. You may need to contact your system administrator for such option.

9342

Message

Invalid use Of UNTIL_CLOSED.

Explanation

This error occurs only if UNTIL_CLOSED is not used for a TT col.

Generated By

RES modules.

For Whom

System Support Representative.

Notes

None

Remedy

Save all relevant information and the dump, and contact your support representative.

9343

Message

Period of applicability must not reference columns.

Explanation

Period of applicability must not reference columns,

Generated By

RES modules.

For Whom

End User.

Notes

None

Remedy

Remove the column references in PA.

9344

Message

Invalid expression with AS OF clause.

Explanation

An AS OF temporal qualifier must not reference any column. It should contain only constant or parameterized of USING references.

Generated By

RES modules.

For Whom

End User.

Notes

None

Remedy

Remove the column references from the AS OF clause.

9345

Message

Invalid temporal qualifier is specified.

Explanation

This error can occur in any of the following conditions. (1) An AS OF temporal qualifier is specified in the statement but there are no temporal tables referenced in the statement. (2) An ABORT or ROLLBACK specifies a NONSEQUENCED VALIDTIME qualifier with a period of applicability. (3) An UPSERT specifies a NONTEMPORAL qualifier. (4) When a SSQ is

given in the set session. (5) If an EXPLICIT qualifier is specified for any of the sub-selects other than top most for a SetOp query.

Generated By

RES modules.

For Whom

End User.

Notes

None

Remedy

Remove the inappropriate qualifier if it is not applicable.

9347

Message

This form of sequenced operation is not allowed.

Explanation

A Sequenced qualifier specified in the statement and the statement is not a simple single table operation. For example it is SELECT statement with a GROUP BY clause or a DISTINCT clause.

Generated By

RES modules.

For Whom

End User.

Notes

None

Remedy

Remove the sequenced qualifier and modify the request appropriately and resubmit.

9350

Message

Referenced column in the period of applicability is not part of the select list.

Explanation

A NONSEQUENCED VALIDTIME temporal qualifier with a period of applicability is used in the statement. The period of applicability is specifying an alias name that is not in the projection list of the statement.

Generated By

RES modules.

For Whom

End user.

Notes

None

Remedy

Fix the alias referenced in the ValidTime qualifier or add the alias to the projection list of the select statement.

9351

Message

Referenced column in the period of applicability is ambiguous.

Explanation

A NONSEQUENCED VALIDTIME temporal qualifier with a period of applicability is used in the statement. The alias referenced in the period of applicability is ambiguous i.e, the alias is duplicated in the projection list of the select statement.

Generated By

RES modules.

For Whom

End user.

Notes

None

Remedy

Reference a uniquely identifiable alias when used in the ValidTime qualifier.

9352

Message

Invalid use of AS OF clause.

Explanation

An AS OF qualifier is in one of the following incorrect contexts: (1) the table on which it is specified does not have ValidTime or TransactionTime dimension. (2) it is specified on the target table being modified.

Generated By

RES modules.

For Whom

End User.

Notes

None

Remedy

Remove the AS OF qualifier if it is not applicable.

9353

Message

Multiple tables must not be specified with a sequenced TransactionTime qualifier.

Explanation

A Sequenced qualifier in the TransactionTime dimension is specified in the statement and there are multiple tables referenced in the statement.

Generated By

RES modules.

For Whom

End User.

Notes

None

Remedy

Remove the sequenced qualifier if it is not applicable.

9354

Message

Invalid temporal qualifier in the query statement.

Explanation

A Sequenced qualifier in the TransactionTime dimension is allowed only in a view or derived table or a subquery in the CREATE TABLE AS statement. It is invalid if it is used in any other context.

Generated By

RES modules.

For Whom

End User.

Notes

None

Remedy

Remove the sequenced qualifier if it is not applicable.

9356

Message

Table %VSTR does not support the ValidTime. ValidTime qualifier is invalid.

Explanation

A ValidTime qualifier is specified in the modification statement but the table being modified does not support ValidTime dimension.

Generated By

RES modules.

For Whom

End User.

Notes

None

Remedy

Remove the ValidTime qualifier if it is not applicable.

9357

Message

Normalize option is invalid. %VSTR.

Explanation

The modification statement specifies a Normalize clause and one of the following conditions is true. The clause is not supported in such conditions. (a) The table is not having ValidTime support. (b) The table declared is a multi-set table. (c) The qualifier specified is NONSEQUENCED VALIDTIME or is a NONTEMPORAL insert. (d) The table is involved in a load job.

Generated By

RES modules.

For Whom

End User.

Notes

None

Remedy

Remove the NORMALIZE clause.

9358

Message

Values cannot be assigned to a TransactionTime column.

Explanation

The modification statement is current in TransactionTime dimension. The TransactionTime column values cannot be specified. The values are system generated.

Generated By

RES modules

For Whom

End user

Notes

None

Remedy

Remove the assignment for the TransactionTime column or check if a NONTEMPORAL qualifier is required.

9359

Message

Invalid temporal qualifier for INSERT statement.

Explanation

A SEQUENCED VALIDTIME with a period of applicability in the INSERT statement must be specified only if the INSERT statement is an INSERT-SELECT. In other contexts a period of applicability cannot be specified.

Generated By

RES modules.

For Whom

End User.

Notes

None

Remedy

Remove the period of applicability and specify the value in the INSERT value list for the ValidTime column.

9360

Message

ValidTime column name is invalid in the column list for a sequenced insert-select statement.

Explanation

A SEQUENCED VALIDTIME INSERT-SELECT statement is specified and the insert names the ValidTime column in the name list. A name list cannot include ValidTime column as the resulting ValidTime value of the sequenced SELECT will be inserted into the target table.

Generated By

RES modules.

For Whom

End user.

Notes

None

Remedy

Remove the ValidTime column name from the named list.

9361

Message

Table %VSTR does not support TransactionTime. NONTEMPORAL qualifier is invalid.

Explanation

A NONTEMPORAL qualifier is specified in the statement but the target table being operated does not support TransactionTime dimension.

Generated By

RES modules.

For Whom

End User.

Notes

None

Remedy

Remove the NONTEMPORAL qualifier.

9362

Message

Invalid value specified for the TransactionTime column.

Explanation

A NONTEMPORAL qualifier is recording a TransactionTime value and one of the following conditions is met. a) the beginning bound of the TransactionTime column value is greater than the TT_TIMESTAMP value as generated in the AMP b) the ending bound of the TransactionTime column is greater than the TT_TIMESTAMP value generated in the AMP but is not an UNTIL_CLOSED value.

Generated By

AMP modules

For Whom

End user

Notes

None

Remedy

Fix the value being assigned to the TransactionTime column.

9363

Message

Temporal column reference in %VSTR is invalid.

Explanation

A temporal column is referenced in the following contexts and it is invalid in the specified qualifier in the modification statement: SET clause in the update statement. For example, a ValidTime column is not allowed in the SET clause if the statement is a current or sequenced update.

Generated By

RES modules.

For Whom

End User.

Notes

None

Remedy

Fix the statement to avoid explicit assignment of the ValidTime and/or TransactionTime column.

9367

Message

Specified ValidTime qualifier does not match with the qualifier of the updateable cursor select statement.

Explanation

The qualifier for the CURSOR select statement and the specified qualifier in the positioned update or delete are not compatible.

Generated By

GNC modules.

For Whom

End User.

Notes

None

Remedy

Resubmit the positioned update or delete with appropriate qualifier.

9368

Message

The temporal request violates CURSOR semantics.

Explanation

The qualifier of the cursor select statement and the specified qualifier in the searched update or delete are not compatible. The modification statement is disallowed.

Generated By

GNC modules.

For Whom

End User.

Notes

None

Remedy

Resubmit the positioned update or delete with appropriate qualifier.

9369

Message

Period of applicability does not result in a valid period data type.

Explanation

Period of applicability must be a period expression resulting in a PERIOD(DATE) or PERIOD(TIMESTAMP) type, any other element type will report this error.

Generated By

RES modules.

For Whom

End User.

Notes

None

Remedy

Change the period expression so that period element type is date or timestamp.

9370

Message

A Global Temporary Trace table can not be temporal.

Explanation

A Global Temporary Trace table can not be a temporal table.

Generated By

RES modules.

For Whom

End User.

Notes

None

Remedy

Correct the statement and resubmit the request.

9371

Message

Invalid use Of UNTIL_CHANGED.

Explanation

This error occurs only if UNTIL_CHANGED is used for a TT col.

Generated By

RES modules.

For Whom

System Support Representative.

Notes

None

Remedy

Save all relevant information and the dump, and contact your support representative.

9373

Message

Specified uniqueness/primary key constraint requires a system-defined join index. Constraint is not allowed on the table.

Explanation

Currently join indexes cannot be created on volatile and temporary tables. Thus a system-defined join index cannot be created on such temporal tables.

Generated By

RES modules.

For Whom

End User.

Notes

None

Remedy

Correct the statement by removing the constraint and resubmit the request.

9374

Message

A system-defined join index cannot be altered.

Explanation

An attempt to alter the system-defined join indexes properties or altering the system-defined join indexes to current will cause this error.

Generated By

RES module.

For Whom

End User.

Notes

None

Remedy

Do not re-submit the request.

9375

Message

The temporal qualifier of the updatable cursor is not CURRENT.

Explanation

This release supports only CURRENT temporal qualifier for an updatable cursor.

Generated By

OPT modules

For Whom

End user

Notes

None

Remedy

Change the temporal qualifier of the updatable cursor's SELECT/UPDATE/DELETE statement to CURRENT.

9376**Message**

The temporal request violates cursor semantics.

Explanation

Two cases may cause the error: 1. A table is opened by a current updatable cursor and a non-current searched update is performed on the table before the cursor does update. Then when the cursor does update later, conflict happens. 2. The temporal qualifier of a searched update/delete on a table, which is currently being updated by a updatable cursor, is not current.

Generated By

OPT modules

For Whom

End user

Notes

None

Remedy

Change the temporal qualifier of the updatable cursor's SELECT/UPDATE/DELETE statement to CURRENT.

9377

Message

Diagnostic OLDREWRITES not allowed when the query contains Temporal Tables.

Explanation

When there are temporal tables in the query, they must follow the NEW Query Rewrite Logic.

Generated By

RES modules.

For Whom

End User.

Notes

None

Remedy

Switch off the OLDREWRITES diagnostic and then resubmit the query.

9378

Message

Operation is not permitted for replication.

Explanation

case(i): When a table in replication group is being altered to add ValidTime or TransactionTime column. The default value for the column must not contain current_date, current_timestamp, temporal_date, temporal_timestamp. case(ii): When DDL capture is enabled, the CREATE TABLE AS <QUERY EXPRESSION> WITH DATA and CREATE TABLE AS <TABLE> WITH DATA is not supported for creating temporal tables.

Generated By

RES/OPU Modules

For Whom

End User.

Notes

None

Remedy

case(i): Provide a period value with literal date or timestamp as default value for ValidTime column. If adding a ValidTime column. None. If adding a TransactionTime column. case(ii): Table must be created using CREATE TABLE followed by an INSERT-SELECT.

9379**Message**

Temporal constraint cannot include time dimension columns.

Explanation

Disallow VT and TT to be part of any user specified constraint that creates a SJI.

Generated By

RES modules.

For Whom

End User.

Notes

None

Remedy

Correct the statement by removing the Temporal columns and resubmit the request.

9380**Message**

System-defined join index can not be created on a table with unresolved RI.

Explanation

Currently join indexes cannot be created on a table that has an unresolved RI. Thus a system-defined join index cannot be created on such temporal tables.

Generated By

RES modules.

For Whom

End User.

Notes

None

Remedy

Create parent tables for corresponding unresolved RIs and resubmit this request.

9381

Message

System-defined join index can not be created on the target table during CREATE TABLE AS WITH DATA operation.

Explanation

System-defined join indexes cannot be created on the target table that has a unique/Primary Key constraint that requires a system-defined join index during CREATE TABLE AS WITH DATA operation.

Generated By

RES modules.

For Whom

End User.

Notes

None

Remedy

Do CREATE TABLE AS WITH NO DATA and then populate the table using insert select.

9383

Message

A SET temporal table is not yet supported.

Explanation

A temporal table must only be a MULTiset table. Temporal table can not be a SET table explicitly or implicitly.

Generated By

RES modules.

For Whom

End User.

Notes

None

Remedy

Correct the statement by changing the property to MULTISSET and resubmit the request.

9385

Message

TEMPORAL_DATE/TEMPORAL_TIMESTAMP are not allowed in load operation.

Explanation

TEMPORAL_DATE/TEMPORAL_TIMESTAMP are not allowed in load operation.

Generated By

RES modules.

For Whom

End User.

Notes

None

Remedy

Correct the statement by removing TEMPORAL_DATE/TEMPORAL_TIMESTAMP and resubmit the request.

9386

Message

Table structure is altered to remove temporal column.

Explanation

A ValidTime or TransactionTime column is removed in one of the referenced tables in the statement. The error is reported when the statement is executed from a view or macro or a stored procedure.

Generated By

RES modules.

For Whom

End user.

Notes

None

Remedy

The view or macro must be recreated or the stored procedure must be recompiled.

9387

Message

Invalid use of system added temporal column.

Explanation

System added temporal column can not be referenced in the same query level except in order by or expand on clause.

Generated By

RES modules.

For Whom

End user.

Notes

None

Remedy

Remove use of system added temporal columnn.

9388

Message

Value assigned to VT column should not contain CURRENT_DATE or CURRENT_TIMESTAMP.

Explanation

Error will be reported if the value assigned to VT column contains CURRENT_DATE or CURRENT_TIMESTAMP either assigned directly or through PA.

Generated By

RES and OPD modules.

For Whom

End user.

Notes

None

Remedy

Correct the statement by removing CURRENT_DATE and CURRENT_TIMESTAMP and resubmit the request.

9389

Message

A TRC column can not be modified/dropped. The table has a constraint defined.

Explanation

TRC column can not be dropped until all Temporal Relationship Constraints are dropped.

Generated By

OPD modules.

For Whom

End user.

Notes

None

Remedy

Drop all Temporal Relationship Constraints before dropping TRC column.

9390

Message

Only one column can be defined as TRC column.

Explanation

More than one TRC columns are not allowed. However same column can be used to create multiple temporal relationship constraints.

Generated By

Resolver.

For Whom

End user.

Notes

None

Remedy

Use the already existing TRC column in the Temporal Relationship Constraint and resubmit.

9391

Message

MultiLoad utility does not support load operations on temporal tables.

Explanation

MultiLoad utility does not support load operations on temporal tables.

Generated By

RES modules.

For Whom

End User.

Notes

None

Remedy

Use a multi-phased mini-batch approach. Load the data into a staging table and then use UPDATE FROM, or MERGE INTO to modify the target.

9392

Message

NONTEMPORAL operations are not allowed with triggered SPs.

Explanation

NONTEMPORAL operations are not allowed with triggered SPs.

Generated By

PAR modules.

For Whom

End user.

Notes

None

Remedy

Remove the NONTEMPORAL operations and resubmit the request.

9393

Message

Diagnostic CURRENT VALIDTIME SELECT that uses the latest Date/Timestamp is applied on this Select.

Explanation

This is a warning message and not an error. When the CURRENT VALIDTIME SELECT diagnostic message is displayed(with the diagnostic also on),the SELECT statement on Temporal tables uses current date/timestamp instead of temporal date/temporal_timestamp.

Generated By

QRW modules.

For Whom

End user.

Notes

None

Remedy

Not an error. This message is for information only.

9400

Message

The statement involves a Row Level Security functionality that is not supported.

Explanation

The submitted SQL statement involves a Row Level Security functionality that is not supported yet. This error code is returned in the following instances of RLS: a) Triggers involving a protected table. b) Macros and Stored Procedures. c) Replication. d) Abort statement referencing a constraint column.

Generated By

Parser modules.

For Whom

End User.

Notes

None

Remedy

Discontinue use of the statement for the defined tables.

9401

Message

Illegal operation on a table secured at row level.

Explanation

A data table under Row Level Security in a post 13.0 release was reverted (backed down) to a 13.0 release. As RLS was introduced in 13.1, a reverted table will be exposed to unauthorized access if DMLs are allowed on it. The only operation allowed on such a table is DROP TABLE.

Generated By

RES module.

For Whom

End User.

Notes

None

Remedy

Do not re-submit the request.

9402

Message

The constraint object name "%VSTR" specified in the Create Constraint statement is a duplicate of an existing name.

Explanation

The submitted SQL statement contains a constraint name which already exists in the server.

Generated By

Parser Modules

For Whom

User

Notes

None

Remedy

Assign a different constraint name and re-submit the statement.

9403

Message

The specified security constraint "%VSTR" does not exist.

Explanation

The constraint name specified in the statement does not exist in the dictionary tables.

Generated By

Parser modules

For Whom

User

Notes

None

Remedy

Change the constraint name in the statement to one that

9404

Message

Duplicate value name "%VSTR" within a security constraint.

Explanation

A security constraint can be defined with multiple value names and their corresponding codes. However, the name of each value must be unique within the constraint definition.

Generated By

Parser Modules

For Whom

User

Notes

None

Remedy

Change the duplicate value name in the statement to a unique name

9405

Message

Duplicate value code for value name "%VSTR" within a security constraint.

Explanation

A security constraint can be defined with multiple value names and their corresponding codes. However, the name and code of each value must be unique within the constraint definition.

Generated By

Parser Modules

For Whom

User

Notes

None

Remedy

Change the duplicate code in the constraint statement to a unique

9406

Message

Invalid value code for value name "%VSTR" within a security constraint.

Explanation

A security constraint can be defined as either a smallint or a byte array data type. The value code specific in the constraint statement is invalid for the defined data type. The acceptable value code for a smallint constraint type is between 1 and 10000 inclusive. The acceptable value code for a byte array data type is an integer bit number which is between 1 and 8 inclusive times the number of bytes in the constraint.

Generated By

Parser Modules

For Whom

User

Notes

None

Remedy

Change the value code to one which is not invalid and re-submit the statement.

9407

Message

UDF specified in constraint option does not exist.

Explanation

A security constraint option in the statement specifies a UDF for execution of the security policy. The specified function does not exist.

Generated By

Parser Modules

For Whom

User

Notes

None

Remedy

Correct the function name or add a database name so that the correct UDF is specified.

9408

Message

UDF "%VSTR" specified with an invalid function type.

Explanation

A security constraint option in the statement specifies a UDF for execution of the security policy which is not a scalar function. Aggregate, table, or overloaded functions are not supported for implementation of a constraint security policy.

Generated By

Parser Modules

For Whom

User

Notes

None

Remedy

Change the function definition or name to one that is a scalar function

9409

Message

Invalid constraint name '%VSTR' defined in the statement.

Explanation

A statement has been submitted which contains a constraint name that does not exist. All security constraints must be defined before they can be assigned to users, profiles or tables.

Generated By

Parser Modules

For Whom

User

Notes

None

Remedy

Define the named constraint or change the specified name to an existing

9410

Message

Too many constraint columns are defined for the table.

Explanation

A create or alter table statement has been submitted which defines more constraints than are currently allowed for a table. The maximum allowed is 5.

Generated By

Parser Modules

For Whom

User

Notes

None

Remedy

Reduce the number of constraints and re-submit the statement.

9411

Message

Duplicate constraint name has been defined for a table.

Explanation

A create or alter statement has been submitted which contains a duplicate constraint name for the table. A constraint can only be defined once in a table.

Generated By

Parser Modules

For Whom

User

Notes

None

Remedy

Drop or change the duplicate constraint name to make it unique within the

9412

Message

Referenced constraint column does not exist in table.

Explanation

A Security Constraint column name which does not exist has been referenced in the statement.

Generated By

Parser Modules

For Whom

User

Notes

None

Remedy

Change the constraint name to one that does exist in the table and

9413

Message

An invalid constraint name has been assigned to the user.

Explanation

A create/modify user statement has been submitted which contains an invalid security constraint name.

Generated By

Parser modules.

For Whom

User.

Notes

None

Remedy

Change the constraint name in the statement to one that

9414

Message

A value name which does not exist has been defined for a security constraint.

Explanation

A statement assigned a constraint been submitted. The statement contains a non-existent value name for a security constraint.

Generated By

Parser modules.

For Whom

User.

Notes

None

Remedy

Change the value name in the statement to one that

9415

Message

More than one default value has been defined for a security constraint.

Explanation

A statement assigned a constraint has been submitted. The statement attempts to define more than one value name as the default for the constraint.

Generated By

Parser modules.

For Whom

User.

Notes

None

Remedy

Change the statement to define only a single default value

9416

Message

The same security name has been assigned more than once to a user.

Explanation

A create/modify user statement has been submitted which contains multiple instances of the same security constraint name.

Generated By

Parser modules.

For Whom

User.

Notes

None

Remedy

Change the statement to define the security constraint only

9417

Message

User has not been assigned the security credential '%DBID(%VSTR)'.

Explanation

A set session statement has been submitted which contains a value name that is not assigned to the user.

Generated By

Parser modules.

For Whom

User.

Notes

None

Remedy

Change the statement to use an assigned value and re-submit

9418

Message

The total number of %VSTR constraints assigned is over the limit.

Explanation

This error is returned when a CREATE USER, MODIFY USER, CREATE PROFILE, MODIFY PROFILE, or SET SESSION CONSTRAINT statement exceeded the maximum allowable constraint assignments. Assignments are limited to a total of 6 non-set and 2 set constraints per user or profile. VSTR can be "non-set", "set" or a null string.

Generated By

Parser modules.

For Whom

User.

Notes

None

Remedy

Change the statement to define a lesser number of security

9419

Message

Set session statement has defined more than one value name for a non-set constraint.

Explanation

A set session statement has been submitted which contains more than one value name for the same non-set security constraint.

Generated By

Parser modules.

For Whom

User.

Notes

None

Remedy

Change the statement to include only a single value name

9420

Message

A UDF defined for a security constraint does not exist or it is invalid.

Explanation

A security constraint has been assigned to a table which was an object of the DML statement. The constraint defined a UDF which covered the action of the DML statement. Either the UDF could not be found because it had been deleted or moved or the UDF had been changed so that it no longer met the requirements for a UDF written to enforce the security policy of a constraint.

Generated By

RES module.

For Whom

End User.

Notes

None

Remedy

Double-check constraint function definitions and their C source codes and rectify any inconsistency. If there is no inconsistency, determine if any constraint should be altered to add a missing constraint function.

9421

Message

Duplicate constraint name has been specified in %VSTR statement.

Explanation

A statement has been submitted which contains a duplicate constraint name.

Generated By

RES module.

For Whom

End User.

Notes

None

Remedy

Re-submit the statement with only unique constraint names.

9422

Message

Request size exceeds the maximum of 12500 characters

Explanation

The user specified a request that exceeds the specified limit.

Generated By

OPD

For Whom

End User

Notes

None

Remedy

The request size in bytes exceeds the limit

9423**Message**

Column '%VSTR' is not a constraint column.

Explanation

The user tried to grant an Override privilege on a column that is not a constraint column.

Generated By

RES

For Whom

End User

Notes

None

Remedy

Do not resubmit the request.

9424**Message**

Security column '%VSTR' cannot be renamed in a %FSTR.

Explanation

An alias is defined in the view or derived table definition for a security column in the base table.

Generated By

RES module.

For Whom

End User.

Notes

None

Remedy

Remove the alias and re-submit the statement.

9425**Message**

Row Level Security privilege cannot be granted to PUBLIC.

Explanation

The user tried to grant one of the following privileges to PUBLIC: CONSTRAINT DEFINITION
CONSTRAINT ASSIGNMENT OVERRIDE INSERT OVERRIDE SELECT OVERRIDE
UPDATE OVERRIDE DELETE

Generated By

RES

For Whom

End User

Notes

None

Remedy

Do not resubmit the request.

9427**Message**

An Override Constraint privilege can only be granted on a protected table or constraint column.

Explanation

The following privileges can only be granted on a protected table: OVERRIDE INSERT CONSTRAINT OVERRIDE SELECT CONSTRAINT OVERRIDE UPDATE CONSTRAINT OVERRIDE DELETE CONSTRAINT

Generated By

RES module.

For Whom

End User.

Notes

None

Remedy

Do not re-submit the request.

9428

Message

Security constraint %DBID is not set in the current session.

Explanation

The user must specify a session valuenam for the non-nullable constraint column.

Generated By

Resolver.

For Whom

End User.

Notes

None

Remedy

Use SET SESSION CONSTRAINT to set a valuenam for the

9429

Message

Duplicate function name "%VSTR" within a security constraint.

Explanation

A security constraint can be defined with a user defined function (UDF) for each of the statement actions. However, the name of each constraint UDF must be unique within the constraint definition.

Generated By

Parser Modules

For Whom

End User

Notes

None

Remedy

Change the duplicate UDF name in the statement to a unique name

9430

Message

The database specified for the UDF "%VSTR" is invalid.

Explanation

A security constraint statement specifies a UDF for execution of the security policy which is not contained in the SYSLIB database.

Generated By

Parser Modules

For Whom

User

Notes

None

Remedy

Change the UDF database to SYSLIB and re-submit the statement.

9431

Message

Duplicate statement action within a security constraint.

Explanation

A security constraint can be defined with a statement action user defined function (UDF). However, only one constraint UDF may be specified for each statement action.

Generated By

Parser Modules

For Whom

User

Notes

None

Remedy

Correct the duplicate statement action in the constraint DDL statement

9432

Message

Immediately alter table to have a unique primary index.

Explanation

The user created a USI on the same column set as the NUPI either through ALTER TABLE adding a new PK constraint or through CREATE UNIQUE INDEX. This results in the CREATE TABLE definition in SHOW TABLE being not valid.

Generated By

OPD.

For Whom

End User.

Notes

The request is still processed despite the warning.

Remedy

User needs to alter/recreate table using UPI instead of NUPI.

9433

Message

Input values specified for constraint columns may be replaced by session constraint values.

Explanation

The query is a parameterized insert into a protected table and the user has not been granted `OVERWRITE INSERT CONSTRAINT` privilege on one or more constraint columns. Any input value specified for a constraint column for which the user does not have `OVERWRITE INSERT CONSTRAINT` privilege will be replaced by the user's session value for the constraint.

Generated By

RES module.

For Whom

User.

Notes

None

Remedy

The message is for information only.

9434

Message

Row Level Security Override privileges cannot be granted with `GRANT OPTION`.

Explanation

Privileges pertaining to overriding RLS cannot be granted with `GRANT OPTION`. These privileges are: `OVERWRITE INSERT OVERWRITE SELECT OVERWRITE UPDATE OVERWRITE DELETE OVERWRITE DUMP OVERWRITE RESTORE`.

Generated By

OPD module.

For Whom

End User.

Notes

None

Remedy

Correct the request and re-submit it.

9435

Message

Invalid input for constraint column %DBID.

Explanation

A simple insert operation must specify a constant value only for a constraint column.

Generated By

Resolver.

For Whom

End User.

Notes

None

Remedy

Correct the request and re-submit it.

9436

Message

GLOP Set "%VSTR" does not exist.

Explanation

The user referenced a GLOP Set that does not exist.

Generated By

RES module.

For Whom

End User.

Notes

None

Remedy

Check the spelling of the GLOP set name. Check for the correct database name. Correct the request and resubmit it.

9437

Message

GLOP Set "%VSTR" already exists.

Explanation

The user tried to create a GLOP set and a table, view, trigger, macro, procedure, UDF or authorization with that name already exists. This error occurs on the CREATE GLOP SET statement.

Generated By

RES modules.

For Whom

End User.

Notes

None

Remedy

Examine the statement and verify that the request is correct. Change the statement to specify a different name and resubmit the request.

9438

Message

The privilege is not applicable to a GLOP SET.

Explanation

The applicable privileges on a GLOP SET object are CREATE GLOP, DROP GLOP and GLOP MEMBER. They are all database level privileges.

Generated By

RES modules.

For Whom

End User.

Notes

None

Remedy

Correct the statement and resubmit the request.

9439

Message

Reference to GLOP set "%VSTR" is not allowed in this context.

Explanation

The specified item is a GLOP set, but the context of query returning the error requires the item to be a table, or other objects.

Generated By

RES modules.

For Whom

End User.

Notes

None

Remedy

Correct the statement and resubmit the request.

9440

Message

"%VSTR" is not a GLOP set.

Explanation

The specified item is a table, view, macro, trigger, permanent journal, procedure, or UDF and the context of the query returning the error requires the item to be a GLOP set.

Generated By

RES modules.

For Whom

End User.

Notes

None

Remedy

Correct the statement and resubmit the request.

9441

Message

Illegal definition involving a protected table.

Explanation

This error code is returned in the following situations: a) A join index definition does not include all security constraints in a protected table, or references another table besides the protected table. b) A view definition references protected tables that do not have identical security constraints.

Generated By

Resolver.

For Whom

End User.

Notes

None

Remedy

Correct the request and re-submit it.

9442

Message

There is no constraint value set for the current session.

Explanation

The HELP SESSION CONSTRAINT statement did not find any constraint for the current session.

Generated By

OPD module.

For Whom

End User.

Notes

None

Remedy

This error message is informational only. User may submit

9443

Message

An invalid value was specified for the constraint column '%DBID'.

Explanation

As the user has been granted the OVERRIDE INSERT CONSTRAINT or OVERRIDE UPDATE CONSTRAINT privilege, the input value specified for the constraint column must either be a numeric value or NULL.

Generated By

RES module.

For Whom

User.

Notes

None

Remedy

Specify a valid value for the constraint column

9444

Message

A multi-table operation is executed and the tables do not have the same security constraints.

Explanation

In the first release of the security constraint functions it is required that all tables involved in a multi-table DML statement have the same security constraint definitions. The statement may be a merge, insert/select, join, or one involving a join.

Generated By

Resolver.

For Whom

End User.

Notes

None

Remedy

Either change the definition of the security constraints

9445

Message

Cannot drop GLOP set "%VSTR" definition when it contains data.

Explanation

GLOP set data exists. The GLOP set data must be removed before dropping the GLOP set.

Generated By

OPD modules.

For Whom

End User.

Notes

None

Remedy

Remove the GLOP set data and resubmit the request.

9446

Message

GLOP SP execution is not allowed inside a user-generated transaction.

Explanation

Execution of GLOP SP is not allowed in a user-generated transaction, i.e., in BT/ET or ANSI transaction.

Generated By

RES modules.

For Whom

End User.

Notes

None

Remedy

Give this CALL statement outside of a user generated (BT - ET) transaction or ANSI transaction.

9447

Message

Override Insert Constraint privilege is required for specifying a value for constraint column '%FLDID'.

Explanation

The user has does not have Override Insert Constraint privilege on a constraint column and has either: 1) specified a value for the column, or 2) submitted a compound statement (INSERT-SELECT or MERGE-INTO) and the insert values for the column were not taken

directly from the source table. Without Override Insert Constraint privilege, a MERGE INTO with an INSERT component can only reference the source base table in the USING clause, and not a view or derived table based on the source table.

Generated By

Resolver.

For Whom

End User.

Notes

None

Remedy

Replace the user-specified value for the constraint

9448

Message

User has not been assigned the security constraint %DBID.

Explanation

A set session statement contains a security constraint that has not been previously assigned to the user.

Generated By

Opd module.

For Whom

User.

Notes

None

Remedy

Change the statement to define a security constraint that

9449

Message

The constraint being altered or dropped is in use.

Explanation

An ALTER CONSTRAINT or DROP CONSTRAINT statement references a constraint that is still in use. A constraint is considered in use if it is assigned to a user or role, or is used as a constraint column in a protected table.

Generated By

Opd module.

For Whom

User.

Notes

None

Remedy

Make sure the constraint is no longer in use before

9450

Message

Security constraint column "%VSTR" cannot be renamed.

Explanation

'ALTER TABLE <tablename> RENAME <cname1> { AS | TO } <cname2>.' is illegal when the column being renamed is a constraint column.

Generated By

Parser Modules

For Whom

User

Notes

None

Remedy

Do not re-submit the request.

9451

Message

Invalid assignment for constraint column '%DBID'.

Explanation

This error is returned if the input specified for a target table's constraint column is not coming from a matching constraint column in the source table.

Generated By

Resolver.

For Whom

End User.

Notes

None

Remedy

Rewrite the query so that the source and target

9452

Message

%VSTR not found in SYSUDTLIB/TD_SYSFNLIB.

Explanation

When algorithmic compression clause is specified for a column, the compress/decompress UDFs are expected to be created in SYSUDTLIB/TD_SYSFNLIB. If created, then the compression specification should coincide with below:

- a) Column data type should be compatible with compress UDF input parameter type
- b) Column data type should be compatible with decompress UDF output parameter type
- c) Column Length should be less than or equal to UDF input and output parameter.
- d) The column CharSet should match with Compress UDFs input parameter CharSet and Decompress UDFs output parameter CharSet.

Generated By

RES.

For Whom

End User.

Notes

None

Remedy

Create the required UDFs before specifying the compress clause. Otherwise, Fix the problem and submit the SQL again.

9453

Message

ALC is not supported with specified data type on column %VSTR.

Explanation

Algorithmic compression clause is supported on the following data types only: a)CHAR/GRAPHIC b)VARCHAR/VARGRAPHIC c)BYTE/VARBYTE

Generated By

RES.

For Whom

End User.

Notes

None

Remedy

Remove the algorithmic compression clause on the data type.

9454

Message

Compress Attribute cannot be changed on column '%VSTR' when table has data.

Explanation

ALTER TABLE cannot change the compress attribute on a column that has data. This is when either the old or new compress attribute has ALC.

Generated By

RES.

For Whom

End User.

Notes

None

Remedy

Take a backup of data, delete it, change the compression attribute, and reload the data.

9455

Message

ALC specification has invalid options: %VSTR.

Explanation

The algorithmic compression specification should coincide with below: a)DETERMINISTIC Flag b)NULL ON NULL INPUT Flag c)FOR COMPRESS/DECOMPRESS Flag d)Only SCALAR UDFs are allowed e)Compress UDF with output parameter of VARBYTE f)Decompress UDF with input parameter of VARBYTE g)Column data type should be compatible with decompress UDF output parameter type h)UDF input and output parameter length should be less than column length i)The column CharSet should match with Compress UDF's output parameter CharSet.

Generated By

RES.

For Whom

End User.

Notes

None

Remedy

Fix the problem, and submit the SQL again.

9456

Message

Compression not possible

Explanation

The compression specification is unable to compress the input string. The error could be returned when 1. Compressed string exceeds the length of the input string WARNING: This error is only to be set for ALC fastpath compress s UDFs. In other cases setting this might result in undefined behaviour!!!

Generated By

fast path UDFs

For Whom

End User.

Notes

None

Remedy

Possibly try different compression algorithm for the input.

9457

Message

Override Update Constraint privilege is required for update of constraint column '%VSTR'.

Explanation

Constraint columns can only be updated if the user has the OU privilege.

Generated By

RES module.

For Whom

User.

Notes

None

Remedy

Do not resubmit the request.

9458

Message

Parameter style of UDF '%TVMID' is incompatible with security column's nullability attribute.

Explanation

A constraint column's nullability attribute must match up with its INSERT or UPDATE constraint function's parameter style as follows: Nullable - parameter style must be SQL. Non-nullable - parameter style must be TD GENERAL.

Generated By

RES module.

For Whom

User.

Notes

None

Remedy

The Security Administrator must correct either the

9459

Message

The constraint being altered does not have a %VSTR function.

Explanation

An ALTER CONSTRAINT statement is trying to drop a constraint function that is not defined for the constraint.

Generated By

Parser Modules

For Whom

User

Notes

None

Remedy

Correct the invalid statement and re-submit the request.

9460

Message

Source is a query referencing a protected table.

Explanation

If the source references a protected table, only 'CREATE TABLE <table2> AS <table1> ... ;' is legal. 'CREATE TABLE <table2> AS (<subquery on table1>) ... ;' is illegal.

Generated By

Parser Modules

For Whom

User

Notes

None

Remedy

Do not re-submit the request.

9461

Message

Default value cannot be defined on a set constraint.

Explanation

A statement assigning a constraint has been submitted. The statement attempts to define a default value on a set constraint. The DEFAULT keyword is applicable to non-set constraints only.

Generated By

Parser modules.

For Whom

User.

Notes

None

Remedy

Remove the DEFAULT keyword from the set constraint

9462**Message**

Data type of range boundary is incompatible with the test value type.

Explanation

For a RANGE_N function or an ALTER TABLE, the data type of a range boundary in an EACH clause must be compatible for casting to the data type of the test value, and not result in a precision loss. For example, casting of a REAL number with digits to the right of the decimal place, to an integer, would result in truncation of the fractional digits and loss in precision.

Generated By

OPT modules.

For Whom

End User.

Notes

None

Remedy

Examine the SQL statement and verify that the request is correct. Change the statement to adhere to the RANGE_N function rules and resubmit the request.

9463**Message**

Invalid Options Parcel Length

Explanation

Request Options Parcel of an unexpected byte length was received by the parser. As of TD release 13.10 the expected byte lengths follow. Note that the header lengths are included in these lengths (Standard is 4, alternate is 8). Starting with Using the Using the this release standard parcel alternate parcel header header Any pre-12.0 14 18 12.0 15 19 13.10 19, or greader 23, or greater

Generated By

Pardrvr, Pfmutsr modules

For Whom

System Support Representative

Notes

None

Remedy

Correct the program and resubmit the request

9464

Message

The operation failed because %VSTR is missing, run %FSTR.

Explanation

The operation failed because some object is missing.

Generated By

RES.

For Whom

End User.

Notes

None

Remedy

Run DIPUDT. Run DIPSYFNC for TD_GETFUNCTIONCONTEXT function called in dip script.

9465

Message

A DBQL diagnostic that prevents queries from executing is enabled.

Explanation

A DBQL diagnostic that prevents queries from executing is enabled.

Generated By

RES modules.

For Whom

End User.

Notes

None

Remedy

Contact your support representative.

9466

Message

Concurrent change conflict on table -- try again.

Explanation

During processing of a user's transaction, another concurrent session had changed the table.

Generated By

RES modules.

For Whom

Internal error, users won't see.

Notes

This error is similar to ERRTEQTABCHANGED, the difference in ERRTEQTABCHANGEDX is the info from DBC tables was obtained by dirty read and not reliable. So, instead of returning the error to users, the request is internally resubmitted.

Remedy

Query will be automatically reparsed.

9467

Message

The usage of security constraint "%FSTR" in the %VSTR is not allowed.

Explanation

The CREATE, or ALTER, statement contains an invalid usage of a security constraint. Security constraint columns cannot be a component of: - a primary index definition - a primary key definition - a foreign key definition - a partitioning expression - a UNIQUE constraint

Generated By

Parser Modules

For Whom

User

Notes

None

Remedy

Redefine the index/key definition without the security

9468

Message

The usage of security constraint "%VSTR" in the CHECK constraint is not allowed.

Explanation

The CREATE, or ALTER, statement contains an invalid usage of a security constraint in a CHECK constraint definition. Security constraint columns cannot be a component of an expression in a CHECK constraint.

Generated By

Parser Modules

For Whom

User

Notes

None

Remedy

Redefine the CHECK condition without the security

9469

Message

A temporary or queue table definition cannot have any security constraint column nor refer to RLS protected table.

Explanation

Security constraints are not allowed in the definition and RLS protected table cannot be referred for global temporary, volatile, or queue table. Queue tables currently have a limitation that disallows a WHERE clause when a row is being CONSUMED. This precludes the addition of security constraint predicates when queue table rows are consumed.

Generated By

Parser Modules

For Whom

User

Notes

None

Remedy

Redefine the CREATE, or ALTER, statement without

9470

Message

Warning: DBQL XMLPLAN/STATSUSAGE encountered a problem %VSTR,=%s

Explanation

The DBQL XMLPLAN/STATSUSAGE query logging feature encountered an unexpected problem.

Generated By

Parser and Dispatcher query logging modules.

For Whom

End User.

Notes

The request being logged is still executed despite the warning.

Remedy

Examine the logged XML/STATSUSAGE document for further details.

9471

Message

Algorithmic Compression feature not yet enabled.

Explanation

The algorithmic compression feature will be enabled only when the Dbscontrol internal flag No13dotBackdown is set to TRUE.

Generated By

SYN/RES.

For Whom

End User.

Notes

None

Remedy

Enable No13dot0Backdown in Dbscontrol after understanding the limitations in so doing.

9472

Message

Error in CREATE TABLE DDL, %VSTR.

Explanation

This error covers exceptions for creating a table using CT AS syntax from join indexes such as 1. Compressed JI 2. JI with Value order 3. Hash Index

Generated By

OPD modules.

For Whom

End User.

Notes

None

Remedy

Consider the possibility of using CT-AS with subquery syntax.

9473

Message

%VSTR has not yet been enabled.

Explanation

The indicated feature has not been enabled. The indicated feature and certain other features are enabled only when the DBSControl general field No13dot0Backdown (65) is set to TRUE. If the feature is enabled, back down from Teradata DBS 13.10 to Teradata DBS 13.0 without a sysinit is no longer allowed. After setting to TRUE, this general field cannot be set back to FALSE. Some features that are not enabled until this general field is set to TRUE include algorithmic compression, AT clause in CAST/conversion, time zone strings, and merge data blocks during full-file operations.

Generated By

SYN/RES.

For Whom

End User.

Notes

None

Remedy

Contact your Support Representative. Your Support Representative needs to contact the Global Support Center to set the general field No13dot0Backdown (65) to TRUE in DBSControl when it is determined that being able to back down from 13.10 to 13.0 without a sysinit is no longer required for this system.

9474

Message

SQL cannot be captured for replication. Reason: %VSTR.

Explanation

This error covers exceptions for capturing SQL for replication.

Generated By

OpuRSSQL modules.

For Whom

End User.

Notes

None

Remedy

One of the following actions can be taken depending on the reason. 1. Establish connection for replication group in maximum protection mode. 2. Rewrite the SQL and resubmit the request. 3. If SQL can't be rewritten, submit it with OVERRIDE REPLICATION ON on the primary and apply the same manually on the subscriber.

9475

Message

Non-deterministic UDFs/UDMs not allowed in inserted column value(s).

Explanation

Non-deterministic UDFs/UDMs can not be used to 1.) For creating a PI column value in a simple insert statement like, insert t1 (NUDF(1,10),...) 2.) For insert/update of column(PI or non-PI) value(s) through mload. As the non-deterministic UDFs/UDMs produces inconsistent results in this case.

Generated By

OptIns, OphEdIns, OphEdUpd

For Whom

End User.

Notes

None

Remedy

Use insert select if you have to use non-deterministic UDFs/UDMs in PI columns insert into t1 select (NUDF(1,10),...);

9476

Message

Request Cache is corrupted. Avoiding the Cache Path if possible. Purge the Cache or Restart DBS to fix.

Explanation

This warning is generated when due to some unknown problem request Cache is corrupted. When the request Cache corruption is identified Request Cache will be bypassed and the query will be parsed each time.

Generated By

PAR modules.

For Whom

End User.

Notes

None

Remedy

Purge the Cache. If the problem persists restart the database.

9477

Message

A column must not occur more than once in a column partition.

Explanation

A column must not be specified to occur more than once in a column partition.

Generated By

RES module.

For Whom

End User.

Notes

None

Remedy

Correct statement and resubmit.

9478

Message

Table must be column partitioned.

Explanation

The table referenced in this statement must be column partitioned.

Generated By

RES module.

For Whom

End User.

Notes

None

Remedy

Correct statement and resubmit.

9479

Message

Too many column partitions.

Explanation

An ALTER TABLE statement attempted to add another column partition to a column-partitioned table but the number of column partitions specified by the user plus three exceeds the maximum allowed for the column partitioning level.

Generated By

RES module.

For Whom

End User.

Notes

None

Remedy

Correct statement and resubmit.

9480

Message

ROWID must be specified with an alias for a column-partitioned join index.

Explanation

The system-derived column ROWID with an alias must be specified in the select expression list of a CREATE JOIN INDEX statement when column partitioning is specified for the join index. The name ROWID must not be referenced in the column grouping if column grouping is specified in the COLUMN clause of the PARTITION BY clause; use the alias instead.

Generated By

RES module.

For Whom

End User.

Notes

None

Remedy

Specify an alias for ROWID in the select expression list and, if column grouping is specified in the COLUMN clause of the PARTITION BY clause and you want to reference it in the grouping clause, reference its alias (not ROWID) in the column grouping and resubmit.

9481

Message

Target table must be a table with no primary index when a %VSTR.

Explanation

The target table must be a table with no primary index when a HASH BY or LOCAL ORDER BY clause is specified for an INSERT-SELECT statement. When HASH BY is specified for a CPPI or CPPA object, a modified error message is issued that The target table must be a table with no primary index when a HASH BY clause is specified for an INSERT-SELECT statement.

Generated By

RES module.

For Whom

End User.

Notes

None

Remedy

Correct statement and resubmit.

9482

Message

DROP RANGE/ADD RANGE clause has no corresponding level that is a RANGE_N function.

Explanation

For an ALTER TABLE statement altering ranges, the first alter ranges clause (DROP RANGE and/or ADD RANGE) when it doesn't specify a specific level defaults to apply to the first level that has a partitioning expression consisting solely of a RANGE_N function but no such level occurs in the existing partitioning. Or, if not the first alter ranges clause, it defaults to apply to the next level after the default or specified level of the preceding alter ranges clause that has a partitioning expression consisting solely of a RANGE_N function but no such level occurs in the remaining levels of existing partitioning.

Generated By

RES module.

For Whom

End User.

Notes

None

Remedy

Examine the SQL statement and verify that the request is correct. Change the statement to adhere to the multilevel partitioning rules and resubmit the request.

9486

Message

Object %DBID.%TVMID with a primary AMP index is invalid and cannot be accessed via the primary AMP index.

Explanation

An invalid primary AMP index can occur when a nonempty table with a primary AMP index has been restored/copied to a different configuration (that is, a different number of AMPs or a different hash algorithm) than the source system. This can also occur when a nonempty table or join index with a primary AMP index has been processed by the Reconfig utility. The table or join index cannot be accessed via the invalid primary AMP index.

Generated By

AMP modules

For Whom

End User.

Notes

None

Remedy

For a table, alter the table to have no primary index or copy the table to a new CPPA table. For a join index, drop and recreate the join index and resubmit the request.

9487

Message

The constraint '%DBID' does not have a function defined for %VSTR operations.

Explanation

The query involves access of protected data and a constraint function controlling the query is not recognized by the system. Probable causes are: a) no constraint function is defined for the statement action (INSERT, SELECT, UPDATE, or DELETE), b) there is some incompatibility between the SQL definition of the constraint UDF and the C language definition of the UDF routine. A constraint UDF must be defined for the constraint before the operation is permitted.

Generated By

RES module.

For Whom

User.

Notes

None

Remedy

Correct the error and re-submit the request.

9488

Message

CREATE text for the specified constraint is too long for SHOW CONSTRAINT.

Explanation

The text that would be used in a single CREATE CONSTRAINT statement for the specified constraint is too long to return via SHOW CONSTRAINT.

Generated By

OPT modules.

For Whom

End User.

Notes

None

Remedy

Do not re-submit the request.

9489

Message

The specified audit frequency for a protected table is illegal.

Explanation

'LAST' and 'FIRST AND LAST' cannot be specified in a BEGIN LOGGING statement if the object under audit is a protected table.

Generated By

Parser module.

For Whom

End User.

Notes

None

Remedy

Change the frequency to 'FIRST' or 'EACH' and

9490

Message

The FOR CONSTRAINT clause may only be specified for auditing a protected table.

Explanation

The object of access logging must be a protected table if the FOR CONSTRAINT clause is specified.

Generated By

Parser module.

For Whom

End User.

Notes

None

Remedy

Do not re-submit the request.

9491

Message

Statements that administer Row Level Security are not allowed in macros or stored procedures.

Explanation

DDL and DCL statements for RLS administration will not be allowed to be defined in macros or stored procedures.

Generated By

RES modules.

For Whom

End User.

Notes

None

Remedy

Correct the error and re-submit the request.

9492

Message

The UDF "%VSTR" is already defined for the security constraint being altered.

Explanation

When trying to add a UDF for the security constraint the UDF name should be valid i.e. it must be unique within the constraint definition.

Generated By

Parser Modules

For Whom

User

Notes

None

Remedy

Change the UDF name in the ALTER, statement to a

9493

Message

The statement action %VSTR is already defined for the security constraint being altered.

Explanation

When trying to add a UDF with a statement action for the security constraint, that action should not be already defined for the constraint. If it is defined then a 'REPLACE' action should be used instead.

Generated By

Parser Modules

For Whom

User

Notes

None

Remedy

Change the ADD option to a REPLACE option or change

9494

Message

The column level privilege cannot be granted on the security constraint %VSTR.

Explanation

It is not allowed to grant any column level DML privilege i.e. INSERT, UPDATE and SELECT on a column defined as a RLS constraint.

Generated By

RES.

For Whom

End User.

Notes

None

Remedy

Do not re-submit the request.

9495

Message

Constraint column '%VSTR' cannot be defined with any column attribute.

Explanation

A security constraint column cannot have any of the column attributes such as compress, default, unique etc.

Generated By

RES.

For Whom

End User.

Notes

None

Remedy

Remove any column attribute from the constraint column

9496

Message

Cannot add a constraint column to a protected table with a join or hash index.

Explanation

Constraint columns cannot be added to a protected table with a join index or a hash index because the join or hash index definition has to include all constraint columns in the table.

Generated By

RES module.

For Whom

User.

Notes

None

Remedy

Drop the join or hash index before adding a constraint

9497

Message

The datatypes of the constraint '%VSTR' and an input parameter of the constraint function '%TVMID' do not match.

Explanation

The datatype of the constraint function's input parameter must be the same as the datatype of the constraint.

Generated By

RES module.

For Whom

User.

Notes

None

Remedy

Change the datatype of the UDF's input parameter to be the same as the datatype of the security constraint.

9498

Message

The XML plan feature is disabled.

Explanation

The user specified IN XML when the XML PLAN feature is disabled through the internal Dbscontrol flag, DisableXMLPLANLogging.

Generated By

PAR module.

For Whom

End User.

Notes

None

Remedy

Re-submit the statement with feature enabled.

9500

Message

A CDT Index error occurred. %VSTR

Explanation

This error is reported if an error occurred with a CDT index. See the individual error message for details.

Generated By

PAR module.

For Whom

End User.

Notes

None

Remedy

See individual text.

9514

Message

Cannot proceed with DBC Restore because DBC logons are disabled. Please enable DBC logons and re-run the DBC Restore job. DBC Restore job will delete all user data upon completion.

Explanation

During a Full DBC Restore operation, DBC Logons should be enabled as enabling all logons causes restart when other users try to logon. So report an error if DBC Logons are not enabled before starting the DBC Restore and abort the restore operation. DBC user has to enable the DBC logons and logoff the users other than DBC and should start the DBC Restore again.

Generated By

OPT modules.

For Whom

End User.

Notes

None

Remedy

DBC user has to Disable the logons except DBC and logoff all the users other then DBC and start the Restore process again. Also, DBC Logons should be kept enabled until DBC Restore is complted.

9531

Message

Override Select Constraint privileges are required for this operation.

Explanation

Override Select Constraint privileges on both the target and save tables are required for altering the partitioned primary index of a protected table.

Generated By

RES module.

For Whom

User.

Notes

None

Remedy

Obtain the required privileges before re-submitting the

9532

Message

Target and save tables do not have identical security constraints.

Explanation

The table being altered is a protected table And the save table is not created with the same constraints defined in the target table.

Generated By

RES module.

For Whom

End User.

Notes

None

Remedy

Re-create the save table with the constraints

9533

Message

The revoke statement is illegal.

Explanation

The user is trying to revoke either a) an Override Constraint privilege on a table that is not protected, or b) a RLS privilege from PUBLIC. RLS privileges cannot be granted to PUBLIC.

Generated By

RES module.

For Whom

End User.

Notes

None

Remedy

Do not re-submit the request.

9534

Message

The NO RLS option is applicable to creating an error table for a protected table only.

Explanation

When the NO RLS clause is specified, an unprotected error table will be created for a protected data table. It is illegal to specify the clause if the data table is not protected.

Generated By

RES module.

For Whom

End User.

Notes

None

Remedy

Do not re-submit the request.

9536

Message

RANGE_N defines more than %VSTR result values.

Explanation

A RANGE_N function with INTEGER data type must not define more than 2147483647 result values (including all the ranges, and the NO RANGE, UNKNOWN, and NO RANGE OR UNKNOWN options if specified). In this case, the value for VSTR is "2147483647". A RANGE_N function with BIGINT data type must not define more than 9223372036854775807 result values (including all the ranges, and the NO RANGE, UNKNOWN, and NO RANGE OR UNKNOWN options if specified). In this case, the value for VSTR is "9223372036854775807".

Generated By

OPT modules.

For Whom

End User.

Notes

None

Remedy

Examine the RANGE_N function invocation and verify that it is correct. Modify the arguments to the RANGE_N such that maximum result value does not exceed the limit.

9540

Message

The ExportDefinitionName '%VSTR' does not exist.

Explanation

The user referred to an ExportDefinitionName as %VSTR that does not exist in DBC.ExportWidth table.

Generated By

OPD modules.

For Whom

User.

Notes

None

Remedy

Correct the Teradata SQL statemenet by using a valid ExportDefinitionName and resubmit the request.

9541

Message

Diagnostic REWRITEQRY that returns rewritten text is applied on this query.

Explanation

This is a warning message and not an error. This warning code means that the the query is rewritten and the rewritten text is sent back.

Generated By

PAR modules.

For Whom

End user.

Notes

None

Remedy

Not an error. This message is for information only.

9542

Message

A security constraint with the name "%VSTR" already exists.

Explanation

This error is displayed when the user tried to create an UDT which has the same name as an existing security constraint.

Generated By

Resolver

For Whom

End User

Notes

None

Remedy

Examine the Teradata SQL statement and verify that the request is correct. Change the statement to specify a different name and resubmit the request.

9543

Message

Database SYSLIB or function SYSLIB.GetTimeZoneDisplacement does not exist.)

Explanation

Database SYSLIB or UDF SYSLIB.GetTimeZoneDisplacement does not exist. System/user timezonestring is in effect and this object was found missing while resolving the timezone string.

Generated By

conlopa

For Whom

End User

Notes

None

Remedy

DBA should run dipdem to regenerate these objects.

9544

Message

The ExportDefinitionName cannot be longer than %VSTR characters.

Explanation

The ExportDefinitionName is longer than permitted.

Generated By

OPD modules.

For Whom

User.

Notes

None

Remedy

Correct the Teradata SQL statemenet by using a valid ExportDefinitionName and resubmit the request.

9545

Message

The ExportDefinitionName value must be a character string.

Explanation

The ExportDefinitionName value must be a character string.

Generated By

OPD modules.

For Whom

User.

Notes

None

Remedy

Use a character string for the ExportDefinitionName value.

9546

Message

AT TIME ZONE is not a valid compile option for this '%VSTR'.

Explanation

AT TIME ZONE clause is not allowed for compile of pre-14.0 SPs or for this application category of external stored procedure.

Generated By

PAR module.

For Whom

End User.

Notes

None

Remedy

For pre-14.0 SPs, retry the alter procedure without the AT TIME ZONE clause first to recompile in the current Teradata release and then resubmit with AT TIME ZONE clause.

9547

Message

%VSTR can only be qualified by SYSUDTLIB/TD_SYSFNLIB.

Explanation

When algorithmic compression clause is specified for a column, the compress/decompress UDFs cannot be qualified by other than SYSUDTLIB/TD_SYSFNLIB.

Generated By

RES.

For Whom

End User.

Notes

None

Remedy

Use only SYSUDTLIB/TD_SYSFNLIB as qualifier for Compress/Decompress UDFs.

9548

Message

Source rows did not include all constraint columns in the source table.

Explanation

A MERGE-INTO or INSERT-SELECT statement involved a view or derived table that did not include all constraint columns in the source table.

Generated By

RES module.

For Whom

End User.

Notes

None

Remedy

Do not re-submit the request.

9550

Message

There are no statistics defined for the table.

Explanation

There are no statistics defined for the source table referenced in a Create Table as .. with data and statistics statement.

Generated By

OPD modules.

For Whom

End User.

Notes

This warning is issued when the statistics are requested to be copied but no statistics are available on the source table.

Remedy

Resubmit the statement without the copy statistics option (WITH STATISTICS).

9551

Message

A left open monitor resource was detected by parser when parsing a SQL request.

Explanation

The event message documents a left open monitor detected when parsing a request.

Generated By

PARSER .

For Whom

System Support Representative.

Notes

None

Remedy

Contact your support representative.

9552

Message

statistics cache hit ratio is lower than the threshold set in dbs control internal field.

Explanation

Statistics cache hit ratio is lower than the threshold. Please consider increasing the number of segments in the statistics cache.

Generated By

opt module.

For Whom

System Support Representative.

Notes

None

Remedy

Increase the number of segments in the statistics cache.

9553

Message

Cannot create/replace UDF/UDT with the current character set.

Explanation

MBC UDFs/UDTs are currently existing on the system. Users must use a character set that can accomodate all existing MBC UDFs/UDTs to create/replace this UDF/UDT.

Generated By

mgcudfids.c.

For Whom

User.

Notes

None

Remedy

Re-submit the statement with an appropriate character set.

9554

Message

Warning: Invalid join index is found.

Explanation

A join index is invalid because a UDF/UDM it refers to has been dropped.

Generated By

OPT modules.

For Whom

The DBA and the System Support Representative.

Notes

This warning is issued when a join index is no longer valid due to non-existent UDFs/UDMs referenced by the join index(es).

Remedy

Drop the invalid join index.

9555

Message

Single-column PARTITION Statistics are recollected. It is recommended to collect multicolumn PARTITION Statistics.

Explanation

Modifying partitioning expression invalidates the PARTITION statistics. Single-column partition statistics is automatically recollected. It is recommended to recollect multicolumn partition statistics.

Generated By

OPD modules.

For Whom

End User.

Notes

This warning is issued when modifying partitioning expression having multicolumn PARTITION statistics.

Remedy

Recollect the multicolumn PARTITION statistics.

9556

Message

Collect SUMMARY statistics natively on the target table.

Explanation

SUMMARY statistics saves some physical attributes of the table. It is recommended to collect SUMMARY statistics natively on the target table.

Generated By

OPD modules.

For Whom

End User.

Notes

This warning is issued when SUMMARY statistics are copied between the tables.

Remedy

Collect SUMMARY statistics natively on the target table.

9557

Message

Collect or refresh single and multicolumn PARTITION Statistics.

Explanation

Modifying the partitioning expression invalidates the PARTITION statistics. It is recommended to collect or recollect single-column and multicolumn PARTITION statistics after modifying the partitioning expression.

Generated By

OPD modules.

For Whom

End User.

Notes

This warning is issued when modifying partitioning expression either when no statistics are available or when when multicolumn PARTITION statistics are available.

Remedy

Collect or recollect single and multi column PARTITION statistics.

9558

Message

Row Level Security operations are not supported on this system.

Explanation

The Row Level Security feature is disabled and user attempted to access an RLS table created before the feature was disabled.

Generated By

RES module.

For Whom

End User.

Notes

None

Remedy

Do not resubmit the request.

9559

Message

Temporal operations are not supported on a table without a primary index.

Explanation

Temporal operations on a table without a primary index can be done only when EnableNoPITemporal flag in the cost profile is set to 1.

Generated By

resnamtb.c.

For Whom

User.

Notes

None

Remedy

Set EnableNoPITemporal flag in the cost profile to 1 and re-submit the statement.

9560

Message

Collect SUMMARY, single and multicolumn PARTITION statistics natively on the target table.

Explanation

SUMMARY statistics saves some physical attributes of the table. Also, copying PARTITION statistics between the tables having different partitioning expression invalidates them. It is recommended to collect SUMMARY and PARTITION statistics natively on the target table.

Generated By

OPD modules.

For Whom

End User.

Notes

This warning is issued when copying SUMMARY, single and/or multicolumn PARTITION statistics with different partitioning expression.

Remedy

Collect SUMMARY, single and multicolumn PARTITION statistics natively on the target table.

9561

Message

Collect single and multicolumn PARTITION statistics natively on the target table.

Explanation

Single column and/or multicolumn PARTITION statistics that are copied between tables having different partitioning expression are not valid. It is recommended to collect these statistics natively on the target table.

Generated By

OPD modules.

For Whom

End User.

Notes

This warning is issued when copying single and/or multicolumn PARTITION statistics between tables with different partitioning expression.

Remedy

Collect single and multicolumn PARTITION statistics natively on the target table.

9562

Message

Internal error has occurred. Query will be retried with the following parser diagnostics enabled:

Explanation

This error is similar to a 3610 error except that it will be retried with parser diagnostics enabled.

Generated By

CON and PAR modules.

For Whom

End User, and System Support Representative.

Notes

None

Remedy

N/A

9563

Message

Insufficient memory to construct the XML for this request.

Explanation

The request required too much memory to construct internal XML structures.

Generated By

DOM modules.

For Whom

End User.

Notes

None

Remedy

Increase the DBS Control Performance field DBQLXMLPlanMemLimit.

9564

Message

Invalid CDCPREPARE parcel received.

Explanation

The CDCPREPARE parcel received from CLI is invalid. The reason could be that a field value in the parcel body is not correct or combination of the field values is not supported.

Generated By

Parser.

For Whom

System Support Representative.

Notes

None

Remedy

Save all the information. Contact your support representative.

9565

Message

Unity metadata/change data capture failure. Reason: %VSTR.

Explanation

This is a generic error indicating an error occurred during processing of metadata or change data capture for Unity.

Generated By

Parser.

For Whom

System Support Representative.

Notes

None

Remedy

Save all the information. Contact your support representative.

9566

Message

No online RSG Vproc to process the request.

Explanation

Request processing requires RSG Vproc, but system does not have online RSG Vprocs.

Generated By

Parser.

For Whom

System Support Representative.

Notes

None

Remedy

Bring RSG Vproc(s) online before resubmitting the request.

9567

Message

Query band name is not supported FOR TRANSACTION.

Explanation

The query band name is not supported with FOR TRANSACTION option. It is supported with FOR SESSION option only.

Generated By

OPD

For Whom

User.

Notes

None

Remedy

Correct the query band statement and resubmit.

9570

Message

A constraint defined in the table is invalid.

Explanation

This can happen when a constraint is dropped or recreated after a table defined with the constraint is archived. When the archived table is restored, the referenced constraint's internal id is not associated with an existing constraint in DBC.SecConstraints.

Generated By

RES module.

For Whom

End User.

Notes

None

Remedy

The restored table is inaccessible because of a dropped or recreated constraint. Identify the constraint that was dropped or recreated after the archive was taken. Drop the constraint

column and add back the constraint if it was recreated, then resubmit the request. For further help, contact your Support Representative.

9572

Message

DBQL Mode out of range. %VSTR.

Explanation

The Mode specifies the manner in which DBQL collects CPU/IO resource usage data for this rule. It overrides the system default selection specified by DBS Control general parameter "DBQL CPU/IO Collection". The %VSTR is the variable string that provides the valid range, for example "Valid range is 0 to 3".

Generated By

OPD

For Whom

END USER

Notes

None

Remedy

Reissue the Query Logging request with a mode value in the range specified.

9573

Message

MODE not allowed on Begin/Replace Query Logging due to lack of Execute rights on DBC.DBQLModeMacro.

Explanation

The user did not have EXECUTE right on DBC.DBQLModeMacro which is required for specification of MODE on the Begin/Replace Query Logging SQL statement.

Generated By

Parser/Syntaxer

For Whom

End User, System Administrator

Notes

None

Remedy

Eliminate the use of MODE or obtain the necessary right.

9574

Message

The DBQL option %VSTR.

Explanation

The Begin/Replace Query Logging command option specified in the error text is not available because the associated macro is missing.

Generated By

resolver

For Whom

End User.

Notes

None

Remedy

DBA should create the respective macro.

9577

Message

Create/Replace failed because of incompatible "%VSTR".

Explanation

The parameter style is not compatible with the function type or the language style.

Generated By

RES modules.

For Whom

User.

Notes

None

Remedy

Specify compatible parameter, function type, and language styles.

9578

Message

Extended MultiLoad Protocol does not allow USI update on the target table.

Explanation

USI update is not allowed in Extended MultiLoad Protocol.

Generated By

OPH module.

For Whom

End User.

Notes

None

Remedy

Do not update USI or do not use Extended MultiLoad Protocol.

9579

Message

Extended MultiLoad Protocol does not allow multiple DMLs on the same target table.

Explanation

Multiple DMLs are not allowed on the same target table in Extended MultiLoad Protocol. Note
- an Upsert is considered one DML.

Generated By

OPH module.

For Whom

End User.

Notes

None

Remedy

Do not submit multiple DMLs on the same target table or do not use Extended MultiLoad Protocol.

9580

Message

Warning: Extended MultiLoad Protocol is to be used for the MultiLoad job.

Explanation

This warning code, when included in the Success/OKs parcel for the CHECK WORKLOAD END statement, tells the Client application that the Extended MultiLoad Protocol is to be used for the current MultiLoad job. Without this warning code, the traditional MultiLoad protocol is to be used instead.

Generated By

OPH module.

For Whom

Client Application.

Notes

None

Remedy

None.

9581

Message

Warning: The work table %DBID.%TVMID specified in the MLOAD statement was not created for the MultiLoad job.

Explanation

This warning code, when included in the Success/OKs parcel for an MLOAD statement, tells the Client application that the work table specified in the statement was not created for the current MultiLoad job. There can be multiple MLOAD statements for a job; each is generated for a specific target table. Only the work table specified in the first MLOAD statement will be

used to create the NoPI staging table for the job when Extended MultiLoad Protocol is used. This warning code tells the Client application that a work table was not created and therefore the Client application should not attempt to drop it at the end of the load.

Generated By

OPH module.

For Whom

Client Application.

Notes

None

Remedy

Do not drop the work table at the end of the load.

9582

Message

The maximum number of sessions allowed for this MultiLoad job has been reached.

Explanation

This error occurs when the maximum number of sessions allowed for a MultiLoad job has been reached. The default limit is the number of AMPs in the system.

Generated By

TDWM module.

For Whom

Internal Message Only.

Notes

None

Remedy

This error exists only to instruct the utility program to stop attempting to log sessions onto the Teradata DBS.

9583

Message

Warning: The NoPI staging table has been deleted due to restart with LOB.

Explanation

This warning code, when included in the Success/OK parcel for a BEGIN MLOAD statement, tells the Client application that the NoPI staging table has been deleted and the Client application should unwind the import data to the beginning. This happens when there is a restart during the acquisition phase and the target table has LOB column(s). Restarting the acquisition phase requires dropping of duplicate data that are resent from the restart. This will be done by sort but there is no interface currently available to drop the associated LOB rows.

Generated By

AMP module.

For Whom

Client Application.

Notes

None

Remedy

Rewind the import data to the beginning.

9584

Message

Invalid derived period column definition.

Explanation

The columns participating in the derived period column must be identical date time columns with identical format.

Generated By

RES modules

For Whom

The end user.

Notes

None

Remedy

Correct the statement and resubmit.

9585

Message

A column must not be part of more than one derived period column definition.

Explanation

A column cannot be both begin column and end column of a derived period column definition.

Generated By

RES modules

For Whom

The end user.

Notes

None

Remedy

Correct the statement and resubmit.

9586

Message

A column cannot be both the begin column and end column of a derived period column definition.

Explanation

A column can be either a begin column or an end column of a derived period column definition, but not both.

Generated By

RES modules

For Whom

The end user.

Notes

None

Remedy

Correct the statement and resubmit.

9587

Message

Invalid use of a derived period column.

Explanation

The derived period column is not allowed in any other statement other than period predicates.

Generated By

RES modules

For Whom

The end user.

Notes

None

Remedy

Correct the statement and resubmit.

9588

Message

Column %VSTR is part of derived period column definition and cannot be dropped.

Explanation

The columns participating in the derived period column cannot be dropped using ALTER TABLE.

Generated By

OPD modules

For Whom

The end user.

Notes

None

Remedy

Remove the derived period column and resubmit.

9589

Message

Session qualifier cannot be set when nontemporal application compatibility mode is disabled.

Explanation

Session qualifier cannot be set when nontemporal application compatibility mode is disabled.

Generated By

RES modules

For Whom

The end user.

Notes

None

Remedy

Do not set the session qualifier in nontemporal application compatibility mode is disabled.

9590

Message

Nontemporal application compatibility mode changed to %VSTR.

Explanation

Nontemporal application compatibility mode is changed between the database restarts.

Generated By

CTX modules

For Whom

The end user.

Notes

None

Remedy

Nontemporal application compatibility mode is changed between the database restarts.

9591

Message

Normalize column must be a period column.

Explanation

When a table is DDL normalized, then the <Normalize column> must be a period data type column or a pseudo period column.

Generated By

RES module.

For Whom

End User.

Notes

None

Remedy

Correct statement and resubmit.

9592

Message

NORMALIZE is not allowed on a transaction time column.

Explanation

When a table is DDL normalized, then the <Normalize column> must not be transaction time column.

Generated By

RES module.

For Whom

End User.

Notes

None

Remedy

Correct statement and resubmit.

9593

Message

LOB columns must be part of normalize ignore columns list.

Explanation

When a table is DDL normalized, A LOB column if present in the table definition must be included in the ignore column list.

Generated By

RES module.

For Whom

End User.

Notes

None

Remedy

Correct statement and resubmit.

9594

Message

A table already has a normalize definition.

Explanation

A table can have only one normalize column, adding another normalize column reports a new error.

Generated By

RES module.

For Whom

End User.

Notes

None

Remedy

Correct statement and resubmit.

9595

Message

NORMALIZE option definition not allowed.

Explanation

The <normalize option definition> cannot be specified on a target table for CREATE TABLE AS statement.

Generated By

RES module.

For Whom

End User.

Notes

None

Remedy

Correct statement and resubmit.

9596

Message

Invalid use of normalize period column.

Explanation

For triggers, normalize period column specification in newrow or newtable is not allowed.

Generated By

RES module.

For Whom

End User.

Notes

None

Remedy

Correct statement and resubmit.

9597**Message**

Select list must have at least one period column.

Explanation

If <normalize select option> is specified, at least one column in the select list must be of period data type.

Generated By

RES module.

For Whom

End User.

Notes

None

Remedy

Correct statement and resubmit.

9598**Message**

Invalid use of NORMALIZE clause.

Explanation

If <normalize select option> cannot be specified when WITH clause or TOP N operator also specified in the query. Also reports the above error when recursive query specifies the <normalize select option>.

Generated By

RES module.

For Whom

End User.

Notes

None

Remedy

Correct statement and resubmit.

9599

Message

Fastload is not allowed on a table when primary index is part of NORMALIZE ignore column list.

Explanation

Fastload is not allowed on a normalized PI table when PI column is part of the ignore column list.

Generated By

RES module.

For Whom

End User.

Notes

None

Remedy

Correct statement and resubmit.

9600

Message

Response buffer size is insufficient to hold records 32KB.

Explanation

This error occurs if FetchRowCount value is greater than number of rows that can be returned in a single response buffer to the host. This occurs when the below conditions are true. 1) fetchrowcount value is greater than number of rows that would fit in 32K and 2) user specifies a response buffer \leq 32K but the actual data is $>$ 32K.

Generated By

Dispatcher.

For Whom

End User.

Notes

None

Remedy

Client application can reduce the fetchrowcount value and submit a CONTINUE request. (OR) For Host utilities that cannot handle 64KB Row Size, they should not resend the request. (OR) For Host utilities that can handle 64KB Row Size, enlarge the application's response buffer size to at least the size (but no more than 64,256) returned in the Info field of the ERROR parcel and submit a CONTINUE request containing a single RESP or KEEPRESP parcel that specifies the new response buffer size.

9601

Message

Response buffer size is insufficient to hold one record.

Explanation

This error occurs if FRC value is greater than minimum number of rows that can be returned in a single response buffer to the host.

Generated By

Dispatcher.

For Whom

End User.

Notes

None

Remedy

Client application can reduce the fetchrowcount value and submit a CONTINUE request. (OR) Enlarge the application's response buffer size to the size returned in the Info field of the ERROR parcel and submit a CONTINUE request containing a single RESP or KEEPRESP parcel that specifies the new response buffer size.

9602**Message**

Response buffer size is insufficient to hold one record 64KB.

Explanation

This error occurs if FetchRowCount value is greater than number of rows that can be returned in a single response buffer to the host. This occurs when the below conditions are true. 1) fetchrowcount value is greater than number of rows that would fit in 64K and 2) user specifies a response buffer \leq 64K but the actual data is $>$ 64K.

Generated By

Dispatcher.

For Whom

End User.

Notes

None

Remedy

Client application can reduce the fetchrowcount value and submit a CONTINUE request. (OR) For Host utilities that cannot handle 1MB response buffer, they should not resend the request. (OR) For Host utilities that can handle 1MB response buffer, the client should grow the buffer and send a 'Continue' request with the required buffer size

9603**Message**

Response buffer size is insufficient to hold one record 1MB.

Explanation

This error occurs if FetchRowCount value is greater than number of rows that can be returned in a single response buffer to the host. This occurs when fetchrowcount value is greater than number of rows that would fit in 1MB response buffer.

Generated By

Dispatcher.

For Whom

End User.

Notes

None

Remedy

Client application can reduce the fetchrowcount value and submit a CONTINUE request.

9604

Message

The request contains invalid fetch row count value.

Explanation

This error occurs if the request contains invalid FetchRowCount value in FetchRowCount parcel. Consult the Call-Level Interface Version 2 Manual for more information on valid request parcel sequences.

Generated By

Dispatcher.

For Whom

End User.

Notes

None

Remedy

Host application should send a valid FetchRowCount value.

9605

Message

FetchRowCount value ignored.

Explanation

This is a warning only, not an error. FetchRowCount is applicable only for the datarows, current request did not return any datarows, so FetchRowCount value is ignored . Response buffer will accomodate as many rows as possible.

Generated By

OPT modules.

For Whom

End User.

Notes

The request is still processed despite the warning.

Remedy

This message is for information only.

9607

Message

Not enough virtual memory to proceed with the query.

Explanation

This is a task or process level limit. In thread based model(WINDOWS, LINUX), this task may be a victim due to high consumption of memory by other threads in the process. However, in process based model, process hits the limit of virtual address space due to high cosumption of segments by the query.

Generated By

Dispatcher.

For Whom

End user, System Suport Representative.

Notes

None

Remedy

Save the request that caused the problem, and contact your support representative.

9608**Message**

Logon processing failed in the Dispatcher due to insufficient resources.

Explanation

Session context(s) cleanup is pending in the Dispatcher while concurrent session threshold prevailed. This may occur when all session contexts are already in use, although some are being cleaned-up and should become available shortly.

Generated By

Dispatcher by way of Session Control.

For Whom

End user.

Notes

None

Remedy

Please try to logon again.

9613**Message**

A dynamic group resource leakage was detected.

Explanation

Dispatcher diagnostic code detected a dynamic group resource leakage. This means that one or more dynamic groups that was acquired to process a request was not released at the conclusion of request processing.

Generated By

Dispatcher.

For Whom

System Support Representative.

Notes

Note that at this point, the request had been committed. A snapshot dump may also be conditionally generated as part of handling this event.

Remedy

Save the request that caused the problem, and contact your support representative.

9614

Message

A snapshot dump of a Dispatcher task was saved.

Explanation

A snapshot dump was saved in order to be able to further investigate a problem involving a particular Dispatcher task.

Generated By

Dispatcher.

For Whom

System Support Representative.

Notes

None

Remedy

Save the request that caused the problem, and contact your support representative.

9615

Message

Request completed and response available.

Explanation

The request has completed and its response is available.

Generated By

Dispatcher.

For Whom

End User.

Notes

This error is sent in response to a host status request from the client. The host status request is sent after a database or client restart.

Remedy

Return the response to the application.

9616

Message

Request is being re-driven by the database.

Explanation

The request was active at the time of a database crash and the database is re-driving the request following the crash.

Generated By

Dispatcher.

For Whom

End User.

Notes

This error is sent in response to a host status request from the client. The host status request is sent after a database or client restart.

Remedy

Return the response to the application.

9617

Message

The session doesn't have any requests.

Explanation

The session doesn't have any requests. The client can re-drive its outstanding request (if any) or submit a new request.

Generated By

Dispatcher.

For Whom

End User.

Notes

This error is sent in response to a host status request from the client. The host status request is sent after a database or client restart.

Remedy

Client can re-drive its outstanding request (if any) or submit a new request.

9618

Message

Request is active on the database.

Explanation

The request is active on the database.

Generated By

Dispatcher.

For Whom

End User.

Notes

This error is sent in response to a host status request from the client. The host status request is sent after a database or client restart.

Remedy

Wait for the request to complete.

9619

Message

A spool table leak was detected.

Explanation

Dispatcher diagnostic code detected a spool table leakage. This means that one or more spool tables that was acquired to process a request was not released at the conclusion of request processing.

Generated By

Dispatcher.

For Whom

System Support Representative.

Notes

Note that at this point, the request had been committed. A snapshot dump may also be conditionally generated as part of handling this event.

Remedy

Save the request that caused the problem, and contact your support representative.

9620

Message

End of file encountered in the row-column subsystem.

Explanation

A read past the end of a column-partitioned table during search mode was encountered.

Generated By

Row-Column Subsystem

For Whom

Site support representative.

Notes

This error is returned as an internal error to the client when the error is not one of the expected error codes in the calling routine.

Remedy

Contact your Support Representative.

9623

Message

Internal error encountered in the row-column subsystem: %VSTR.

Explanation

An internal processing exception occurred while processing logical rows for a column-partitioned table. The text provides more information about the error. This is an internal error.

Generated By

Row-Column Subsystem

For Whom

Site support representative.

Notes

None

Remedy

Contact your Support Representative.

9624

Message

Logical row for a specified RowID does not exist or is marked as deleted.

Explanation

A logical row was located but a column-partition value was not found for it or the logical row is marked as deleted. This can occur if an access lock is being used and the logical row was inserted or updated or deleted by another session.

Generated By

Row-Column Subsystem

For Whom

Site support representative.

Notes

This error is returned as an internal error to the client when the error is not one of the expected error codes in the calling routine.

Remedy

For a query with access lock, resubmit the query. Otherwise, contact your Support Representative.

9626

Message

Null column-partition value encountered in the row-column subsystem.

Explanation

This error indicates all column values in the column-partition value are null.

Generated By

Row-Column Subsystem

For Whom

Site support representative.

Notes

This error is returned as an internal error to the client when the error is not one of the expected error codes in the calling routine.

Remedy

Contact your Support Representative.

9627

Message

Filtering condition for previous column partitions is not synced.

Explanation

This error is generated for Multiple FilterOps for single column container rows. If logical rowid is advanced due to a filtering condition on a column partition, this may cause out of sync situation for already processed predicates on previous column partitions. So the predicates on previous column partitions need to be revalidated.

Generated By

Row-Column Subsystem

For Whom

Internal Application Specific

Notes

This error is returned as an internal error to the client when the error is not one of the expected error codes in the calling routine.

Remedy

Resubmit the query with multicpfilter feature turned off, otherwise, contact your Support Representative.

9628

Message

Insufficient free space in a container row for appending a column-partition value.

Explanation

This error indicates that there is insufficient free space available in a container row for sticking a column-partition value.

Generated By

Row-Column Subsystem

For Whom

Site support representative.

Notes

This error is returned as an internal error to the client when the error is not one of the expected error codes in the calling routine.

Remedy

Contact your Support Representative.

9629

Message

Insufficient buffer space for appending a column-partition value to a container row.

Explanation

This error occurs when there is insufficient buffer space available (that is, buffer is full) for appending a new column-partition value to a container row.

Generated By

Row-Column Subsystem

For Whom

Site support representative.

Notes

This error is returned by the row-column subsystem. It is only returned to the client when the error is not one of the possible expected error codes in the calling routine.

Remedy

Contact your Support Representative.

9630

Message

Unable to compress null value for a container row.

Explanation

This error occurs when attempting to append a null column-partition value to a container row and auto-compression is not being used for this container row or, if auto-compression is being used for this container row, that the auto-compression types for this container row do not allow for nulls.

Generated By

Row-Column Subsystem

For Whom

Site support representative.

Notes

This error is returned as an internal error to the client when the error is not one of the expected error codes in the calling routine.

Remedy

Contact your Support Representative.

9632

Message

Container row cannot be compressed.

Explanation

This error occurs when no compression techniques are applicable to a container row.

Generated By

Row-Column Subsystem

For Whom

Site support representative.

Notes

This error is returned as an internal error to the client when the error is not one of the expected error codes in the calling routine.

Remedy

Contact your Support Representative.

9634

Message

Insufficient space available for the compression dictionary of a container row.

Explanation

This error occurs when there is insufficient buffer space for the compression dictionary of a container row of a column-partitioned table.

Generated By

Row-Column Subsystem

For Whom

Site support representative.

Notes

This error is returned as an internal error to the client when the error is not one of the expected error codes in the calling routine.

Remedy

Contact your Support Representative.

9650

Message

End of partition encountered in row-column subsystem.

Explanation

A read past the end of a column-partitioned table row partition during search mode was encountered.

Generated By

Row Column Subsystem

For Whom

Site support representative.

Notes

This error is returned by the row-column subsystem. It is only returned to the client when the error is not one of the possible expected error codes in the calling routine.

Remedy

Contact your System Representative.

9651

Message

End of partition encountered in row-column subsystem.

Explanation

Compressed value encountered for a container row but it's AC bit is off.

Generated By

Row Column Subsystem

For Whom

Site support representative.

Notes

This error is returned by the row-column subsystem. It is only returned to the client when the error is not one of the possible expected error codes in the calling routine.

Remedy

Contact your System Representative.

9652

Message

End of partition encountered in row-column subsystem.

Explanation

Container row context is not initialized for sticking a value in it.

Generated By

Row Column Subsystem

For Whom

Site support representative.

Notes

This error is returned by the row-column subsystem. It is only returned to the client when the error is not one of the possible expected error codes in the calling routine.

Remedy

Contact your System Representative.

9653

Message

Insufficient free space in a container row for appending a column-partition value.

Explanation

This error indicates that there is insufficient free space available in a container row for sticking a column-partition value.

Generated By

Row-Column Subsystem

For Whom

Site support representative.

Notes

This error is returned as an internal error to the client when the error is not one of the expected error codes in the calling routine.

Remedy

Contact your Support Representative.

9654

Message

Insufficient free space in a container row for appending a column-partition value.

Explanation

This error indicates that there is insufficient free space available in a container row for sticking a column-partition value.

Generated By

Row-Column Subsystem

For Whom

Site support representative.

Notes

This error is returned as an internal error to the client when the error is not one of the expected error codes in the calling routine.

Remedy

Contact your Support Representative.

9655

Message

Insufficient free space in a container row for appending a column-partition value.

Explanation

This error indicates that there is insufficient free space available in a container row for sticking a column-partition value.

Generated By

Row-Column Subsystem

For Whom

Site support representative.

Notes

This error is returned as an internal error to the client when the error is not one of the expected error codes in the calling routine.

Remedy

Contact your Support Representative.

9656

Message

Insufficient space available for the compression dictionary of a container row.

Explanation

This error occurs when there is insufficient buffer space for the compression dictionary of a container row of a column-partitioned table.

Generated By

Row-Column Subsystem

For Whom

Site support representative.

Notes

This error is returned as an internal error to the client when the error is not one of the expected error codes in the calling routine.

Remedy

Contact your Support Representative.

9661

Message

Column partition row counts do not match with other column partition row counts.

Explanation

Column partition row counts do not match with other column partition row counts.

Generated By

CheckTable

For Whom

Site support representative

Notes

None

Remedy

Contact your Support Representative.

9662**Message**

Transaction was recovered.

Explanation

An a redrive-enabled transaction with at least one completed request was recovered by system recovery. Any uncompleted requests were rolled back, and the transaction remains open. This is an informational code that is handled internally by the Dispatcher and should not be visible to the end user.

Generated By

AMP

For Whom

Internal only.

Notes

None

Remedy

No remedy is necessary. The transaction may proceed as normal.

9663**Message**

Hash ownership check failed on AMP %d for %DBID.%TVMID.

Explanation

This message indicates that the database attempted to insert a row on the wrong AMP.

Generated By

AMP

For Whom

Field Engineer or the concerned site support representative.

Notes

This is an internal error.

Remedy

Contact your Support Representative.

9664

Message

An incorrectly formatted container is detected.%VSTR

Explanation

An incorrectly formatted container is detected during a level 3 CheckTable of a column-partitioned table or join index. The following are examples of incorrect settings in a container:

1. The container has autocompression enabled and the offset to the last set of autocompression bits is out-of-bounds of the length of the container.
2. The first presence byte of the container indicates autocompression is to be determined and also indicates the container is using autocompression types of local value dictionary compression, run length compression, or both.
3. The offset to free space is out-of-bounds of the length of the container.

Generated By

CheckTable

For Whom

Site support representative

Notes

None

Remedy

Contact your Support Representative.

9665

Message

VPROC %d:AutoTempComp can no longer uncompress database %s (%04X %04X).
Uncompressing will leave this database with less than %d%% (as defined by DBSControl tunable UncompressReservedSpace) of its allocated space available. Depending on other activities against database %s further uncompression may occur in the future. ,=%s

Explanation

TBBLC background task stops uncompressing database, if free space is lower than UncompressReservedSpace threshold

Generated By

AMP

For Whom

End user or Field Engineer or the concerned site support representative.

Notes

None

Remedy

Free some space in database or adjust the DBSControl's UncompressReservedSpace tunable to lower value

9666

Message

DBQL AWT DPS cache overflow, %s.

Explanation

The AMP DBQL Performance Statistics (DPS) cache cannot grow above the current DBS Control "DBQL_AWTDPS_CacheMaximum" limit. DBQL capture of AMP request and step data is impacted and the QryLog DBQLStatus field (DBQLLogTbl) will reflect that.

Generated By

AMP Worker Task (awtdps module).

For Whom

System administrator & Site support representative.

Notes

This message is only logged once per AMP, however If you increase the limit this message will occur if the new limit is reached.

Remedy

Determine whether this condition represents an error to report to the site support representative. If the limit should be raised to accommodate more DBQL data collection, increase the internal field 'DBQL_AWTDPS_CacheMaximum' value in DBS Control.

9672

Message

Fastload is not allowed on a normalized table with no primary index.

Explanation

Fastload is not allowed on a normalized NOPI table.

Generated By

RES module.

For Whom

End User.

Notes

None

Remedy

Correct statement and resubmit.

9673

Message

Normalize specification was not copied.

Explanation

This is only a warning to let the user know that Normalize specification will not be copied to the table being created. This is the case where a table name was specified in the Create Table As/Like statement with column names defined in the Create Table clause. For example, CREATE TABLE Table1 (field_1, field_2) Table2 WITH [NO] DATA; Normaliz specification on Table2 (if exist) will not be copied to Table1.

Generated By

Resolver.

For Whom

End User.

Notes

None

Remedy

The message is for information only.

9674

Message

Multiple Normalize clauses are defined.

Explanation

Multiple Normalize clauses are defined.

Generated By

SYN module.

For Whom

End User.

Notes

None

Remedy

Correct statement and resubmit.

9675

Message

Extended MultiLoad Protocol does not allow target table in a Replication group.

Explanation

Replication is not allowed with the Extended MultiLoad Protocol.

Generated By

OPH module.

For Whom

End User.

Notes

None

Remedy

Do not use MultiLoad.

9676**Message**

MERGE-INTO DELETE does not allow target table in a Replication group.

Explanation

Replication is not allowed with MERGE-INTO DELETE.

Generated By

GNS module.

For Whom

End User.

Notes

None

Remedy

Do not submit MERGE-INTO DELETE with target table in a Replication group.

9677**Message**

BEGIN QUERY CAPTURE already in progress into %VSTR query capture database.

Explanation

There is already an active BEGIN QUERY CAPTURE session in progress on a different Query Capture Database whose name is contained in %VSTR. BEGIN QUERY CAPTURE can be enabled only on one Query Capture Database at a time for a user.

Generated By

parser.

For Whom

User.

Notes

None

Remedy

To enable BEGIN QUERY CAPTURE on the new Query Capture Database, the existing BEGIN QUERY CAPTURE session should be ENDED. If not, the BEGIN QUERY CAPTURE session currently in progress will remain active.

9678

Message

The UNBOUNDED PRECEDING AND UNBOUNDED FOLLOWING specification is not supported for FIRST_VALUE/LAST_VALUE.

Explanation

The FIRST_VALUE/LAST_VALUE functions do not support the UNBOUNDED PRECEDING AND UNBOUNDED FOLLOWING specification.

Generated By

Opt modules

For Whom

End User.

Notes

None

Remedy

Resubmit the request with a valid ROWS expression.

9679

Message

SQL request cannot be prepared because query capture is in effect for this session.

Explanation

The BEGIN QUERY CAPTURE session currently does not support parameterized SQL requests with question-mark parameter markers & non-parameterized SQL requests as part of Auto-Generated Key Retrieval (AGKR).

Generated By

parser.

For Whom

User.

Notes

None

Remedy

Do not submit parameterized SQL requests with question-mark parameter markers & non-parameterized SQL requests as part of Auto-Generated Key Retrieval (AGKR) in BEGIN QUERY CAPTURE session.

9680

Message

SQL request was not executed because query capture is in effect for this session.

Explanation

This is only a warning to indicate that the SQL request submitted within a BEGIN QUERY CAPTURE session is not actually executed. The query capture is successfully done for the submitted SQL request.

Generated By

parser.

For Whom

User.

Notes

None

Remedy

Simply ignore, as this is the expected behaviour in BEGIN QUERY CAPTURE session. However, if the SQL request needs to be executed then end the BEGIN QUERY CAPTURE session using END QUERY CAPTURE statement and resubmit the SQL request.

9682

Message

Invalid Normalize operation , MEETS only is not allowed.

Explanation

MEETS NORMALIZE operation is not supported on TD1410.

Generated By

SYN module.

For Whom

End User.

Notes

None

Remedy

Correct statement and resubmit.

9683

Message

The DBQL ObjectUsage logging is not enabled. The change percentage to skip statistics collection is determined based on dynamic AMP sampling, which can only detect the row count change.

Explanation

The DBQL ObjectUsage logging is not enabled. The change percentage to skip this statistics collection is determined based on the dynamic AMP sampling which can only detect the row count change. Therefore, the system cannot accurately determine the update and the combination of insert and delete counts on the target table.

Generated By

OPD modules.

For Whom

End User.

Notes

This warning is issued when the DBQL ObjectUsage logging is not enabled and statistics collection is skipped.

Remedy

Turn on ObjectUsage logging for the target database if more accuracy is needed.

9685

Message

Statistics on this expression are not valid.

Explanation

The statistics expression refers to objects which no longer exists or matches with the original expression.

Generated By

OPT modules.

For Whom

End User.

Notes

None

Remedy

Revalidate the statistics by recreating the object referred in the expression or drop the invalid stats by dropping all the statistics on the table and recollect the required statistics.

9686

Message

The specified sampling percentage may not be optimal for some of the statistics.

Explanation

A user-specified sampling percentage value is not optimal and might cause estimation errors.

Generated By

OPD modules.

For Whom

End User.

Notes

This warning is issued when a user specified a sampling percentage which is not optimal.

Remedy

Use system-determined sampling percentage (recommended) or increase the user-specified sampling percentage.

9687

Message

No active BEGIN QUERY CAPTURE to end.

Explanation

There is no active BEGIN QUERY CAPTURE session in progress to end. END QUERY CAPTURE statement is used to end the scope of previously submitted BEGIN QUERY CAPTURE statement in the session.

Generated By

parser.

For Whom

User.

Notes

None

Remedy

Nothing to be done. This error is for information only that there is no currently active BEGIN QUERY CAPTURE session in progress..

9688

Message

Table operator's execution error: %VSTR.

Explanation

Table operation's execution error with the detailed message.

Generated By

Parser.

For Whom

System Support Representative.

Notes

None

Remedy

Contact your support representative.

9689

Message

A CURSOR is not updatable when NORMALIZE clause is specified in the CURSOR select statement.

Explanation

A CURSOR is not updatable when NORMALIZE clause is specified in the CURSOR select statement.

Generated By

RES module.

For Whom

End User.

Notes

None

Remedy

Correct statement and resubmit.

9690

Message

WITH clauses may not be specified in a SELECT NORMALIZE request.

Explanation

WITH clauses may not be specified in a SELECT NORMALIZE request.

Generated By

OPT module.

For Whom

End User.

Notes

None

Remedy

Correct statement and resubmit.

9691

Message

Invalid HASH BY/PARTITION BY constant.

Explanation

A HASH BY or PARTITION BY constant does not represent the position of a selected expression.

Generated By

OPT modules.

For Whom

End User.

Notes

None

Remedy

Change HASH BY/PARTITION BY phrase.

9692

Message

HASH BY/PARTITION BY expression not found in input SELECT list.

Explanation

A HASH BY or PARTITION BY expression must be part of the input SELECT list for the user defined table operator.

Generated By

OPT modules.

For Whom

End User.

Notes

None

Remedy

Change HASH BY/PARTITION BY phrase or input SELECT list.

9693

Message

NORMALIZE not allowed for system projected transaction time column.

Explanation

NORMALIZE not allowed for system projected transaction time column.

Generated By

OPT module.

For Whom

End User.

Notes

None

Remedy

Correct statement and resubmit.

9694

Message

MultiLoad utility does not support load operations on NORMALIZE tables.

Explanation

MultiLoad utility does not support load operations on NORMALIZE tables.

Generated By

RES module.

For Whom

End User.

Notes

None

Remedy

Correct statement and resubmit.

9695

Message

SET REDRIVE FOR TRANSACTION is not supported in query band statement.

Explanation

The SET REDRIVE FOR TRANSACTION is not supported in query band statement. It is supported with FOR SESSION option only.

Generated By

OPD

For Whom

User.

Notes

None

Remedy

Correct the query band statement and resubmit.

9696

Message

Unwind parser stack and return to dispatcher during abort of IPE request.

Explanation

Unwind parser stack and return to previous dispatcher logmark when aborting an IPE request.

Generated By

Dispatcher, Parser modules.

For Whom

Internal only.

Notes

None

Remedy

This operation is internal to the database. When parser optimizes a request using IPE and the SQL request receives an abort, dispatcher raises this event to signal parser to unwind the stack and return to the previous dispatcher logmark.

9697

Message

Updating ignore column(s) is not allowed on normalize table with current or sequenced validtime update.

Explanation

Updating ignore column(s) is not allowed on normalize table with current or sequenced validtime update.

Generated By

RES module.

For Whom

End User.

Notes

None

Remedy

Don't update only the ignore column.

9698**Message**

Invalid DELETE in Fastload: %VSTR.

Explanation

FastLoad does not permit DELETE other than Nontemporal DELETE.

Generated By

resolver.

For Whom

Host Utility Fast Load.

Notes

None

Remedy

Correct the statement and resubmit the request.

9699**Message**

Only one expression is permitted in the WITHIN GROUP ORDER BY clause .

Explanation

The PERCENTILE_CONT/PERCENTILE_DISC functions support one expression in WITHIN GROUP ORDER BY specification.

Generated By

Res modules

For Whom

End User.

Notes

None

Remedy

Resubmit the request with a valid ORDER BY expression.

9700

Message

The PERCENTILE_CONT/PERCENTILE_DISC(expression) must be a numeric value between 0 and 1.

Explanation

The PERCENTILE_CONT/PERCENTILE_DISC expression must evaluate to a numeric value between 0 and 1.

Generated By

Res modules

For Whom

End User.

Notes

None

Remedy

Resubmit the request with a valid numeric expression.

9701

Message

The system was restarted with redrive disabled due to a crash during startup.

Explanation

There was a crash during startup. Redrive has been disabled in order to prevent this crash from occurring repeatedly and taking down the PE.

Generated By

Dispatcher.

For Whom

System Support Representative.

Notes

None

Remedy

Contact your support representative.

9703

Message

A table does not have Normalize definition.

Explanation

Normalize definition can not be dropped without defined it on a table.

Generated By

RES module.

For Whom

End User.

Notes

None

Remedy

Normalize definition can not be dropped without defined it on a table.

9704

Message

A Dispatcher is late in responding to a TDWM internal message; no action needed. %s

Explanation

This is a TDWM informational message only. On each TDWM dashboard interval a message is sent to each dispatcher requesting data. If a dispatcher does not respond before the next interval, this message is logged. As a result of a late dispatcher message, some rows may be missing through the TDWMExceptions API however all rows are logged to disk.

Generated By

Dispatcher.

For Whom

System Support Representative.

Notes

None

Remedy

This is an informational message only. The software handles the situation and no user response is needed. The DBA may take note of the logged message in investigating system responses.

9705

Message

A network disconnect during a LOB client-to-server transfer caused an abort.

Explanation

A session using Redrive or Recoverable Network Protocol was transferring a LOB from the client to the database when a network disconnect occurred. The Gateway initiated an abort of the transaction.

Generated By

Dispatcher.

For Whom

End User.

Notes

None

Remedy

Resubmit the request and transaction.

9706

Message

ALC Compress Attribute with Default cannot be added on column '%VSTR' when table has data.

Explanation

ALTER TABLE cannot be performed when adding a new column with algorithmic compression clause specified and provided with a default value on a table with data.

Generated By

RES.

For Whom

End User.

Notes

None

Remedy

Take a backup of data, delete it, add the compression attribute with default , and reload the data.

9707

Message

TDWM FLEX Event %s

Explanation

This event logs informative messages regarding Teradata TDWM Flex throttle.

Generated By

Dispatcher.

For Whom

End User.

Notes

None

Remedy

N/A

9708

Message

Bad replication group command sequence.

Explanation

The user submitted a replication group command SQL in the wrong order. The replication group commands Data SignOn, Connect must be executed successfully before the Initiate/Suspend/Resume/Terminate command SQL.

Generated By

gncdbqlparam Module.

For Whom

System Administrator.

Notes

None

Remedy

Submit replication group command SQL in the correct order.

9709

Message

Invalid metadata response.

Explanation

This error occurs if the response to a RepMetadata message contains invalid information.

Generated By

Dispatcher.

For Whom

System Support Representative.

Notes

This is a either a Unity or RSG problem

Remedy

Contact your support representative.

9710

Message

Transaction aborted by Unity.

Explanation

This error occurs as a subcode appended at end of an error message, in the form of "(SubCode: 9710)", when Unity aborts a transaction by way of metadata response or during phase one transaction commit processing.

Generated By

Dispatcher.

For Whom

System Support Representative.

Notes

This subcode indicates that the primary error was flagged by Unity.

Remedy

Refer to the primary error code.

9711

Message

Query reparse requested by Unity.

Explanation

This is an internal error that occurs when Unity requests to reparse request during metadata phase.

Generated By

Dispatcher.

For Whom

System Support Representative.

Notes

Request will be automatically reparsed with information supplied by Unity.

Remedy

None.

9714

Message

TDWM IOTA Event %s

Explanation

This event logs informative messages regarding Teradata TDWM IOTA throttle.

Generated By

Dispatcher.

For Whom

End User.

Notes

None

Remedy

N/A

9715

Message

Running on Non-AVX2 machine with AVX2 enabled cost profile settings.

Explanation

This is only a warning to let the user know that a statement running on Non-AVX2 machine with AVX2 enabled cost profile settings.

Generated By

Opt module.

For Whom

End User.

Notes

None

Remedy

N/A

9716

Message

Range constraint: Check error in remote table %VSTR.

Explanation

The user tried to place data in a column of remote table whose definition does not allow the user-supplied value. Look for a BETWEEN clause in the column definition.

Generated By

OPT modules.

For Whom

End User.

Notes

None

Remedy

Correct the value and resubmit the request.

9717

Message

Request failed in dispatcher due to too many concrete steps.

Explanation

Parser sent 65536 or more concrete steps for the request to the dispatcher. Dispatcher cannot execute such complex request and failed it.

Generated By

Dispatcher.

For Whom

End User.

Notes

None

Remedy

Resubmit the request after simplification such that at most 65535 concrete steps are generated by parser for this request.

9718

Message

%VSTR function is nondeterministic. Cannot be used in WHERE or SET clause.

Explanation

The user included a nondeterministic UDF or the RANDOM function in an UPDATE or DELETE query. Nondeterministic UDFs and the RANDOM function are not supported in either WHERE clauses or SET clauses of UPDATE or DELETE DMLs.

Generated By

OPT modules.

For Whom

End User.

Notes

None

Remedy

Correct the expression and re-submit the query.

9719

Message

QVCI feature is disabled.

Explanation

The Object specified IN SQL cannot be accessed as QVCI feature is disabled.

Generated By

Parser modules.

For Whom

EndUser.

Notes

None

Remedy

Re-submit the statement with QVCI feature enabled.

9721

Message

Left-over spool(Final Response) table found : transaction aborted.

Explanation

This error occurs if a left-over spool is a Final response spool, which is used by a transaction other than the transaction for which it was created. The transaction attempting to use this left-over spool is aborted, and diagnostic information about the left- over spool appears on the system-console screen.

Generated By

AMP

For Whom

Site Support Representative.

Notes

Developers researching the left-over spool problem will be interested in the console-screen output produced by the logging of this error.

Remedy

Contact your Support Representative.

9722

Message

Attempt to access a down Table or Index contains down region

Explanation

A statement has attempted to access a table or index that has been set down. It is not currently accessible for SQL statements.

Generated By

AMP (STP, S2S, SUT).

For Whom

End User.

Notes

None

Remedy

Reset the down table or index status before resubmitting the SQL statement. Some of the ways to reset the down status are: - ALTER TABLE SQL statement - Fast path DELETE ALL/ DROP table SQL statement - Rebuild the Table - Restore the table from backup - Drop and recreate the index

9723

Message

Table operator error on the AMP, details: %VSTR>

Explanation

This message indicates a table operator processing error on the AMP.

Generated By

AMP

For Whom

End user or Field Engineer or the concerned site support representative.

Notes

None

Remedy

Check the table operator source code if the problem persists contact support personnel.

9724

Message

An AMP is down and fallback sub-table data cannot be used in %VSTR.

Explanation

The query attempted to perform an operation on fallback table data that is not supported while an AMP is down.

Generated By

AMP (STP).

For Whom

End User.

Notes

None

Remedy

Bring down AMPs back online and retry query.

9725

Message

The same user is already logged on and running other BAR jobs.

Explanation

The restore job is rejected as same user is already running other BAR jobs.

Generated By

AMP

For Whom

End User.

Notes

None

Remedy

Logoff the sessions where same user is running other BAR jobs.

9726

Message

DBQL AWT DPS cache fault isolated (count %s).

Explanation

The AMP DBQL software encountered a fault while using the awtDPS cache to collect AMP usage data (Algorithm 3 primarily). The fault was isolated to allow the step to continue. DBQL capture of AMP request and step data is impacted and the QryLog view DBQLStatus field (DBQLLogTbl) will reflect that.

Generated By

AMP Worker Task (awtdps and other modules).

For Whom

System administrator & Site support representative.

Notes

This message is logged once per AMP and if faults continue on an AMP it is logged once more no sooner than 60 minutes after the first. The count value (faults isolated for this AMP) helps identify the extent of the problem. DBS Control parameter DBQLSnapLimit controls snapshot dumps.

Remedy

This error should be reported to the site support representative including any snapshot dump for the error. Some DBQL AMP usage data is not being collected. When the system is restarted the awtDPS cache is created new, the same as a normal DBS TPA start and DBQL collection is no longer impacted. If this message reoccurs, report it. DBQL Algorithm 1 may be selected in DBS Control general 64 until the issue with Algorithm 3 is resolved. Be aware that DBQL usage data logged varies depending on the algorithm selected.

9727

Message

DBQL AWT DPS cache failed assertion test, %s.

Explanation

The AMP DBQL software detected a problem in the awtDPS cache used to collect AMP usage data (Algorithm 3 primarily). The failure is indicated by the variable part of the message.

Generated By

AMP Worker Task (awtdps and other modules).

For Whom

System administrator & Site support representative.

Notes

This message may be logged under the DBQL awtDPS fault isolation code.

Remedy

This error should be reported to the site support representative.

9728

Message

Retry later as currently a load operation is in progress on the table %DBID.%TVMID.

Explanation

The LDI table is being loaded as a concurrent load isolated operation.

Generated By

AMP Modules.

For Whom

End user.

Notes

None

Remedy

The command must be re-issued after the load operation is completed.

9729

Message

Session cannot modify a load operation.

Explanation

The LDI table is being loaded as a concurrent load isolated operation by a session. A CHECKPOINT can be issued on the on-going load only if the session is the same session that issued the BEGIN ISOLATED LOADING statement.

Generated By

AMP Modules.

For Whom

End user.

Notes

None

Remedy

The command may be re-issued in the session that issued the BEGIN ISOLATED LOADING.

9730

Message

Table in load state or Database has one or more tables in load state.

Explanation

The LDI table is being loaded as a concurrent load isolated operation. The following conditions cause the error to be reported: 1) A BEGIN ISOLATED LOADING statement is attempting to initiate load on the table. 2) A DML statement with the NO ISOLATED LOADING is being executed on the table in this state.

Generated By

AMP Modules.

For Whom

End user.

Notes

None

Remedy

The command may be re-issued after the table completes the concurrent load operation.

9731

Message

Load on the specified table is completed. Set session LDILoadGroup query band value to NONE.

Explanation

A load session submitted a modification on the LDI table; however the load operation has already ended. The session query band must have been set to NONE.

Generated By

AMP Modules.

For Whom

End user.

Notes

None

Remedy

The query band value for LDILoadGroup in the session must set to NONE as the tables in the session.s context are no longer in concurrent load isolated operation.

9732

Message

Invalid RowLoadID value in the row.

Explanation

Level three checking using Checktable verifies that the RowLoadID contains the correct insertion and deletion load value. The load values must be within the CurrLoadID value for the table as recorded in DBC.TVM.CurrLoadID. The insertion load value must be less than the deletion load value within the RowLoadID.

Generated By

Checktable.

For Whom

Site support representative.

Notes

None

Remedy

Contact your support representative.

9733

Message

Operation not allowed: one or more tables is in isolated load operation.

Explanation

An ARCHIVE/DUMP command is issued on a LDI table (or the containing database) that is currently being loaded as a concurrent load operation. The command cannot be executed while the load operation is in progress.

Generated By

Archive/Restore.

For Whom

End user.

Notes

None

Remedy

Resubmit the command after the on-going load operation is completed.

9734

Message

Load is already in progress for this query band.

Explanation

A BEGIN ISOLATED LOADING statement is executed on a LDI table for a given query band, however a load has already started for this query band. More than one BEGIN load statements cannot be issued for the same query band simultaneously.

Generated By

AMP Modules.

For Whom

End user.

Notes

None

Remedy

The existing load must end before a new begin load is issued for this query band.

9735

Message

Field length in row exceeds max column length.

Explanation

This message is displayed if the length of a field in a table row exceeds the maximum field size for the column.

Generated By

CheckTable.

For Whom

Site support representative.

Notes

None

Remedy

Contact your Support Representative.

9736

Message

Backup object was found that was not locked; no data dumped.

Explanation

The object was found during the dump that was not locked and did not have the Logging Online Archive option on. This could happen if the object was added after the Logging Online Archive On and LOCK commands were run and before the dump object list was created. No data rows are being dumped, just the table header and dictionary rows.

Generated By

Dump - AMP

For Whom

End User.

Notes

When the table is restored from this dump, it will be empty.

Remedy

If the data in the table must be backed up, dump the database again.

9737

Message

Argument is either not byte-string or byte-string length is invalid.

Explanation

The input is either not a byte string or byte string is not 2, 4 or 6 bytes in length.

Generated By

OPT and EVL modules.

For Whom

EndUser.

Notes

This is a user error

Remedy

Make sure the input argument is byte-string with length of 2, 4 or 6 bytes.

9738

Message

End of Row Buffer.

Explanation

An attempt was made to read a row past the last one in the Row/RowID Buffer. This is an internal error code used to indicate all rows in the buffer have been read, but there may still be more rows in the subtable that is being buffered.

Generated By

AMP Worker Task.

For Whom

System administrator & Site support representative.

Notes

This indicates an AMP software error.

Remedy

This error should be reported to the site support representative.

9740

Message

DBQL Express request sent with invalid LOB column type.

Explanation

The AMP DBQL software encountered a fault while initializing LOB field during an express request to insert into a LOB column in DBQL table.

Generated By

InitExpLob() function in expdbql module.

For Whom

System administrator & Site support representative.

Notes

None

Remedy

This error should be reported to the site support representative including any snapshot dump for the error. Some DBQL table's LOB column data is not getting logged. This error is not user controllable. The remedy is that the caller of InitExpLob() function should set proper lob type. Supported LOB types defined are BLOB, CLOBL (CLOB latin) and CLOBU (CLOB Unicode)

9752

Message

DBQL lock range must be between 5 and 32,767.

Explanation

For the WITH LOCK = n option of BEGIN QUERY LOGGING, the minimum value allowed is 5, and maximum is 32767.

Generated By

opddbql.c

For Whom

End User.

Notes

None

Remedy

Specify a value in the correct range.

9753

Message

The array with a base type of nested structured UDT is not supported for Java XSP/UDF in this release.

Explanation

The array with a base type of nested structured UDT is not supported for Java XSP/UDF in this release.

Generated By

UDF subsystem

For Whom

User.

Notes

None

Remedy

Correct the Java XSP/UDF to remove the array parameters if its element type is nested structured UDT.

9756

Message

Secure server not available.

Explanation

This error occurs when all the UDF secure servers are busy processing table functions and another udf is trying to acquire the server that has entered a critical region.

Generated By

UDF subsystem

For Whom

End Users.

Notes

None

Remedy

Wait for table functions to finish first.

9757

Message

FastExport select statement failed.

Explanation

This error indicates that the select statement inside the FastExport job submitted failed with an error.

Generated By

AMP error handler.

For Whom

Internal use.

Notes

This error is used internally in the code to indicate a need for special handling of the failure during a FastExport job and it is not returned to the end user. The actual reason for the failure should be logged in the FastExport job output.

Remedy

Check the FastExport job output for the actual error and address it.

9758

Message

Unable to debug the JUDF/JXSP as maximum number of JUDF/JXSP are being debugged on the system by other sessions.

Explanation

There is a limit on the number of debug mode JVMs launched in the system. Such restriction is needed to control the resource usage. This error means, currently many sessions are debugging the JAVA UDFs/XSPs. The request by this session resulted in exceeding the limit on the debug mode JVMs.

Generated By

EVL (udfxsm)

For Whom

user

Notes

None

Remedy

Wait for the completion of ongoing Java UDF/XSP debugging sessions. Try again. Or increase the maximum number of debug mode JVMs in cufconfig gdo.

9760

Message

Java UDF Debugger doesn't support authorized aggregate/authorized table function for this release.

Explanation

Authorized aggregate and authorized table function debugging is not supported by Java UDF Debugger for this release.

Generated By

EVL (udfxsm)

For Whom

user

Notes

None

Remedy

Wait for the later release.

9761

Message

Dictionary load isolation information for %VSTR does not match header load isolation information.

Explanation

This message is displayed if the load isolation information in the table header does not match the corresponding information in DBC.TVM record for the table.

Generated By

Checktable.

For Whom

Site support representative.

Notes

None

Remedy

Contact your support representative.

9762

Message

The RowLoadID value in the index sub-table and the base-row does not match.

Explanation

This message is displayed if the RowLoadID of the secondary index and the primary data does not match for a LDI table.

Generated By

Checktable.

For Whom

Site support representative.

Notes

None

Remedy

Contact your support representative.

9766

Message

Function table not present for the UDF.

Explanation

This error is issued by checktable when it encounters an UDF with missing function tables.

Generated By

Checktable utility.

For Whom

End Users.

Notes

None

Remedy

Recreate the problematic UDF.

9771

Message

AutoCheck detected NUSI corruption when transaction is in non-abortable state.

Explanation

Corruption was detected in the NUSI or CDT index while doing index maintenance during rollback or deferred transaction.

Generated By

AutoCheck.

For Whom

Site support representative.

Notes

None

Remedy

Contact your support representative.

9772

Message

Insufficient memory to allocate Translated Row Buffer in STATFN Step.

Explanation

This message indicates that there is not enough resource available to allocate a memory segment for the Translated Row Buffer during the STATFN step. Possible causes are: 1) High system workload 2) System resource leak issue causing memory exhaustion

Generated By

AMP

For Whom

End user, System Administrator and Site Support Representative

Notes

None

Remedy

Resubmit the request when the load is not high on the system. If it still exists, simplify the request and resubmit it. If nothing works, contact your system administrator

9774

Message

Table has no fall back protection while being dumped/restored.

Explanation

This message indicates that a table with no fallback protection is being processed on a system with a down amp.

Generated By

AMP

For Whom

This is only used internally.

Notes

None

Remedy

This is only used internally. The final error is displayed by dsmain.

9775

Message

TJ row count exceeded the predefined threshold.

Explanation

This error indicates that the system detected that a transaction is generating more Transient Journal (TJ) rows than the predefined threshold.

Generated By

AMP

For Whom

System administrator

Notes

None

Remedy

Check the transaction identified in the error text and determine if the volume of the TJ is as expected given the nature of the operation.

9777

Message

Table data found on AMP outside of defined map.

Explanation

This error indicates that table data was found on an AMP outside of the defined table map. Only AMPs in the map should have table data. AMPs outside of the map should not have table data.

Generated By

CheckTable.

For Whom

Site support representative.

Notes

None

Remedy

Contact your Support Representative.

9778

Message

Map info mismatch between table header and Data Dictionary.

Explanation

This message is displayed if any of the map info fields in the table header do not match the corresponding map info fields in the Data Dictionary.

Generated By

CheckTable.

For Whom

Site support representative.

Notes

None

Remedy

Contact your Support Representative.

9779

Message

BigRow flag mismatch between field descriptor and row.

Explanation

This message is displayed if the BigRow flag is set differently between the field descriptor and in the row.

Generated By

CheckTable.

For Whom

Site support representative.

Notes

None

Remedy

Contact your Support Representative.

9780

Message

An informative event was logged.

Explanation

The allocated perm/spool/temp space is greater than the soft limit.

Generated By

AMP Modules(space accounting spaglobal task).

For Whom

DBA.

Notes

None

Remedy

Monitor the alert and if occurs again, modify user/database to increase max space.

9781

Message

An informative event was logged.

Explanation

The allocated perm/spool/temp space is greater than the max space limit.

Generated By

AMP Modules(space accounting spaglobal task).

For Whom

DBA.

Notes

None

Remedy

Monitor the alert and if occurs frequently, modify user/database to increase max space.

9782

Message

An informative event was logged.

Explanation

This indicates problem in space accounting where current perm/spool/temp space exceeds that of max space limit after a fixup.

Generated By

AMP Modules(space accounting spaglobal task).

For Whom

DBA.

Notes

None

Remedy

Monitor the alert and if occurs again modify database/user to increase space.

9783

Message

An informative event was logged.

Explanation

This indicates problem in space accounting where current perm/spool/temp space exceeds that of max space limit after a fixup.

Generated By

AMP Modules(space accounting spaglobal task).

For Whom

DBA.

Notes

None

Remedy

The user should modify the user/database to increase perm/spool/temp space as indicated in the alert.

9784

Message

An informative event was logged.

Explanation

This indicates problem in space accounting where current perm/spool/temp space exceeds that of VPROC limit after a fixup, but is within VPROC soft limit.

Generated By

AMP Modules(space accounting spalocal task).

For Whom

DBA.

Notes

None

Remedy

Monitor the alert and if occurs again modify database/user to increase XXXX space.

9785

Message

An informative event was logged.

Explanation

This indicates problem in space accounting where current perm/spool/temp space exceeds that of VPROC soft limit after a fixup.

Generated By

AMP Modules(space accounting spalocal task).

For Whom

DBA.

Notes

None

Remedy

Modify database/user to increase XXXX space at the earliest.

9786

Message

AMP VPROC %VSTR is close to running out of physical disk space.

Explanation

The database file system component has detected a condition where the physical disk space is getting close to the permissible limits. A request for any database/user that is adding space will result in error to avoid excessive usage under these boundary conditions.

Generated By

AMP Modules.

For Whom

DBA.

Notes

None

Remedy

Please monitor the space usage and either make space available by deleting data no longer required. The problem may also occur as most of the data is skewed on the AMP that raised the error condition. If tables with MAP definitions are present, check to see if they can be located in different MAPs such that the data from the AMP can be moved. Alternately, check if too many concurrent users are using up the spool space due to which this condition may be hit. If problem repeats it is time to do capacity planning and increase the system sizing to handle the additional data or workload.

9787

Message

An informative event was logged.

Explanation

The database file system component has detected a condition where the physical disk space is getting close to the permissible limits. A request for any database/user that is adding space will result in error to avoid excessive usage under these boundary conditions.

Generated By

AMP Modules.

For Whom

DBA.

Notes

None

Remedy

If the alert occurs again, then DBA must free space on the AMP either by limiting spool consuming sessions or making room by deleting data. For example, if RSS logging may be disabled. If DBQL logging is enabled, it could be disabled or reduced on the detailed capture. If the condition occurs frequently, then DBA must start to perform capacity planning to handle the extra space requirements.

9788

Message

The request to assign new skew limit is invalid.

Explanation

When legacy flag(LegacySpaceAcctg) is TRUE in the DBSControl general settings, the skew limit cannot be set to a non-zero value.

Generated By

Parser modules.

For Whom

End User.

Notes

None

Remedy

Reset the LegacySpaceAcctg to false in order to add non-zero skew to a user or database.

9789

Message

The request to assign new default map option is invalid.

Explanation

The default map with OVERRIDE option specified in the database or user modification statement is not contained in the map of the owner database/user. Space allocations cannot be set for AMP VPROCs with such modification and hence the statement results in this error. The modified map for the database/user is causing the AMP VPROC permanent space limit to go below the actual current usage already on the AMP.

Generated By

Parser modules.

For Whom

End User.

Notes

None

Remedy

1) The user should modify the user/database to increase perm/spool/temp space as indicated in the alert. 2) Check and increase the permanent space limit or adjust the skew when modifying the default map.

9790**Message**

The global trackinfo is full for this DB.

Explanation

The trackinfo in GlobalDBSpace is full for the requested database even though the spaglobal can accommodate the request.

Generated By

AMP Modules.

For Whom

Spalocal.

Notes

None

Remedy

For a proactive request, spalocal can retry later. For a reactive request, spalocal can decide to use up current space without changing the allocation column.

9791**Message**

The Fixup request is not allowed for the database as already another fixup is in progress or the initial fixup is not yet done on the database.

Explanation

There could be two reasons for this error condition: 1) A new fixup request is issued while one is already in progress for the same database. 2) A fixup request can only be processed after the global accounting task is open for normal processing.

Generated By

AMP Modules.

For Whom

Actspace.

Notes

None

Remedy

Retry after sometime.

9792

Message

A custom action was taken for TJ row processing.

Explanation

This error is only reported when a custom action is defined to handle an inconsistent TJ row during the recovery.

Generated By

RCV

For Whom

Support personnel

Notes

None

Remedy

No action is needed. The custom action is only enabled under a supervision of support personnel to recover the system from a DBS restart loop.

9793

Message

A custom action was taken for TJ row processing.

Explanation

This error is only reported when a custom action is defined to handle an inconsistent TJ row during the recovery.

Generated By

RCV

For Whom

Support personnel

Notes

None

Remedy

No action is needed. The custom action is only enabled under a supervision of support personnel to recover the system from a DBS restart loop.

9794

Message

File system has reported ERRAMPOUTOFPHYSpace error.

Explanation

The database file system component has detected a condition where the physical disk space is getting close to the permissible limits. A request for any database/user that is adding space will result in error to avoid excessive usage under these boundary conditions.

Generated By

AMP Modules.

For Whom

DBA.

Notes

None

Remedy

If the alert occurs again, a DBA must free space on the AMP either by limiting spool consuming sessions or making room by deleting data. For example, if RSS logging may be disabled. If DBQL logging is enabled, it could be disabled or reduced on the detailed capture. If the condition occurs frequently, a DBA must start to perform capacity planning to handle the extra space requirements.

9799

Message

Requested lock cannot be granted.

Explanation

The required lock cannot be granted. This error is used in MLOAD steps. This error is internal to DBS system and DBS system will retry the lock request.

Generated By

LokMangr.

For Whom

MLOAD steps.

Notes

None

Remedy

Lock request is automatically retried.

9800

Message

Left-over spool table found.

Explanation

This error occurs if a left-over spool or headerless left-over spool is used by a transaction other than the transaction for which it was created. The transaction attempting to use this left-over spool or headerless left-over spool is aborted, and diagnostic information about the left-over spool or headerless left-over spool appears on the system-console screen.

Generated By

SutChkSp.

For Whom

Site Support Representative

Notes

Developers researching the left-over spool or headerless left-over spool problem will be interested in the console-screen output produced by the logging of this error.

Remedy

Contact your Support Representative.

9801

Message

The PERCENTILE_CONT/PERCENTILE_DISC ORDER BY column must be a numeric data type.

Explanation

The PERCENTILE_CONT/PERCENTILE_DISC ORDER BY column must have a numeric data type.

Generated By

Res modules

For Whom

End User.

Notes

None

Remedy

Resubmit the request with a valid numeric expression.

9802

Message

The DictionaryCacheSegmentSize is too small for this request.

Explanation

The request for cache is made that exceeds the segment size for cache. A single request should not exceed the segment size.

Generated By

MGC modules.

For Whom

Internal.

Notes

None

Remedy

Increase the DBS Control Record field DictionaryCacheSegmentSize. See Teradata Utilities Manual for information on DBS Control fields. Simplify the table by reducing the number of columns or shortening or removing some of the titles or defaults .

9803

Message

Views/Macros having SEQUENCED qualifier may fail during its use.

Explanation

View or Macros having SEQUENCED qualifier may report an error during its use if SEQUENCED semantics can not be converted to point-in-time semantics.

Generated By

parser.

For Whom

User.

Notes

None

Remedy

Nothing to be done. Such cases are not yet by the database.

9804

Message

Spool Row size or Constant Row size overflow.

Explanation

The user request generated a response or constant row of data that exceeded internal Teradata database limitations. NOTE: This error is returned if the 1MB Perm and Response Rows feature is not enabled. The row size limits are: perm rows 64KB, spool files 1 MB, constant rows 1MB, response rows are limited to two 64k fields generated by the projection list and the order by clause. The size limitation is either 64k or 1MB depending on whether the 1MB Perm and Response Row feature is enabled or not. Also note that this error is no

longer used for response rows destined for the client. It has been replaced by errors 9990 and 9901 which give more information about the client request options.

Generated By

Parser modules.

For Whom

End User.

Notes

None

Remedy

Either, 1) Install and enable the 1MB Perm and Response Rows feature and current TTU software; or, 2) Change the SQL and/or reduce the data field sizes and/or number of fields being returned and resubmit the request.

9805

Message

User %FSTR is not authorized to use the VERYHOT temperature setting.

Explanation

The user tried to execute a statement that would manually set data to VERYHOT temperature but was not authorized.

Generated By

SYN and RES modules.

For Whom

The DBA.

Notes

None

Remedy

Grant execute macro access to macro DBC.VHCTRL to the user that caused the error and resubmit the request.

9806

Message

Invalid Restore of database TD_SYSFNLIN.

Explanation

The user requested an invalid restore of database TD_SYSFNLIB. A restore of the TD_SYSFNLIB is not permitted.

Generated By

OPT Modules.

For Whom

User.

Notes

None

Remedy

The user must change the command to remove any invalid options. Then re-submit the request.

9807

Message

Query caused a snapshot. It will be retried.

Explanation

This is a warning only, not an error. It informs the user that an automatic retry is being executed for the query.

Generated By

PAR modules.

For Whom

End User.

Notes

The request is still processed despite the warning.

Remedy

This message is for information only.

9808

Message

Warning: Use of a discontinued diagnostic detected

Explanation

A discontinued diagnostic setting is in effect.

Generated By

Parser modules.

For Whom

EndUser.

Notes

This is not a user error

Remedy

Remove the discontinued diagnostic setting.

9809

Message

Begin or end columns of a derived period cannot be part of a primary index if derived period is a temporal column.

Explanation

Derived period begin or end column can not be part of Primary Index.

Generated By

OPD modules

For Whom

The end user.

Notes

None

Remedy

Remove derived period begin or end column from primary index and submit.

9810

Message

Warning: Ignoring invalid XML plan in effect for emulation.

Explanation

XMLPlan specified using DIAGNOSTIC SET XMLPLAN doesn't match the current optimizer plan. Ignoring the requested plan and continuing with the current plan. See the event log for the detected differences.

Generated By

Parser modules.

For Whom

EndUser.

Notes

This is not a user error

Remedy

Make sure the right XML plan specified. Check system and request names for correctness. Make sure to emulate the other factors such as costs, statistics, and random AMP samples that influence the optimizer plans.

9811

Message

Warning: Ignoring DUMP XMLPLAN diagnostic.

Explanation

Diagnostic DUMP XMLPLAN is ignored either because of not applicable for this request or failures in saving the feedback information in the XML document.

Generated By

Parser modules.

For Whom

EndUser.

Notes

This is not a user error

Remedy

Make sure DUMP XML plan is used with non cached and for requests producing dynamic plans.

9812

Message

Duplicate row exists in SystemFE.Opt_XMLPlan_Table.

Explanation

Diagnostic DUMP or SET XMLPLAN is issued with duplicate values for the combination of system name and request name columns.

Generated By

Parser modules.

For Whom

EndUser.

Notes

This is a user error

Remedy

Resubmit diagnostic DUMP or SET XMLPLAN with non-duplicate values for for the combination of system name and request name columns in SystemFE.Opt_XMLPlan_Table.

9813

Message

XML plan does not exist in SystemFE.Opt_XMLPlan_Table.

Explanation

Unable to locate a row in SystemFE.opt_xmlplan_table with the specified system name and request name.

Generated By

Parser modules.

For Whom

EndUser.

Notes

This is a user error

Remedy

Check the system and request name for correctness or import the captured XMLPlan from the source system before issuing this diagnostic.

9814

Message

EXPLAIN is not supported for Diagnostic DUMP and SET XMLPLAN.

Explanation

Diagnostic DUMP/SET XMLPLAN is supported with EXPLAIN modifier.

Generated By

Parser modules.

For Whom

EndUser.

Notes

This is a user error

Remedy

Submit diagnostic DUMP/SET XMLPLAN without EXPLAIN modifier.

9815

Message

BLOCKCOMPRESSION attribute were not copied.

Explanation

This is only a warning to inform the user that the target table will not be inherited BLOCKCOMPRESSION attribute from the source table. For example, CREATE VOLATILE TABLE Table1 AS Table2 WITH [NO] DATA; CREATE GLOBAL TEMPORARY TABLE Table1 AS Table2 WITH [NO] DATA; BLOCKCOMPRESSION attribute on Table2 (if exist) will not be copied to Table1.

Generated By

Resolver.

For Whom

End User.

Notes

None

Remedy

The message is for information only.

9816

Message

XML plan logging is disabled in DBSControl settings.

Explanation

Diagnostic DUMP XMLPLAN failed since DBSControl DisableXMLPLANLogging option is disabled.

Generated By

Parser modules.

For Whom

EndUser.

Notes

This is a user error

Remedy

Resubmit Diagnostic DUMP XMLPLAN after enabling DisableXMLPLANLogging DBSControl option.

9817

Message

Diagnostic DUMP/SET XMLPLAN is in effect already.

Explanation

Diagnostic DUMP/SET XMLPLAN failed since it is already active in the same session.

Generated By

Parser modules.

For Whom

EndUser.

Notes

This is a user error

Remedy

Resubmit Diagnostic DUMP/SET XMLPLAN in a new session or after deactivating the existing one.

9818

Message

Warning: XML Plan can't be logged since the request is either not eligible for IPE or does not qualify.

Explanation

Request specified using DIAGNOSTIC DUMP XMLPLAN is either not eligible for IPE or doesnot qualify. Hence, XML plan can't be logged.

Generated By

Parser modules.

For Whom

EndUser.

Notes

This is not a user error

Remedy

Make sure the right request should be resubmitted with diagnostic DUMP XMLPLAN that is eligible for IPE and also qualify for IPE.

9819

Message

Warning: XML Plan can't be applied since the request is either not eligible for IPE or does not qualify.

Explanation

Request specified using DIAGNOSTIC SET XMLPLAN is either not eligible for IPE or doesnot qualify. Hence, XML plan can't be applied.

Generated By

Parser modules.

For Whom

EndUser.

Notes

This is not a user error

Remedy

Make sure the right request should be resubmitted with diagnostic SET XMLPLAN that is eligible for IPE and also qualify for IPE.

9820

Message

A table cannot have more than one system-time period.

Explanation

A table must have only one SYSTEM_TIME column.

Generated By

RES modules.

For Whom

The end user.

Notes

None

Remedy

Remove the additional SYSTEM_TIME column and resubmit.

9821

Message

System-versioning cannot be specified without system-time period.

Explanation

A table can be a system-versioned table only if SYSTEM_TIME period is present in the table.

Generated By

RES modules.

For Whom

The end user.

Notes

None

Remedy

Add SYSTEM_TIME column to the table and resubmit.

9822

Message

The ValidTime column must be defined using a derived period definition in a system-versioned table.

Explanation

If the table is a system-versioned table then the ValidTime column in the table must be defined using derived period.

Generated By

RES modules.

For Whom

The end user.

Notes

None

Remedy

Define ValidTime column using derived period and resubmit.

9823

Message

Invalid system-time period definition.

Explanation

The data type of the start and end columns of the SYSTEM_TIME column must be of data type `TIMESTAMP(6) WITH TIME ZONE`. The start column must be defined with `GENERATED ALWAYS AS ROW START` and end column must be defined with `GENERATED ALWAYS AS ROW END`. The columns with `GENERATED ALWAYS AS ROW START` and `GENERATED ALWAYS AS ROW END` must participate only in SYSTEM_TIME column.

Generated By

RES modules.

For Whom

The end user.

Notes

None

Remedy

Correct the SYSTEM_TIME column definition and resubmit.

9824

Message

Invalid use of system-time period start or end column specification.

Explanation

The columns with `GENERATED ALWAYS AS ROW START` and `GENERATED ALWAYS AS ROW END` specification must participate only in SYSTEM_TIME column.

Generated By

RES modules.

For Whom

The end user.

Notes

None

Remedy

Remove the GENERATED ALWAYS AS ROW START or GENERATED ALWAYS AS ROW END specification and resubmit.

9825

Message

A table cannot have both TransactionTime period and system-time period.

Explanation

A table cannot have both TransactionTime column and SYSTEM_TIME column.

Generated By

RES modules.

For Whom

The end user.

Notes

None

Remedy

Remove either the TransactionTime column or the SYSTEM_TIME column and resubmit.

9826

Message

The column name specified in the <without overlap specification> must be a ValidTime column defined using derived period.

Explanation

If the unique or primary key constraint is defined with <without overlaps specification>, then the ValidTime column name specified in the <without overlaps specification> must be of a column defined with derived period definition.

Generated By

RES modules.

For Whom

The end user.

Notes

None

Remedy

Define the ValidTime column using derived period definition and resubmit.

9827

Message

The start or end column of a system-time period cannot be part of a unique column list.

Explanation

The start or end column of a system-time period must not be included in the unique or primary key column list.

Generated By

RES modules.

For Whom

The end user.

Notes

None

Remedy

Remove start or end column of the system-time period from the unique or primary key column list and resubmit.

9828

Message

Explicit temporal qualifier must not be specified along with <without overlap specification>.

Explanation

The unique or primary key constraint definition must not include explicit temporal qualifiers along with <without overlaps specification>.

Generated By

RES modules.

For Whom

The end user.

Notes

None

Remedy

Remove the explicit temporal qualifier from the unique or primary key constraint definition and resubmit.

9829

Message

Start or end column of a system-time period are not allowed in referencing or referenced column list.

Explanation

The start or end column of a system-time period must not be included in the referencing or referenced column list of a referential integrity constraint.

Generated By

RES modules.

For Whom

The end user.

Notes

None

Remedy

Remove start or end column of the system-time period from the referencing or referenced column list and resubmit.

9830

Message

The column name specified in referencing or referenced period specification must be of a ValidTime column defined using derived period.

Explanation

If the referential integrity constraint is defined with referencing and referenced period specification, then the ValidTime column name specified in the referencing and referenced period specification must be of a column defined with derived period definition.

Generated By

RES modules.

For Whom

The end user.

Notes

None

Remedy

Define the ValidTime column with derived period definition and resubmit.

9831

Message

Start or end column of a system-time period is not allowed in a check constraint.

Explanation

The start or end column of a system-time period must not be included in the check constraint.

Generated By

RES modules.

For Whom

The end user.

Notes

None

Remedy

Remove start or end column of the system-time period from the check constraint and resubmit.

9832

Message

Specified alter table operation is not supported on a system-versioned table.

Explanation

If a table is a system-versioned table then add or drop column, add DEFAULT clause, add NULL or NOT NULL, change column data type, drop identity column attribute, modify partition WITH DELETE or WITH INSERT, ALTER TABLE TO CURRENT with WITH DELETE or WITH INSERT, revalidate primary index with WITH DELETE or WITH INSERT and add NORMALIZATION option are not supported.

Generated By

RES modules.

For Whom

The end user.

Notes

None

Remedy

Drop system-versioning from the table and then do the required alter operation.

9833

Message

The table is already system-versioned.

Explanation

If the table is already a system-versioned table, then alter table to add system-versioning cannot be done on the same table.

Generated By

RES modules.

For Whom

The end user.

Notes

None

Remedy

Drop system-versioning and add system-versioning again if required.

9834

Message

The table must be a system-versioned table.

Explanation

In order to do drop system-versioning operation the table must be a system-versioned table.

Generated By

RES modules.

For Whom

The end user.

Notes

None

Remedy

Add system-versioning and drop system-versioning again if required.

9835

Message

%VSTR requires a system-versioned table or a transactiontime table.

Explanation

If query system-time period specification or query TransactionTime period specification is specified in the query then the table reference in the query must be a system-versioned table or a transactiontime table.

Generated By

RES modules.

For Whom

The end user.

Notes

None

Remedy

Remove the query system-time period specification and resubmit.

9836

Message

Invalid expression with %VSTR specification.

Explanation

The query system-time period specification must not include a column reference in the DateTime expression.

Generated By

RES modules.

For Whom

The end user.

Notes

None

Remedy

Remove the column reference from the DateTime expression of the query system-time period specification and resubmit.

9837

Message

The column name specified with without delete option must be of a ValidTime column or TransactionTime column.

Explanation

The column name specified in the alter table drop column, without delete option must be of a ValidTime column or TransactionTime column.

Generated By

RES modules.

For Whom

The end user.

Notes

None

Remedy

Replace the column reference in alter table drop column, without delete option with ValidTime column or TransactionTime column and resubmit.

9838

Message

The query ValidTime period specification requires a table with ValidTime period.

Explanation

If query ValidTime period specification is specified in the query then the table reference in the query must be a ValidTime table.

Generated By

RES modules.

For Whom

The end user.

Notes

None

Remedy

Remove the query ValidTime period specification and resubmit.

9839

Message

The column name specified in the FOR PORTION OF must be a ValidTime column defined using derived period.

Explanation

If FOR PORTION OF is specified in the update or delete operation, then the ValidTime column name specified in the FOR PORTION OF must be a column defined using derived period.

Generated By

RES modules.

For Whom

The end user.

Notes

None

Remedy

Remove the FOR PORTION OF from the request and resubmit.

9840

Message

Invalid expression with FOR PORTION OF specification.

Explanation

If FOR PORTION OF is specified in the update or delete operation, then there must not be any column reference in the DateTime expression of FOR PORTION OF.

Generated By

RES modules.

For Whom

The end user.

Notes

None

Remedy

Remove the column reference from the DateTime expression of the FOR PORTION OF and resubmit.

9841

Message

Start or end column of a system-time period reference in SET clause is invalid.

Explanation

If FOR PORTION OF is specified in the update operation and the table contains a system-time period definition, then the SYSTEM_TIME period start column or the SYSTEM_TIME period end column must not be specified in the SET clause.

Generated By

RES modules.

For Whom

The end user.

Notes

None

Remedy

Remove the system-time start or end column from the SET clause and resubmit.

9842

Message

The DateTime expression specified in FOR PORTION OF must be comparable to the data type of the start column of the ValidTime period.

Explanation

If FOR PORTION OF is specified in the update or delete operation then the data type of the DateTime expression in the FOR PORTION OF must be comparable with the data type of the start column of the ValidTime period.

Generated By

RES modules.

For Whom

The end user.

Notes

None

Remedy

Rewrite the DateTime expression such that it results into comparable data type of the start column of the ValidTime period and resubmit.

9843

Message

Query resulting in mixing of ANSI temporal syntax and Teradata temporal syntax is not allowed.

Explanation

Mix of ANSI temporal syntax with Teradata temporal syntax is not allowed.

Generated By

RES modules.

For Whom

The end user.

Notes

None

Remedy

Rewrite the query using either only ANSI temporal syntax or existing temporal syntax and resubmit.

9844

Message

The source table cannot be a system-versioned table in a CREATE TABLE AS statement.

Explanation

The source table must not be a system-versioned table during CREATE TABLE AS operation.

Generated By

RES modules.

For Whom

The end user.

Notes

None

Remedy

Replace the source table reference with non system-versioned table and resubmit.

9845

Message

System-time period start or end column cannot be referenced in the triggered action statement.

Explanation

The SYSTEM_TIME period start or end column must not be referenced in the triggered action statement.

Generated By

RES modules.

For Whom

The end user.

Notes

None

Remedy

Remove the start or end column of the SYSTEM_TIME period from the triggered action statement and resubmit.

9846

Message

Start or end column of a ValidTime period cannot be referenced in the triggered action statement of the before trigger.

Explanation

The ValidTime period start or end column must not be referenced in the triggered action statement of a before trigger.

Generated By

RES modules.

For Whom

The end user.

Notes

None

Remedy

Remove the start or end column of the ValidTime period from the triggered action statement of the before trigger and resubmit.

9847

Message

Nontemporal operations are not allowed on a system-versioned table.

Explanation

Any nontemporal operation such as alter table, CREATE TABLE.AS, insert and update are not allowed on a system-versioned table.

Generated By

RES modules.

For Whom

The end user.

Notes

None

Remedy

Remove the GENERATED ALWAYS AS ROW START or GENERATED ALWAYS AS ROW END specification and resubmit.

9848

Message

Cannot add system-versioning to the table: %VSTR.

Explanation

A table with a join index and/or a trigger defined on it or if it is a temporal table with unique or primary key constraints that requires system-defined JI then table cannot be altered to add a system-versioning column.

Generated By

RES modules.

For Whom

The end user.

Notes

None

Remedy

Drop any join indexes and/or triggers or unique or primary constraints that requires sytem-defined JI(if the table being altered is a temporal table) and resubmit the request. Recreate the dropped join indexes and/or triggers or unique or primary key constraints once the table is altered.

9850

Message

Invalid input to table operator: %VSTR.

Explanation

The call to the table operator had invalid input parameters. The specific error is given in the error message.

Generated By

Parser.

For Whom

End User

Notes

None

Remedy

Fix the problem mentioned in the specific error message and resubmit the request

9851

Message

The file %VSTR already exists in the database.

Explanation

The user tried to create a table, view, macro, trigger, procedure, function, jar or File (UIF) whereas a File (UIF) with that name already existed in that database. This error can be

returned by the following DDLs: - INSTALL_FILE - CREATE TABLE, VIEW,MACRO, TRIGGER, PROCEDURE or FUNCTION statement or an INSTALL_FILE - INSTALL_JAR or REPLACE_JAR

Generated By

RES modules.

For Whom

End User

Notes

None

Remedy

Resubmit the request using a new file name

9852

Message

The file %VSTR does not exist in the database.

Explanation

The error can be generated by one of the following statements: REPLACE_FILE, REMOVE_FILE, REDISTRIBUTE_FILE or SHOW FILE. If the specified file is not found in the database, the error is returned

Generated By

RES modules.

For Whom

End User

Notes

None

Remedy

Correct the name of the file in teh SQL and resubmit the request.

9853

Message

Script execution failed: %VSTR.

Explanation

The error can be returned in the following cases: 1) Executable for script cannot be determined. 2) Cannot find executable for script. 3) Invalid return value from script. 4) Invalid data type passed to script

Generated By

RES/UDF modules.

For Whom

End User

Notes

None

Remedy

Correct the script invocation and resubmit the request.

9854

Message

Invalid invocation: %VSTR

Explanation

The error can be generated when processing the input parameters for the specified function. The failing function name and the specific error will be displayed in the error message

Generated By

RES modules.

For Whom

End User

Notes

None

Remedy

Fix the problem mentioned in the specific error message and resubmit the request

9855

Message

Script execution in progress in the database. Please try again

Explanation

A script is being executed in the database where the file is being replaced/removed. As a result the replace/remove cannot be done

Generated By

CUF modules.

For Whom

End User

Notes

None

Remedy

Resubmit the request after a while.

9856

Message

%VSTR

Explanation

An error was generated during processing of UIF related operations. Details are given in the error message

Generated By

SYN/RES modules.

For Whom

End User

Notes

None

Remedy

Correct the statement based on the error message and resubmit the request

9857

Message

A file named %VSTR is already installed in the database

Explanation

The INSTALL_FILE attempted to install a file with a filename that was already present in the database

Generated By

RES modules.

For Whom

End User

Notes

None

Remedy

Resubmit the request using a new Linux file name

9859

Message

%s

Explanation

This is an internal error for debugging purposes only.

Generated By

Parser modules.

For Whom

System Support Representative.

Notes

None

Remedy

Contact your System Support Representative.

9861

Message

Cannot %VSTR '%DBID' %FSTR.

Explanation

The user or database being added or dropped as zone root cannot have descendants, objects, or roles assigned. The user or database being dropped as zone root cannot have zone guests assigned to the zone.

Generated By

RES Module.

For Whom

End User.

Notes

None

Remedy

Drop all descendants, objects, and roles and re-submit the request.

9862

Message

'%FSTR' is already part of another zone.

Explanation

The user or database being added as zone root cannot be a part of another zone.

Generated By

RES Module.

For Whom

End User.

Notes

None

Remedy

Select a different user/database and re-submit the request.

9863

Message

Cannot drop zone '%VSTR' with root still associated.

Explanation

The zone root must be dropped before a zone can be dropped.

Generated By

RES Module.

For Whom

End User.

Notes

None

Remedy

Drop the root from the zone and re-submit the DROP ZONE statement.

9864

Message

A root must be defined for the zone '%FSTR'.

Explanation

Root is already dropped or not yet assigned to the zone.

Generated By

RES Module.

For Whom

End User.

Notes

None

Remedy

Add a root to the zone and re-submit the request.

9865

Message

Root for zone '%FSTR' already exists.

Explanation

Root has already been assigned to the zone.

Generated By

RES Module.

For Whom

End User.

Notes

None

Remedy

Do not re-submit the request.

9866

Message

Cannot drop zone '%DBID' with a guest still associated.

Explanation

A zone guest should be dropped before a zone can be dropped.

Generated By

RES Module.

For Whom

End User.

Notes

None

Remedy

Revoke zone privileges from the guest and then re-submit the DROP ZONE stmt.

9868

Message

Zone creator '%DBID' cannot be a %VSTR of the zone.

Explanation

The creator of a zone cannot be made a guest, root or administrator of the zone.

Generated By

RES Module.

For Whom

End User.

Notes

None

Remedy

Do not re-submit the request.

9869

Message

Zone '%VSTR' does not exist.

Explanation

The specified zone does not exist.

Generated By

RES and OPT Modules.

For Whom

End User.

Notes

None

Remedy

Specify a valid zone and re-submit the request.

9870

Message

Role '%DBID' cannot be a zone root.

Explanation

Only a user or database can be assigned as a zone root.

Generated By

RES Module.

For Whom

End User.

Notes

None

Remedy

Change the root and re-submit the request.

9871

Message

Zone guest cannot be assigned as zone %VSTR.

Explanation

The user being assigned as zone root or admin is a guest of another zone.

Generated By

RES Module.

For Whom

End User.

Notes

None

Remedy

Change root and re-submit the request.

9872

Message

Cannot delink root '%DBID' from zone '%FSTR' with primaryDBA still associated.

Explanation

PrimaryDBA should be delinked before delinking root.

Generated By

RES Module.

For Whom

End User.

Notes

None

Remedy

Delink PrimaryDBA and re-submit the request.

9873

Message

Ownership of '%VSTR' can only be transferred within the zone.

Explanation

Ownership of databases can only be transferred within the zone or to a non-zone.

Generated By

RES Module.

For Whom

End User.

Notes

None

Remedy

Do not re-submit the request

9874

Message

Only the zone creator is allowed to %VSTR the zone '%FSTR'.

Explanation

User attempted to alter, grant a zone which he did not create

Generated By

RES Module.

For Whom

End User.

Notes

None

Remedy

Do not re-submit the request

9875

Message

Primary administrator is not assigned to the zone '%VSTR'.

Explanation

While adding a zone guest to a zone or while changing the ownership of a non-zone user to a zone user, there is no zone admin for that zone

Generated By

RES Module.

For Whom

End User.

Notes

None

Remedy

Add admin to the zone and re-submit the request.

9876

Message

The user or role %VSTR a zone guest.

Explanation

A zone member in the recipient list cannot be added/revoke as a zone guest or a non zone role already granted to zone creator cannot be a zone guest.

Generated By

RES Module.

For Whom

End User.

Notes

None

Remedy

Do not re-submit the request.

9877

Message

Cannot drop '%DBID'. User is still linked to the zone.

Explanation

The user specified in the DROP USER statement should be delinked before dropping the user. The user can be 'creator of the zone' OR 'root of the zone'.

Generated By

RES Module.

For Whom

End User.

Notes

None

Remedy

For root,Root can be delinked by ALTER ZONE ... DROP ROOT. For Creator of the zone, Zone should be dropped.

9878

Message

Guest role cannot be a granted to zone creator directly or through nested role.

Explanation

A guest role cannot be granted to the zone creator of the zone. One of the roles in the statement is a guest role. One of the recipient is a zone creator or one of the recipient is a role that has been granted to zone creator.

Generated By

RES Module.

For Whom

End User.

Notes

None

Remedy

Do not re-submit the request.

9879

Message

Concurrent change conflict on zone -- try again.

Explanation

During processing of a user's transaction, another concurrent session had changed the zone

Generated By

OPD Module.

For Whom

End User.

Notes

None

Remedy

Resubmit the request.

9880

Message

Invalid TimeDateWZControl setting in DBSControl for OVERRIDE parcel.

Explanation

Unity issued a request with an OVERRIDE parcel containing timestamp related data and the DBSControl General group field TimeDateWZControl setting is not 2(enabled with UTC) or higher.

Generated By

PAR modules.

For Whom

Unity.

Notes

None

Remedy

Modify DBSControl General group field TimeDateWZControl to be 2 (enabled with UTC) or 3 (enabled with LOCAL).

9881

Message

Function '%VSTR' called with an invalid number or type of parameters

Explanation

The function was either called with an incorrect number of arguments or the data types could not be implicitly converted to the types accepted by the function. This error can be returned for both embedded functions and user-defined functions.

Generated By

Parser Modules.

For Whom

End User.

Notes

None

Remedy

If using an embedded function, reference the documentation for details on how to use it. For user-defined functions, "show function" or "help function" will show the number and type of parameters accepted by the UDF.

9882**Message**

An old statistic with same set of columns is replaced with new statistic to honor the new user-specified column ordering during COLLECT STATISTICS processing.

Explanation

An old statistic with same set of columns is replaced with new statistic to honor the new user-specified column ordering during COLLECT STATISTICS processing.

Generated By

OPT Modules.

For Whom

User.

Notes

None

Remedy

The user should drop the existing multicolumn stats, before collecting stats on same set of columns in a new order.

9883**Message**

Specified table is already not a Load Isolated table.

Explanation

An ALTER TABLE command is issued to alter the specified table to be a Non LDI table. However, the table is already not a load isolated table.

Generated By

Resolver modules.

For Whom

End user.

Notes

None

Remedy

Do not issue the command as it is already not a load isolated table.

9884

Message

Cannot add load isolation property for table with %VSTR defined on the table.

Explanation

An ALTER TABLE command is issued to alter the specified table to be a LDI table. The command cannot be executed successfully if: 1) If the table has NUSI or USI defined 2) If the table has one or more join indexes that are already not marked as load isolated tables. For example a single table join index exists on the table being altered. 3) If the table has column partitions defined on it.

Generated By

Resolver modules.

For Whom

End user.

Notes

None

Remedy

If the table is a column partitioned table, then alter table cannot be used to make the table a LDI table. Otherwise, drop the index or indexes and re-issue the command.

9885

Message

Cannot drop load isolation property of the table with %VSTR defined on the table.

Explanation

An ALTER TABLE command is issued to alter the specified LDI table to be a non-LDI table. The command cannot be executed successfully if: 1) If the table has NUSI or USI defined 2) If the table has one or more join indexes that are already marked as load isolated tables. For example a single table join index exists on the table being altered.

Generated By

Resolver modules.

For Whom

End user.

Notes

None

Remedy

Drop the index or indexes and re-issue the command.

9886

Message

Specified DML level is already set for the Load Isolated table.

Explanation

An ALTER TABLE command is issued on LDI table to alter the DML that must be load isolated. However, the table already defines the specified DML level to be load isolated

Generated By

Resolver modules.

For Whom

End user.

Notes

None

Remedy

Check the DML level specified and change it to alter. If DML level is the required setting, do not issue the ALTER table statement.

9887

Message

No load is in progress for the specified load group value.

Explanation

There is no isolated load operation going on using the specified value for the reserved LDILoadGroup Queryband. This error can occur for any of the following statements: 1) SET QUERY_BAND that specifies the incorrect query_band value for LDILoadGroup 2) CHECKPOINT ISOLATED LOADING that specifies the incorrect query_band value for LDILoadGroup. 3) END ISOLATED LOADING that specifies the incorrect query_band value for LDILoadGroup.

Generated By

Resolver modules.

For Whom

End user.

Notes

None

Remedy

Correct the query_band value that corresponds to the required load operation and re-issue the command.

9888

Message

LDILoadGroup cannot be changed while associated load is in progress.

Explanation

The value for the reserved LDILoadGroup is being changed. However, a concurrent isolated load operation is already in progress and it has not ended.

Generated By

Resolver modules.

For Whom

End user.

Notes

None

Remedy

After the on-going load operation is completed, correct the LDILoadGroup query_band value to NONE and resubmit.

9889**Message**

Currently loading other LDI tables.

Explanation

This error can occur for any of the following statements: 1: A BEGIN ISOLATED LOADING command is submitted in a session that is currently already a load session. The session is performing a concurrent isolated load already. 2: Explicit END ISOLATED LOADING command is submitted inside an implicit CLDI transaction.

Generated By

Resolver modules.

For Whom

End user.

Notes

None

Remedy

1: After the on-going load operation is completed, set the LDILoadGroup query_band value to NONE, issue the SET QUERY_BAND command and then resubmit the BEGIN ISOLATED LOADING command. 2: After the on-going implicit CLDI transaction is completed, then resubmit the END ISOLATED LOADING command.

9890**Message**

Table %DBID.%TVMID is not load isolated.

Explanation

There are multiple reasons for this error. 1) A BEGIN ISOLATED LOADING specifies a table that is either not a LDI table or a LDI table on which concurrent isolated loading is disabled.

2) TD_ROWLOADID is specified on a non-LDI table 3) ALTER TABLE with RELEASE DELETED ROWS option is submitted on a non-LDI table.

Generated By

Resolver modules.

For Whom

End user.

Notes

None

Remedy

Check the command for correct LDI table and resubmit the command.

9891

Message

Concurrent load operations are disabled in session.

Explanation

A SET QUERY_BAND command is submitted to set the query band value for LDILoadGroup from a session that disables load operations.

Generated By

Resolver modules.

For Whom

End user.

Notes

None

Remedy

Enable load operations in the session and re-submit the command.

9892

Message

Specified load isolated operations are disabled on %DBID.%TVMID.

Explanation

A WITH ISOLATED LOADING option is specified in a DML statement and the LDI target table does not have the DML level enabled for load isolation.

Generated By

Resolver modules.

For Whom

End user.

Notes

None

Remedy

Enable load operations on the table and resubmit the command. Or perform the DML as a nonconcurrent LDI modification.

9893

Message

Invalid operation on load isolated table.

Explanation

There are multiple reasons for this error. 1) The DMLs within a transaction for a given LDI table must all be nonconcurrent load isolated or all must be concurrent load isolated DMLs. The specified command violates this rule. 2) If implicit transaction and implicit load commit, then CLDI operations cannot occur from inside the triggered SP invocation.

Generated By

Parser modules.

For Whom

End user.

Notes

None

Remedy

Correct the command and resubmit or perform after the on-going operation is completed.

9894

Message

Cannot define a %VSTR for a load isolated table.

Explanation

A load isolated table does not support permanent journals, compressed join index or hash index.

Generated By

Parser modules.

For Whom

End user.

Notes

None

Remedy

Modify the command as applicable to execute successfully. For example, remove the permanent journaling option. Do not create a compressed join index or hash index on a LDI table.

9895

Message

Cannot define load isolation on a table with permanent journal defined.

Explanation

A load isolated table does not support permanent journals. An alter table command is issued to make a non-LDI table with permanent journal defined to a LDI table.

Generated By

Parser modules.

For Whom

End user.

Notes

None

Remedy

Remove permanent journaling option to convert the non-LDI table to LDI table Or create a new table without journaling option from the existing table using CREATE TABLE AS.

9896**Message**

Load operation cannot occur as CurrLoadID reached the upper limit.

Explanation

Each concurrent isolated load operation increments the CurrLoadID by 2. The increment is causing the upper limit of 0x7FFFFFFE to be exceeded and cannot be executed.

Generated By

Parser modules.

For Whom

End user.

Notes

None

Remedy

Perform ALTER TABLE using the RESET LOAD IDENTITY option and then perform the load operation.

9897**Message**

MLoad target table may not contain secondary indexes with load identity.

Explanation

MLoad command is issued on a LDI table that defines a NUSI with load identity.

Generated By

Parser modules.

For Whom

End user.

Notes

None

Remedy

Drop the NUS with load identity and resubmit the MLOAD command. Create the index after MLOAD is successful. Alternatively, see if MLOADX may be used instead that supports all NUSI and USI on LDI tables.

9898

Message

Table %DBID.%TVMID cannot be loaded as the %FSTR table is already in a different load operation.

Explanation

A child and parent LDI tables may not be loaded simultaneously in separate load operations.

Generated By

Parser modules.

For Whom

End user.

Notes

None

Remedy

Either load both the parent and child tables in the same load operation or perform them one after the other.

9899

Message

Specified table has logically deleted rows.

Explanation

An ALTER TABLE command is issued to alter the specified table that has logically deleted rows. However, the ALTER requires the table not to have such rows.

Generated By

Parser modules.

For Whom

End user.

Notes

None

Remedy

Perform garbage cleanup on the table and then re-submit the ALTER TABLE command.

9900

Message

Duplicate names specified in custom clause.

Explanation

Custom clause for server object must not have duplicate name.

Generated By

Parser Modules.

For Whom

End User.

Notes

None

Remedy

Remove the duplicate name in custom clause and resubmit.

9901

Message

Specified server already exists.

Explanation

The user attempted to create the server. A Server exists with that name. This error occurs on a CREATE SERVER statement.

Generated By

Parser Modules.

For Whom

End User.

Notes

None

Remedy

Choose a new name for the server and resubmit the request.

9902

Message

Specified '%VSTR' option does not exist.

Explanation

The user attempted to alter the server.Specified server attribute option does not exist.

Generated By

Parser Modules.

For Whom

End User.

Notes

None

Remedy

Correct the statement and resubmit the request.

9903

Message

The privilege is not applicable to a server.

Explanation

The applicable grant privileges are SELECT, INSERT, SHOW for a server object.

Generated By

Parser Modules.

For Whom

End User.

Notes

None

Remedy

Correct the statement and resubmit the request.

9904

Message

Specified operation not allowed for server %DBID.%TVMID.

Explanation

DbName or TableName Name value pairs specified as part of server definition should match with the database name or table name of the query if this is a select or help foreign database statement. Help foreign server is not allowed when DbName or TableName name value pair is specified in server definition.

Generated By

Parser Modules.

For Whom

End User.

Notes

None

Remedy

Correct the statement and resubmit the request.

9905

Message

Privilege cannot be granted as the specified server does not have an associated table operator.

Explanation

The user attempted to Grant Select/Insert privilege on a server object. Error is reported If SELECT privilege is specified and no import operator is associated with the server object or If INSERT privilege is specified and no export operator is associated with the server object.

Generated By

Parser Modules.

For Whom

End User.

Notes

None

Remedy

Correct the statement and resubmit the request.

9906

Message

'%VSTR' is not a server.

Explanation

The specified item is a view, macro, permanent journal table, join index, or hash index and the context of the statement returning the error requires the item to be a normal server.

Generated By

Parser Modules.

For Whom

End User.

Notes

None

Remedy

Correct the statement and resubmit the request.

9907

Message

Server object not associated with operator.

Explanation

Server object is not associated with the required operator for the statement.

Generated By

Parser Modules.

For Whom

End User.

Notes

None

Remedy

Alter the server object to associate the required operator.

9908

Message

'%VSTR' is not allowed when external security is associated with the server.

Explanation

Server object is associated or specified with external security. So 'proxyusername' or 'proxypass' NVP not allowed in a server custom clause.

Generated By

RES Modules.

For Whom

End User.

Notes

None

Remedy

Remove 'proxyusername' or 'proxypass' from create or alter server and resubmit the request

9909

Message

'%VSTR' is not allowed in a server custom clause.

Explanation

Custom clause for server object must not have names like Columns, Servermode, QualifyColumns, IsNested, hExplain, Import and Export.

Generated By

Parser Modules.

For Whom

End User.

Notes

None

Remedy

Remove the name specified in error message from custom clause and resubmit.

9911

Message

Invalid use of query %VSTR.

Explanation

The query system time period specification or query TransactionTime period specification or query ValidTime period specification must not be given at statement level.

Generated By

RES modules.

For Whom

The end user.

Notes

None

Remedy

Specify the query system time period specification or query TransactionTime period specification or query ValidTime period specification at Table Level and resubmit.

9912

Message

NORMALIZE is not allowed on a SYSTEM_TIME column.

Explanation

When a table is DDL normalized, then the <Normalize column> must not be system-time column.

Generated By

RES module.

For Whom

End User.

Notes

None

Remedy

Correct statement and resubmit.

9913

Message

Value for system-time column is replaced by a system-generated timestamp.

Explanation

This is only a warning to let the user know that a value specified for a system-time column was replaced by a system-generated timestamp.

Generated By

Resolver.

For Whom

End User.

Notes

None

Remedy

N/A

9914

Message

Current user's zoneid does not match zoneid of object being logged.

Explanation

A user tried to BEGIN/END query logging on an object in a different zone

Generated By

RES Module.

For Whom

End User.

Notes

None

Remedy

Verify that the objects belong to the same zone as the user submitting the query.

9915

Message

A cursor returning a result set to both caller and client is not allowed on select and consume.

Explanation

Teradata does not allow the cursor returning a result set to both caller and client on Select and Consume statement from a stored procedure.

Generated By

Opt modules.

For Whom

End User.

Notes

None

Remedy

Do not use cursor on Select and Consume, if cursor returns a result set to both caller and client.

9916

Message

DBQL failed to collect parameter information.

Explanation

DBQL parameterized query logging was requested and the DBC.DBQLParamTbl's cache size is not big enough to hold the current request's data.

Generated By

gncdbqlparam Module.

For Whom

System Administrator.

Notes

None

Remedy

If the user wants to capture parameter information for the specified request, DBSControl performance parameter DBQLParamCacheSize needs to be adjusted. The new value should be at least the size of failing request's data.

9917

Message

Cannot specify a user or object in a different zone.

Explanation

The BEGIN/END LOGGING statement specified a user or object that does not belong to the current user's secure zone.

Generated By

OPD Module.

For Whom

End User.

Notes

None

Remedy

Correct the zone mismatch and re-submit the request.

9918

Message

Zoned users cannot be defined as trusted users.

Explanation

A connect through statement attempted to define a zoned user as a trusted user

Generated By

RES Module.

For Whom

End User.

Notes

None

Remedy

Use a non-zoned user in the connect through statement then resubmit.

9919

Message

Constraint '%DBID' belongs to another zone.

Explanation

The referenced security constraint can only be assigned to users or tables within the same zone, or dropped by a user in the same zone.

Generated By

RES Modules.

For Whom

End User.

Notes

None

Remedy

Do not resubmit the request.

9920

Message

A proxy user cannot perform the requested operation.

Explanation

The requested operation is not supported for a proxy user. This is usually because the proxy user has insufficient access rights or no permanent space.

Generated By

Opt modules.

For Whom

End User.

Notes

None

Remedy

None.

9921

Message

Concrete step size exceeds the limit. The pack factor needs to be reduced.

Explanation

The user has defined too many deferred lob columns in one Using row and/or specified a high pack factor, which causes the concrete step size exceeds the limit of 4MB. The default of pack factor for deferred lob is 1024.

Generated By

gnc modules

For Whom

End User

Notes

None

Remedy

Reduce the number of deferred LOB columns being used in USING row and/or reduce the pack factor to 1024. Resubmit the request.

9922

Message

Diagnostic NOAGGRENH not allowed when the query contains sequenced aggregation.

Explanation

When there is sequenced aggregation in the query, NOAGGRENH diagnostic should be switched off.

Generated By

OPT modules.

For Whom

EndUser.

Notes

This is a user error

Remedy

Switch off the NOAGGRENH diagnostic and then resubmit the query.

9923

Message

A zoned object cannot be granted WITH %VSTR OPTION to a non-zoned object.

Explanation

While granting a zoned object to a non zone user or role, it cannot be with GRANT/ALL OPTION.

Generated By

OPD Module.

For Whom

End User.

Notes

None

Remedy

Resubmit without GRANT OPTION.

9924

Message

Too many zones listed in GRANT/REVOKE statement.

Explanation

The maximum number of zones that can be granted or revoked in one statement is 25.

Generated By

RES modules.

For Whom

End User.

Notes

None

Remedy

Separate the statement into two or more statements each granting or revoking no more than 25 zones.

9925

Message

A zone creator cannot be a proxy user or a trusted user.

Explanation

Zone creator cannot be a proxy user or trusted user because of security concerns related with Secure Zones.

Generated By

OPD modules.

For Whom

End User.

Notes

None

Remedy

Do not resubmit the request

9926**Message**

%VSTR is currently not supported.

Explanation

The first release (TD15.0) of Secure Zones does not support: a) Nested Zone, and b) 'All users and all objects' access logging within a secure zone. c) Grant/Revoke logon on zone user by user outside the zone. d) Referential Integrity not within the zone. e) Error table not within the zone. f) PJ not within the zone.

Generated By

Parser modules.

For Whom

End User.

Notes

None

Remedy

Do not resubmit the request

9927**Message**

User '%VSTR' and profile '%FSTR' does not belong to the same zone.

Explanation

The user's zoneid is different from the zoneid of the profile.

Generated By

RES Module.

For Whom

End User.

Notes

None

Remedy

Use a profile that belongs to the same zone.

9929

Message

Recipient '%VSTR' and role '%FSTR' does not belong to the same zone.

Explanation

This error occurred while trying to assign a default role that was created by a user in a different zone.

Generated By

RES Module.

For Whom

End User.

Notes

None

Remedy

Create the object in the proper zone.

9930

Message

The SLOB parcel is incorrect.

Explanation

This error occurs if the source SLOB parcel definition is inconsistent. It could be one of the following: a. The Parameter Order Number in the SLOB Parcel is incorrect. b. The Repr is incorrect, that is not a LOB c. The LOB is not deferred. d. SLOB parcels are encountered whereas indicator bits indicate NULL.

Generated By

MoveRow.

For Whom

End User.

Notes

This is probably caused by incorrect definition of the input SLOB parcel from the host computer.

Remedy

Check the definition of the input SLOB parcel.

9931

Message

Role(s) cannot be revoked from primary DBA of the zone.

Explanation

Role(s) cannot be revoked from primary DBA of the zone.

Generated By

opdrvkr.c

For Whom

End User.

Notes

None

Remedy

Re-submit the query with another user.

9932

Message

A %VSTR cannot be given to the zone user %FSTR.

Explanation

A zone creator, zone root or a zone guest or owners of any of them cannot be given to a zone user. A zone primary DBA also cannot be given within zone.

Generated By

opdgive.c resname2.c

For Whom

End User.

Notes

None

Remedy

Re-submit the query with another user.

9933

Message

CTControl privilege cannot be given to zoned user.

Explanation

CTControl privilege cannot be given to zoned user.\>

Generated By

opdgrant.c

For Whom

End User.

Notes

None

Remedy

Re-submit the query with another user.

9934

Message

%VSTR cannot grant or revoke system level privileges %FSTR.

Explanation

Zoned user cannot give system level privileges to non-zone user and vice versa.\>

Generated By

opdgrant.c

For Whom

End User.

Notes

None

Remedy

Re-submit the query with another user.

9935

Message

Utility Statement is not allowed in this context.

Explanation

BEGIN LOADING or BEGIN MLOAD or BEGIN FASTEXPORT was issued outside of a Fast Load or MLoad or Fast Export Session.

Generated By

RES modules.

For Whom

End User.

Notes

None

Remedy

Correct the statement and resubmit the request.

9936

Message

%FSTR does not have access to%VSTR.

Explanation

This can happen when the user does not have zone access

Generated By

paraccr.c

For Whom

End User.

Notes

None

Remedy

Give the needed zone access and resubmit the query.

9937

Message

Update all related dictionary entries because user has been moved into a zone.

Explanation

When a user has been moved into a zone, zoneid is not updated for all the objects/users in the moved user. It is expected that the user will take care of this.

Generated By

resname2.c

For Whom

End User.

Notes

None

Remedy

Update zoneid in all dictionary tables for the affected users/objects under the moved user.

9938

Message

Requested internal memory is more than the allowed maximum limit.

Explanation

The request required too much memory to construct XML And it exceeds the maximum allowable size of memory in one-shot.

Generated By

DOM modules.

For Whom

End User.

Notes

None

Remedy

Simplify the request and resubmit it, If the request appears to be simple and there is some question as to whether it should fail for lack of memory, submit the script to your support representative.

9940

Message

SYSTEM VERSIONING cannot be dropped. The table has %VSTR.

Explanation

A temporal table has constraints (CHECK, UNIQUE, PRIMARY KEY or RI) or join index or trigger defined. The existing constraints or join index or triggers are associated with the temporal time dimension and hence SYSTEM VERSIONING cannot be dropped.

Generated By

OPD modules.

For Whom

End User.

Notes

None

Remedy

Drop the constraints and join indexes and triggers before DROP SYSTEM VERSIONING.

9941

Message

Internal error occurred when handling a spool in the parsing engine.

Explanation

A problem was encountered when handling a spool in the parsing engine. This spool was either being allocated, consolidated, or released for a SQL request in the parsing engine.

Generated By

Parser and Dispatcher.

For Whom

System Support Representative.

Notes

This is not a user error.

Remedy

Save all relevant information and notify your support representative.

9942

Message

Index defined in the table is invalid.

Explanation

Temporal_date or Temporal_timestamp is specified in the index. The index should contain column name.

Generated By

Res Module.

For Whom

End User.

Notes

None

Remedy

This can happen when Temporal_date or Temporal_timestamp is specified in the index list instead of the column name. Instead of Temporal_date or Temporal_timestamp specify the column name.

9943

Message

Cannot revoke privileges on root or primary DBA from primary DBA.

Explanation

We cannot privileges on root/PDBA from PDBA.

Generated By

opdrevok.c

For Whom

End User.

Notes

None

Remedy

No remedy.

9944

Message

DBQL Statements not allowed inside ANSI transactions and explicit Teradata (BTET) transactions.

Explanation

Cannot call DBQL statements BEGIN/REPLACE/END/FLUSH QUERY LOGGING while in ANSI mode or when inside an explicit transaction in Teradata (BTET) mode.

Generated By

PAR modules.

For Whom

End User.

Notes

None

Remedy

Call DBQL statement inside implicit transactions in Teradata (BTET) mode.

9945

Message

Deprecated option WITH is used and will soon be removed.

Explanation

Do not continue to use WITH option since it will soon be removed from "END QUERY LOGGING" statement syntax.

Generated By

gncapply.c

For Whom

End User.

Notes

None

Remedy

END QUERY LOGGING for user/account/applname without WITH option.

9984

Message

DDL is not allowed on NOS error table %VSTR.

Explanation

DDL statements are not allowed on NOS error tables: 1) ALTER TABLE 2) CREATE INDEX
3) RENAME TABLE

Generated By

RES modules.

For Whom

End-User.

Notes

None

Remedy

Do not submit DDL statements on NOS error tables.

9986

Message

%FSTR file(s) and %VSTR record(s) in foreign table(s) were skipped.

Explanation

During a read of foreign tables one or more records or whole files were skipped. File may be skipped if they cannot be unencrypted, use an unrecognized compression scheme, use an unrecognized character encoding or are a file type that is currently not handled. Records may be skipped if the file format is recognized, but records within the file are in an unrecognized format.

Generated By

AMP Software.

For Whom

End User.

Notes

None

Remedy

This message is for informational purposes only.

9987

Message

The query band contains name-value pairs(s) that match your profile non default query band name(s) or ignored query band value(s). The matching name-value pair(s) were discarded.

Explanation

This is a warning to let the user know that the request set a query band containing name-value pair(s) that matched non default query band name(s) or ignore query band values in the user's profile. The matching name-value pair(s) were discarded.

Generated By

OPD modules.

For Whom

End User.

Notes

None

Remedy

This message is for information only.

9988

Message

The query band contains a name not supported in the profile query band.

Explanation

The request is attempting to create or modify a profile with a query band containing a reserved name that is not supported in the profile query band.

Generated By

OPD modules.

For Whom

End User.

Notes

None

Remedy

Correct the statement and resubmit the request.

9989

Message

Statistics Collection with INDEX specification is not supported on PARTITION column.

Explanation

The COLLECT STATISTICS statement with INDEX specification is not supported on PARTITION column.

Generated By

Opd modules.

For Whom

End User.

Notes

None

Remedy

Use the COLUMN specification or if the table has a column named as PARTITION, rename to a new name to resolve the naming conflict with the system derived column PARTITION.

9990

Message

Response Row size exceeds 64K bytes and is incompatible with the Client software.

Explanation

The user request generated a response row size greater than 64KB which is incompatible with the client software. This error is returned if the 1MB Perm and Response Rows feature is enabled and the Large Rows flag in the Option parcel is not set by the client application.

Generated By

Parser modules.

For Whom

End User.

Notes

None

Remedy

Either, 1) Install and enable the current TTU software; or, 2) Change the SQL and/or reduce the data field sizes and/or number of fields being returned and resubmit the request. Limit the projection list and order by clause to approximately 64k bytes of data each.

9991

Message

Response Row size is greater than the 1MB allowed maximum.

Explanation

The user request generated a response row size greater than 1MB of data which exceeds Teradata database limitations. This error is returned if the 1MB Perm and Response Rows feature is enabled and the Large Rows and APH flags in the Option parcel are set.

Generated By

Parser modules.

For Whom

End User.

Notes

None

Remedy

Change the SQL and/or reduce the data field sizes and/or number of fields being returned and resubmit the request. Limit the total bytes used by the projection list and the order by clause to approximately 1MB.

9992

Message

Response Row size is greater than the 64KB and the user has requested Large Rows, but the 1MB Perm and Response Row feature is disabled.

Explanation

The user request generated a response row size greater than 64KB of data. This error is returned if the 1MB Perm and Response Rows feature is disabled and the Large Rows flag in the Option parcel is set and the response row definition is larger than 64KB.

Generated By

Parser modules.

For Whom

End User.

Notes

None

Remedy

Change the SQL and/or reduce the data field sizes and/or number of fields being returned and resubmit the request or enable the 1MB Perm and Response Row feature.

9993

Message

Total using data and SLOB parcels exceeds the maximum limit.

Explanation

The user submitted a request that contains using data and SLOB parcels whose total length exceeds the maximum total data size of 7 MB or 7,340,032 bytes.

Generated By

Parser.

For Whom

End User.

Notes

None

Remedy

Resubmit the request with fewer number of using and LOB data per request.

9995

Message

The Specified server does permit function execution.

Explanation

Foreign server must define 'PermitExecute' name-value pair with a 'TRUE' value in order to execute functions on the server. This error can occur either during GRANT of EXECUTE FUNCTION privilege on a foreign server or when a function execution is specified in a SELECT statement.

Generated By

Resolver modules.

For Whom

End User.

Notes

None

Remedy

Check the server definition and ensure it specifies the PermitExecute Name-value pair

9996

Message

The foreign servers specified in map and reduce functions are different.

Explanation

In nested foreign function, both the functions must be executed on the same foreign server.

Generated By

Resolver modules.

For Whom

End User.

Notes

None

Remedy

Specify nested foreign function on the same foreign server.

9997

Message

PushProfile Error: %VSTR.

Explanation

PushProfile Used is not available.

Generated By

RES modules.

For Whom

EndUser.

Notes

None

Remedy

Use Proper PushProfile while creating foreign server.

9998

Message

A syntax error was found in the SET FOREIGN SERVER ATTR.

Explanation

The format of the SET FOREIGN SERVER ATTR is incorrect. The syntax of each pair should be name=value;.

Generated By

OPD modules.

For Whom

End User.

Notes

None

Remedy

Correct and re-submit the statement.

9999

Message

SET FOREIGN SERVER ATTR error: %VSTR.

Explanation

The request contains a SET FOREIGN SERVER ATTR error. '%VSTR' identifies the approximate location of the error or identifies the syntax problem.

Generated By

SYN modules.

For Whom

End User.

Notes

None

Remedy

Correct and resubmit the request.

Database Generic Security Services (TDGSS) Messages

TDGSS messages indicate that an error was detected during the processing of a TDGSS security function. Each error produces a major and a minor status code. Applications typically display the message associated with the minor status code, and some display the major and minor status codes.

Decoding TDGSS/TeraGSS Major Status Codes

The Major Status is a 32-bit unsigned integer that is mechanism independent. Major Status is returned by all TDGSS functions.

In hexadecimal format, Major Status codes use the format CCRRSSSS:

- CC = Calling Errors
- RR = Routine Errors
- SSSS = Supplementary Status (indicate status, not errors)

Calling Errors

| Value | Calling Error | Description |
|-------|--------------------|---|
| 01 | Inaccessible read | A required input parameter could not be read (likely NULL). |
| 02 | Inaccessible write | A required output parameter could not be written (likely NULL). |
| 03 | Bad structure | A parameter was malformed. |

Routine Errors

| Value | Routine Error | Description |
|-------|----------------|--|
| 01 | Bad Mech | An unsupported mechanism was requested. |
| 02 | Bad Name | An invalid name was supplied. |
| 03 | Bad Name Type | A supplied name was of an unsupported type. |
| 04 | Bad bindings | Incorrect channel bindings were supplied. |
| 05 | Bad status | An invalid status code was supplied. |
| 06 | Bad MIC | A token had an invalid Message Integrity Code (MIC). |
| 07 | No Credentials | Credentials were not supplied, or unavailable or inaccessible. |
| 08 | No Context | No security context has been established. |

| Value | Routine Error | Description |
|-------|----------------------|--|
| 09 | Defective Token | A token was invalid. |
| 0A | Defective Credential | A credential was invalid. |
| 0B | Credentials Expired | The referenced credentials have expired. |
| 0C | Context Expired | The security context has expired. |
| 0D | Failure | Miscellaneous failure. |
| 0E | Bad QOP | The Quality Of Protection requested could not be provided. |
| 0F | Unauthorized | The operation is forbidden by local security policy. |
| 10 | Unavailable | The operation or option is unavailable. |
| 11 | Duplicate Element | The requested credential element already exists. |
| 12 | Name Not MN | The provided name was not a mechanism name. |
| 13 | Continue | tdgss_terminate didn't unload TDGSS, as it was still in use. |

Supplementary Status

| Value | Supplementary Status | Description |
|-------|----------------------|---|
| 0010 | Gap Token | An expected per-message token was not received. |
| 0008 | Out of Seq. Token | A later token has already been processed. |
| 0004 | Old Token | The validity period of the token has expired. |
| 0002 | Duplicate Token | The token was a duplicate of an earlier token. |
| 0001 | Continue Needed | The routine must be called again to complete its function (only returned by tdgss_init_sec_context and tdgss_accept_sec_context). |

Example

Major Status = 01020004 (hexadecimal):

- 01 = Inaccessible read
- 02 = Bad name
- 0004 = Old Token

TDGSS function was passed a bad pointer for a name parameter that was required.

Decoding TDGSS/TeraGSS Minor Status Codes

The Minor Status is a 32-bit unsigned integer. Some, but not all, of the Minor Status values are mechanism specific. Minor Status is passed back in the first parameter of each TDGSS function. Unlike the Major Status, the Minor Status encodes a single error.

To decode the 32-bit Minor Status, represented as WXYZZZZZ (hexadecimal), do the following steps in order until the error type is found.

| If... | Then... |
|--------------------------------|---|
| W is 0, 1, 4, 5, 8, 9, C, or D | this is a standard Microsoft error code. Look it up in Microsoft documentation. |
| X is 0, 1, 2, 3, or 4 | this error was generated by the TDGSS Library. ZZZZZ represents the error number. These codes are described in the automatically generated TDGSS EMR documentation. |
| Y is 8, 9, A, B, C, D, E, or F | ZZZZZ represents a UNIX style errno (generally found on UNIX systems, but can be returned on Windows systems under certain circumstances). See the relevant errno.h header file. |

Note:

If none of the above conditions is true, then the Minor Status is invalid and cannot be decoded.

0x20000001

Message

The function call (from the loadtdgss library) was successful.

Explanation

No error occurred during the loadtdgss call.

Generated By

loadtdgss

For Whom

System Support Representative.

Notes

There was no error

Remedy

Contact the Global Support Center.

0x20000011

Message

Failed to acquire lock to load TDGSS Library.

Explanation

Failed to acquire lock to load TDGSS Library.

Generated By

TDGSS Package.

For Whom

System Support Representative.

Notes

If the mutex is already locked, the calling thread blocks until the mutex becomes available. This operation returns with the mutexobject in the locked state with the calling thread as its owner. The error is returned when any of the following occurs: 1. The current thread already owns the mutex. 2. The value specified by mutex does not refer to an initialized mutex object.

Remedy

N/A

0x20000012

Message

Failed to unlock the acquire lock to load TDGSS Library.

Explanation

Failed to unlock the acquire lock to load TDGSS Library.

Generated By

TDGSS Package.

For Whom

System Support Representative.

Notes

A signal is delivered to a thread waiting for a mutex, upon return from the signal handler the thread resumes waiting for the mutex as if it was not interrupted. The error is returned when

any of the following occurs:1. The calling thread does not own the mutex.2. The mutex has not been properly initialized

Remedy

N/A

0x20000013

Message

The Loadtdgss Library could not allocate a mutex.

Explanation

It appears that the system is running low on resources (possibly memory).

Generated By

TDGSS Package.

For Whom

System Support Representative.

Notes

The Loadtdgss library needs mutex to protect its global data. This mutex is allocated when the tdgss_configure function is called. On the UNIX platform (except for MPRAS) pthread mutex is created, on Windows regular mutex is used.

Remedy

N/A

0x21000064

Message

Successful

Explanation

Successful return from the TDGSS Library

Generated By

TDGSS Package.

For Whom

System Support Representative.

Notes

None

Remedy

N/A

0x210000ce

Message

The TDGSS Library could not allocate a mutex.

Explanation

It appears that the system is running low on resources (possibly memory).

Generated By

TDGSS Package.

For Whom

System Support Representative.

Notes

The TDGSS library needs mutex to protect its global data. This mutex is allocated when the TDGSS library is loaded. On the UNIX platform (except for MPRAS) pthread mutex is created, on Windows regular mutex is used.

Remedy

N/A

0x210000cf

Message

Failed to acquire lock.

Explanation

If the mutex is already locked, the calling thread blocks until the mutex becomes available. This operation returns with the mutex object in the locked state with the calling thread as its owner. The error is returned when any of the following occurs: 1. The current thread already owns the mutex. 2. The value specified by mutex does not refer to an initialized mutex object.

Generated By

TDGSS Package.

For Whom

System Support Representative.

Notes

None

Remedy

N/A

0x210000d0

Message

Failed to Unlock the acquired lock.

Explanation

A signal is delivered to a thread waiting for a mutex, upon return from the signal handler the thread resumes waiting for the mutex as if it was not interrupted. The error is returned when any of the following occurs: 1. The calling thread does not own the mutex. 2. The mutex has not been properly initialized

Generated By

TDGSS Package.

For Whom

System Support Representative.

Notes

None

Remedy

N/A

0x210000d1

Message

Failed to create/initialize the mutex.

Explanation

Upon successful initialisation, the state of the mutex becomes initialised and unlocked. Attempting to relock the mutex causes deadlock. If a thread attempts to unlock a mutex that it has not locked or a mutex which is unlocked, undefined behaviour results. The error is returned when any of the following occurs: 1. The system lacked the necessary resources (other than memory) to initialise another mutex. 2. Insufficient memory exists to initialise the mutex. 3. The caller does not have the privilege to perform the operation. 4. The implementation has detected an attempt to re-initialise the object referenced by mutex, a previously initialised, but not yet destroyed, mutex.

Generated By

TDGSS Package.

For Whom

System Support Representative.

Notes

None

Remedy

N/A

0x210000d2

Message

Destroy mutex failed.

Explanation

The `gssp_mutex_destroy()` function destroys the initialised mutex object that is unlocked. The error is returned when any of the following occurs: 1. The mutex is currently locked. 2. The value specified by mutex is invalid.

Generated By

TDGSS Package.

For Whom

System Support Representative.

Notes

None

Remedy

N/A

0x210000d3

Message

The GSSP_MUTEX pointer was invalid or NULL.

Explanation

An invalid or NULL GSSP_MUTEX pointer was passed in where a valid GSSP_MUTEX pointer is required.

Generated By

TDGSS Package.

For Whom

System Support Representative.

Notes

None

Remedy

N/A

0x21000118

Message

The TDGSS Library could not allocate a pthread_rwlock_t or SRWLOCK.

Explanation

It appears that the system is running low on resources (possibly memory).

Generated By

TDGSS Package.

For Whom

System Support Representative.

Notes

The TDGSS library needs lock to protect its global data. This lock is allocated when the TDGSS library is loaded. On the UNIX platform (except for MPRAS) pthread_rwlock_t is created, on Windows regular SRWLOCK is used.

Remedy

N/A

0x21000119

Message

Failed to acquire lock.

Explanation

If the rwlock is already locked, the calling thread blocks until the mutex becomes available. This operation returns with the rwlock object in the locked state with the calling thread as its owner. The error is returned when any of the following occurs: 1. The value specified by rwlock does not refer to an initialized mutex object.

Generated By

TDGSS Package.

For Whom

System Support Representative.

Notes

None

Remedy

N/A

0x2100011a

Message

The TDGSS Library could not unlock shared lock.

Explanation

If the pthread_rwlock_t is already locked, the calling thread blocks until the rwlock becomes available. This operation returns with the rwlock object in the locked state with the calling thread as its owner. The error is returned when any of the following occurs: 1. The current

thread already owns the rwlock.2. The value specified by rwlock does not refer to an initialized rwlock object.

Generated By

TDGSS Package.

For Whom

System Support Representative.

Notes

The TDGSS library needs lock to protect its global data. This lock is allocated when the TDGSS library is loaded. On the UNIX platform (except for MPRAS) pthread_rwlock_t is created, on Windows regular SRWLOCK is used.

Remedy

N/A

0x2100011b

Message

The TDGSS Library could not unlock exclusive lock.

Explanation

If the pthread_rwlock_t is already locked, the calling thread blocks until the rwlock becomes available. This operation returns with the rwlock object in the locked state with the calling thread as its owner. The error is returned when any of the following occurs: 1. The current thread already owns the rwlock. 2. The value specified by rwlock does not refer to an initialized rwlock object.

Generated By

TDGSS Package.

For Whom

System Support Representative.

Notes

None

Remedy

N/A

0x21000125

Message

unlock rwlock failed.

Explanation

The gssp_lock_release() function unlock the initialised rwlock object. The error is returned when any of the following occurs: 1. The rwlock is currently locked. 2. The value specified by rwlock is invalid.

Generated By

TDGSS Package.

For Whom

System Support Representative.

Notes

None

Remedy

N/A

0x21000126

Message

Destroy rwlock failed.

Explanation

The gssp_lock_destroy() function destroys the initialised rwlock object that is unlocked in linux, and Windows will destroy SRWLOCK. The error is returned when any of the following occurs: 1. The rwlock is currently locked. 2. The value specified by rwlock is invalid.

Generated By

TDGSS Package.

For Whom

System Support Representative.

Notes

None

Remedy

N/A

0x21000128

Message

pTcfgHandle is NULL.

Explanation

The Tcfg handle was not set.

Generated By

TDGSS Package.

For Whom

System Support Representative.

Notes

None

Remedy

N/A

0x2100012a

Message

Context is setup successfully and continuing for the client's logdata.

Explanation

This is not an error. This error code is for internal use by mechanism libraries only. It should never be returned to a caller of the TDGSS Library. It indicates the new state in which the server side TDGSS context is established but the client still has logdata to send across. Used by SSPI, GSS and SPNEGO.

Generated By

TDGSS Package.

For Whom

System Support Representative.

Notes

None

Remedy

N/A

0x2300012c

Message

Successful

Explanation

The library operation was successful.

Generated By

TDGSS TD1 authentication method.

For Whom

End User.

Notes

This status code is returned to inform the caller that the call is SUCCESS.

Remedy

Not applicable.

0x23000143

Message

Continue needed. Application needs to call this API again with a new input token.

Explanation

The token from the peer application is required to complete the context so that the API returning this error code needs to be called again to complete the security context setup.

Generated By

TDGSS TD1 authentication method.

For Whom

End User

Notes

This status code is returned when the application has to call the API again with a new input message token.

Remedy

Not applicable.

0x23000144

Message

Memory could not be accessed.

Explanation

Error while accessing the memory.

Generated By

TDGSS TD1 authentication method.

For Whom

End User.

Notes

If the data structure is not allocated by the user, then this error is returned. For example, if "mech_set" is NULL then tdgss_indicate_mechs will result into this error.

Remedy

Contact the Global Support Center.

0x23000145

Message

Token passed to the API is either NULL or corrupted.

Explanation

This error is returned when either input token passed is NULL OR input token size is zero.

Generated By

TDGSS TD1 authentication method.

For Whom

End User.

Notes

Check if the input message received from the peer is altered or application is passing a zero length input buffer.

Remedy

Contact the Global Support Center.

0x23000146

Message

The security context passed to the API doesn't belong to TD1 mechanism.

Explanation

This error is returned when security context doesn't belong to TD1 mechanism.

Generated By

TDGSS TD1 authentication method.

For Whom

System Support Representative.

Notes

Error occurred. The associated stack trace will help the Global Support Center determine the exact cause of the failure.

Remedy

Contact the Global Support Center.

0x23000147

Message

Encryption modes do not match.

Explanation

TD1 supports only ECB mode.

Generated By

TDGSS TD1 authentication method.

For Whom

System Support Representative.

Notes

Error occurred. The associated stack trace will help the Global Support Center determine the exact cause of the failure.

Remedy

Contact the Global Support Center.

0x23000148

Message

Only zero offset is supported currently.

Explanation

Non-zero offset is not supported.

Generated By

TDGSS TD1 authentication method.

For Whom

System Support Representative.

Notes

Error occurred. The associated stack trace will help the Global Support Center determine the exact cause of the failure.

Remedy

Contact the Global Support Center.

0x23000190

Message

Successful

Explanation

The library operation was successful.

Generated By

TDGSS TD2 authentication method.

For Whom

End User.

Notes

This status code is returned to inform the caller that the call is SUCCESS.

Remedy

Not applicable.

0x230001a4

Message

Continue needed. Application needs to call this API again with a new input token.

Explanation

The token from the peer application is required to complete the context so that the API returning this error code needs to be called again to complete the security context setup.

Generated By

TDGSS TD2 authentication method.

For Whom

End User.

Notes

This status code is returned when the application has to call the API again with a new input message token.

Remedy

Not applicable.

0x230001a8

Message

Only zero offset is supported currently.

Explanation

Non-zero offset is not supported.

Generated By

TDGSS TD2 authentication method.

For Whom

System Support Representative.

Notes

Error occurred. The associated stack trace will help the Global Support Center determine the exact cause of the failure.

Remedy

Contact the Global Support Center.

0x230001f4

Message

Successful

Explanation

The library operation was successful.

Generated By

TOS compatibility PDE services.

For Whom

System Support Representative.

Notes

None

Remedy

Contact the Global Support Center.

0x23000258

Message

Successful

Explanation

The library operation was successful.

Generated By

TDGSS SSPI authentication method.

For Whom

End user.

Notes

None

Remedy

N/A

0x23000276

Message

Context is setup successfully and continuing for the server response.

Explanation

This is not an error. It indicates the new state in which the client is waiting for the server response. Server confirmation message is required on 12.0.

Generated By

TDGSS SSPI authentication method.

For Whom

End user.

Notes

None

Remedy

N/A

0x2300027b

Message

Context is setup successfully and continuing for the client logdata.

Explanation

This is not an error. It indicates the new state in which the server is waiting for the client logdata.

Generated By

TDGSS SSPI authentication method.

For Whom

End user.

Notes

None

Remedy

N/A

0x230002bc

Message

Successful.

Explanation

The gssp2gss library operation was successful.

Generated By

TDGSS GSSP2GSS authentication method.

For Whom

End user.

Notes

None

Remedy

N/A

0x230002be

Message

Successful and continuing for the server response.

Explanation

Context is setup successfully and client is continuing for the server response.

Generated By

TDGSS GSSP2GSS authentication method.

For Whom

End user.

Notes

Server confirmation message is required on 12.0.

Remedy

N/A

0x23000320

Message

Successful.

Explanation

The gssp2nego library operation was successful.

Generated By

TDGSS GSSP2SPNEGO negotiation method.

For Whom

End user.

Notes

None

Remedy

N/A

0x23000384

Message

Successful

Explanation

The library operation was successful.

Generated By

TDGSS Proxy authentication method.

For Whom

End User.

Notes

This status code is returned to inform the caller that the call is SUCCESS.

Remedy

Not applicable.

0x2300038e

Message

Continue needed. Application needs to call this API again with a new input token.

Explanation

The token from the peer application is required to complete the context so that the API returning this error code needs to be called again to complete the security context setup.

Generated By

TDGSS Proxy authentication method.

For Whom

End User.

Notes

This status code is returned when the application has to call the API again with a new input message token.

Remedy

Not applicable.

0x230003e8

Message

Successful

Explanation

The library operation was successful.

Generated By

TDGSS TDNEGO authentication method.

For Whom

End User.

Notes

This status code is returned to inform the caller that the call is SUCCESS.

Remedy

Not applicable.

0x230003e9

Message

Continue needed. Application needs to call this API again with a new input token.

Explanation

The token from the peer application is required to complete the context so that the API returning this error code needs to be called again to complete the security context setup.

Generated By

TDGSS TDNEGO authentication method.

For Whom

End User.

Notes

This status code is returned when the application has to call the API again with a new input message token.

Remedy

Not applicable.

0x2300044c

Message

Successful

Explanation

The library operation was successful.

Generated By

TDGSS JWT authentication method.

For Whom

End User.

Notes

This status code is returned to inform the caller that the call is SUCCESS.

Remedy

Not applicable.

0x23000463

Message

Continue needed. Application needs to call this API again with a new input token.

Explanation

The token from the peer application is required to complete the context so that the API returning this error code needs to be called again to complete the security context setup.

Generated By

TDGSS JWT authentication method.

For Whom

End User.

Notes

This status code is returned when the application has to call the API again with a new input message token.

Remedy

Not applicable.

0x240000c8

Message

This algorithm function call was successful.

Explanation

No error was encountered when the ALGAPI function was called.

Generated By

ALGorithm Application Programmers Interface (ALGAPI)

For Whom

System Support Representative.

Notes

No error occurred.

Remedy

N/A

0x24000129

Message

Failed to acquire lock to initialize the ALG Library.

Explanation

Failed to acquire lock to initialize the ALG Library.

Generated By

ALG Package.

For Whom

System Support Representative.

Notes

If the mutex is already locked, the calling thread blocks until the mutex becomes available. This operation returns with the mutexobject in the locked state with the calling thread as its owner. The error is returned when any of the following occurs: 1. The current thread already owns the mutex. 2. The value specified by mutex does not refer to an initialized mutex object.

Remedy

N/A

0x2400012a

Message

Failed to unlock the acquired lock to initialize the ALG Library.

Explanation

Failed to unlock the acquired lock to initialize the ALG Library.

Generated By

TDGSS Package.

For Whom

System Support Representative.

Notes

A signal is delivered to a thread waiting for a mutex, upon return from the signal handler the thread resumes waiting for the mutex as if it was not interrupted. The error is returned when any of the following occurs: 1. The calling thread does not own the mutex. 2. The mutex has not been properly initialized

Remedy

N/A

0x63000134

Message

Service requested by API is not supported

Explanation

This API is not supported.

Generated By

TDGSS TD1 authentication method.

For Whom

End User.

Notes

This status code will be returned to the caller by the TDGSS library if the API is not yet supported.

Remedy

Contact the Global Support Center.

0xa0000010

Message

The tdgss library is still in memory.

Explanation

The tdgss library has not been unloaded from memory due to additional references.

Generated By

loadtdgss

For Whom

System Support Representative.

Notes

Check the number of configure and terminate calls.

Remedy

Contact the Global Support Center.

0xa10000d8

Message

Mechanism disabled:Required Library path not found in TDGSS Configuration Files.

Explanation

The Required library string has to be specified.

Generated By

TDGSS Package.

For Whom

System Support Representative.

Notes

None

Remedy

Contact the Global Support Center.

0xa10000fd

Message

The user policy does not allow any viable mechanism.

Explanation

Mechanism policy requires this user to use one or more mechanisms which are not currently available in TDGSS.

Generated By

TDGSS Package.

For Whom

System Support Representative.

Notes

None

Remedy

Use the tdspolicy tool to obtain a list of mechanisms required by this user, then check the TDGSS configuration to make sure that the required mechanisms are enabled and,if necessary, check the mechanism policy to ensure that themechanisms required by this user exist. If everything appears to be correct,contact the Global Support Center for assistance.

0xa10000ff

Message

Negotiated Mechanism object ID not found in TDGSS Configuration Files.

Explanation

The Negotiated Mechanism string has to be specified.

Generated By

TDGSS Package.

For Whom

System Support Representative.

Notes

None

Remedy

Contact the Global Support Center.

0xa1000101

Message

execute run_tdgssconfig; customer-modified security settings are detected

Explanation

Previously customer-modified security settings are detected. Please modify theTdgssUserConfigFile.xml file for this version of TeraGss software package to reflect yourdesired settings and then execute the TeraGss tool called run_tdgssconfig. On UNIX platforms, theTdgssUserConfigFile.xml is located in the etc directory which is located under the version directory and, on Windows, this etc directory is located under the teragss product directory which is itself located under the version directory. The run_tdgssconfig tool is located in the bin directory under the TeraGss version directory (e.g. <usr_root>/teradata/client/15.10/bin).

Generated By

TDGSS Package.

For Whom

System Support Representative.

Notes

Customer security settings warning.

Remedy

Execute run_tdgssconfig tool with desired security settings.

0xa100012b

Message

This mechanism has failed to initialize properly and will be disabled.

Explanation

During a call to <mech-name>_configure this mechanism failed to initialize properly and will be disabled.

Generated By

TDGSS Package.

For Whom

System Support Representative.

Notes

This error code is for internal use by mechanism libraries only. That is why it has been given a number at the end of the sequence (299). It should never be returned to a caller of the TDGSS Library. It is only to be used upon return from a *_configure call. This error code is temporary, and eventually will be replaced with a more comprehensive solution.

Remedy

N/A

0xa3000136

Message

The status code passed doesn't belong to TD1 mechanism.

Explanation

The status value does not belong to the TD1 mechanism.

Generated By

TDGSS TD1 authentication method.

For Whom

End user.

Notes

The status code passed to the TD1 display_status API may belong to a different mechanism other than TD1 or status code is corrupted by the user application.

Remedy

Contact the Global Support Center.

0xa3000137

Message

The mechanism OID passed to the API is not a TD1 OID.

Explanation

The mechanism OID passed to the OID does not match with the TD1 mechanism OID.

Generated By

TDGSS TD1 authentication method.

For Whom

End User.

Notes

This error code is returned when the OID passed is either not a TD1 OID or is either corrupted.

Remedy

Contact the Global Support Center.

0xa300019a

Message

The status code passed doesn't belong to TD2 mechanism.

Explanation

This error may occur under following conditions: If the facility of the code is not TDGSS_ERR_FAC_MECHANISM OR If the customer bit is not set.

Generated By

TDGSS TD2 authentication method.

For Whom

End User.

Notes

The status code passed to the TD2 display_status API may belong to a different mechanism other than TD2 or status code is corrupted by the user application.

Remedy

Contact the Global Support Center.

0xa300019b

Message

The mechanism OID passed to the API is not a TD2 OID.

Explanation

This error be returned under following conditions:Oid passed to the API doesn't match with the mechanism OID ORIf the status code passed to the API is not GSS_C_MECH_CODE.

Generated By

TDGSS TD2 authentication method.

For Whom

End User.

Notes

None

Remedy

Contact the Global Support Center.

0xa3000229

Message

The status code passed doesn't belong to LDAP mechanism.

Explanation

This error will occur if error status code does not belong to LDAP mechanism.

Generated By

TDGSS LDAP authentication method.

For Whom

End User.

Notes

The status code passed to the ldapv3_display_status API may belong to a different mechanism other than ldap or status code is corrupted by the user application.

Remedy

Contact the Global Support Center.

0xa300022a

Message

TDGSS config file: System FQDN is missing.

Explanation

SystemFQDN is not provided, when authorization supported is set to yes.

Generated By

TDGSS LDAP authentication method.

For Whom

End User.

Notes

None

Remedy

N/A

0xa300028f

Message

The status code passed doesn't belong to SSPI mechanism.

Explanation

This error will occur if error status code does not belong to SSPI mechanism.

Generated By

TDGSS SSPI authentication method.

For Whom

End User.

Notes

The status code passed to the SSPI_display_status API may belong to a different mechanism other than SSPI or status code is corrupted by the user application.

Remedy

Contact the Global Support Center.

0xa3000386

Message

The status code passed doesn't belong to Proxy mechanism.

Explanation

This error may occur under following conditions: If the facility of the code is not TDGSS_ERR_FAC_MECHANISM OR If the customer bit is not set.

Generated By

TDGSS Proxy authentication method.

For Whom

End User.

Notes

The status code passed to the Proxy display_status API may belong to a different mechanism other than Proxy or status code is corrupted by the user application.

Remedy

Contact the Global Support Center.

0xa3000387

Message

The mechanism OID passed to the API is not a Proxy OID.

Explanation

This error be returned under following conditions: Oid passed to the API doesn't match with the mechanism OID OR If the status code passed to the API is not GSS_C_MECH_CODE.

Generated By

TDGSS Proxy authentication method.

For Whom

End User.

Notes

None

Remedy

Contact the Global Support Center.

0xa3000403

Message

The status code passed doesn't belong to TDNEGO mechanism.

Explanation

This error may occur under following conditions: If the facility of the code is not TDGSS_ERR_FAC_MECHANISM OR If the customer bit is not set.

Generated By

TDGSS TDNEGO authentication method.

For Whom

End User.

Notes

The status code passed to the TDNEGO display_status API may belong to a different mechanism other than TDNEGO or status code is corrupted by the user application.

Remedy

Contact the Global Support Center.

0xa3000460

Message

The mechanism OID passed to the API is not a JWT OID.

Explanation

This error be returned under following conditions: Oid passed to the API doesn't match with the mechanism OID OR If the status code passed to the API is not GSS_C_MECH_CODE.

Generated By

TDGSS JWT authentication method.

For Whom

End User.

Notes

None

Remedy

Contact the Global Support Center.

0xa3000461

Message

The status code passed doesn't belong to JWT mechanism.

Explanation

This error may occur under following conditions: If the facility of the code is not TDGSS_ERR_FAC_MECHANISM OR If the customer bit is not set.

Generated By

TDGSS JWT authentication method.

For Whom

End User.

Notes

The status code passed to the JWT display_status API may belong to a different mechanism other than JWT or status code is corrupted by the user application.

Remedy

Contact the Global Support Center.

0xe0000002

Message

The loadtdgss library is not initialized

Explanation

the tdgss_configure function needs to be called successfully.

Generated By

loadtdgss

For Whom

System Support Representative.

Notes

Unless the loadtdgss library is initialized all subsequent calls will fail.

Remedy

Contact the Global Support Center.

0xe0000003

Message

Another thread is initializing the loadtdgss library.

Explanation

some other thread within the process has also made a tdgss_configure() call.

Generated By

loadtdgss

For Whom

System Support Representative.

Notes

Try making the tdgss_configure call later.

Remedy

Contact the Global Support Center.

0xe0000004

Message

The number of tdgss functions seem incorrect.

Explanation

This is an internal error which suggests a build problem.

Generated By

loadtdgss

For Whom

System Support Representative.

Notes

It may not be possible for the program to continue.

Remedy

Contact the Global Support Center.

0xe0000005

Message

an invalid pathname was supplied.

Explanation

The user should check the name of the directory passed as an argument.

Generated By

loadtdgss

For Whom

System Support Representative.

Notes

The user specified a path or directory that does not exist.

Remedy

Contact the Global Support Center.

0xe0000006

Message

Could not allocate memory needed.

Explanation

the process or system is running low on memory.

Generated By

loadtdgss

For Whom

System Support Representative.

Notes

Check log for memory related problem - system is running low on memory.

Remedy

Contact the Global Support Center.

0xe0000007

Message

loadtdgss could not load the tdgss library.

Explanation

There was an error loading the true tdgss library.

Generated By

loadtdgss

For Whom

System Support Representative.

Notes

An internal error during the dynamic load of tdgss could have occurred.

Remedy

Contact the Global Support Center.

0xe0000008

Message

loadtdgss could not initialize the message trailers.

Explanation

This is an internal error.

Generated By

loadtdgss

For Whom

System Support Representative.

Notes

This is an internal error.

Remedy

Contact the Global Support Center.

0xe0000009

Message

The loadtdgss library could not be initialized

Explanation

Another thread was initializing loadtdgss but encountered an error.

Generated By

loadtdgss

For Whom

System Support Representative.

Notes

Check the error received by some other thread which made a tdgss_configure call.

Remedy

Contact the Global Support Center.

0xe000000a

Message

Could not call loadtdgss function.

Explanation

Loadtdgss was not able to locate the function in the tdgss library

Generated By

loadtdgss

For Whom

System Support Representative.

Notes

MAke a note of the function call made.

Remedy

Contact the Global Support Center.

0xe000000b

Message

tdgss_configure called with incorrect parameter.

Explanation

A previous tdgss_configure call was made successfully with different parameters.

Generated By

loadtdgss

For Whom

System Support Representative.

Notes

all the tdgss_configure calls need to have the same parameters within the process.

Remedy

Contact the Global Support Center.

0xe000000c

Message

number of configure and terminate calls do not match.

Explanation

There appears to be an incorrect match between the configure and terminate calls

Generated By

loadtdgss

For Whom

System Support Representative.

Notes

check the number of tdgss_configure and tdgss_terminate calls made.

Remedy

Contact the Global Support Center.

0xe000000d

Message

The user has to specify SERVER or CLIENT in the configure call.

Explanation

the tdgss_configure call should be passed a valid argument

Generated By

loadtdgss

For Whom

System Support Representative.

Notes

check the parameters passed

Remedy

Contact the Global Support Center.

0xe000000e

Message

An invalid parameter was passed as an argument.

Explanation

It would appear that a NULL argument was passed

Generated By

loadtdgss

For Whom

System Support Representative.

Notes

check the parameters passed

Remedy

Contact the Global Support Center.

0xe000000f

Message

could not locate the tdgss library.

Explanation

loadtdgss could not locate the tdgss directory

Generated By

loadtdgss

For Whom

System Support Representative.

Notes

check the tdgss_configure parameters to see where loadtdgss looked for the tdgss library.

Remedy

Contact the Global Support Center.

0xe0000014

Message

An invalid version parameter was passed as an argument.

Explanation

The version argument passed in is invalid: it may be in an incorrect format or it may be of invalid length.

Generated By

loadtdgss

For Whom

System Support Representative.

Notes

check the parameters passed

Remedy

Contact the Global Support Center.

0xe0000015

Message

Failed to convert the TDGSS library path name from UTF8 to UTF16 before loading. Perhaps, the path name contains Multi-Byte characters that are not able to convert to UTF16.

Explanation

There is an error occurred while converting the given file or path name from UTF8 encoded string to UTF16.

Generated By

TDGSS package

For Whom

System Support Representative.

Notes

check the UTF8 encoded string.

Remedy

Contact the Global Support Center.

0xe1000065

Message

There is not enough memory to complete this function

Explanation

The function being performed required more memory, but the attempt to allocate more memory failed.

Generated By

TDGSS Package.

For Whom

System Support Representative.

Notes

None

Remedy

Contact the Global Support Center.

0xe1000066

Message

This function is currently not available

Explanation

This function is not available in the TDGSS Library.It may be supported in a future release.

Generated By

TDGSS Package.

For Whom

System Support Representative.

Notes

None

Remedy

N/A

0xe1000067

Message

This function is not available for the requested security mechanism

Explanation

This function is not available for the requested security mechanismbecause the mechanism has not implemented it.

Generated By

TDGSS Package.

For Whom

System Support Representative.

Notes

None

Remedy

Contact the Global Support Center.

0xe1000068

Message

tdgss_release_name could not release the name as requested

Explanation

tdgss_release_name could not release the name structure because it was malformed or corrupted.

Generated By

TDGSS Package.

For Whom

System Support Representative.

Notes

See major status for further information.

Remedy

Contact the Global Support Center.

0xe1000069

Message

tdgss_import_name could not import the name as requested

Explanation

tdgss_import_name could not import the name due to a bad parameter on the call.

Generated By

TDGSS Package.

For Whom

System Support Representative.

Notes

See major status for further information.

Remedy

Contact the Global Support Center.

0xe100006a

Message

tdgss_display_name could not generate a display name as requested

Explanation

No name was given for tdgss_display_name to display.

Generated By

TDGSS Package.

For Whom

System Support Representative.

Notes

See major status for further information.

Remedy

Contact the Global Support Center.

0xe100006b

Message

tdgss_duplicate_name could not duplicate the name as requested

Explanation

An error was encountered while trying to duplicate a name.

Generated By

TDGSS Package.

For Whom

System Support Representative.

Notes

See major status for further information.

Remedy

Contact the Global Support Center.

0xe100006c

Message

The TDGSS status type passed to `tdgss_display_status` was invalid

Explanation

The Status Type passed to `tdgss_display_status` must one of either `GSS_C_GSS_CODE` or `GSS_C_MECH_CODE`. Any other value is invalid.

Generated By

TDGSS Package.

For Whom

System Support Representative.

Notes

None

Remedy

Contact the Global Support Center.

0xe100006d

Message

The message context pointer passed to `tdgss_display_status` was NULL

Explanation

TDGSS requires that a non-NULL message context pointer be passed to `tdgss_display_status`

Generated By

TDGSS Package.

For Whom

System Support Representative.

Notes

None

Remedy

Contact the Global Support Center.

0xe100006e

Message

The buffer structure passed to `tdgss_display_status` was invalid.

Explanation

`tdgss_display_status` requires a valid buffer structure be passed in by the caller. This error is generally caused by a NULL pointer being passed in instead.

Generated By

TDGSS Package.

For Whom

System Support Representative.

Notes

None

Remedy

Contact the Global Support Center.

0xe100006f

Message

The status value passed to `tdgss_display_status` was invalid or malformed.

Explanation

The status value could not be converted to text by `tdgss_display_status` because it was invalid or malformed.

Generated By

TDGSS Package.

For Whom

System Support Representative.

Notes

None

Remedy

Contact the Global Support Center.

0xe1000070

Message

The TDGSS OID set was invalid or NULL.

Explanation

An invalid or NULL TDGSS OID set was passed in where a valid OID set is required.

Generated By

TDGSS Package.

For Whom

System Support Representative.

Notes

None

Remedy

Contact the Global Support Center.

0xe1000071

Message

The pointer to the output flag in oid set operations was bad

Explanation

There is no place to return required information from this TDGSS call.

Generated By

TDGSS Package.

For Whom

System Support Representative.

Notes

None

Remedy

Contact the Global Support Center.

0xe1000072

Message

tdgss_inquire_version was given a NULL pointer for the version

Explanation

tdgss_inquire_version requires the user to pass a structure to hold the version. If this doesn't happen, the version cannot be returned.

Generated By

TDGSS Package.

For Whom

System Support Representative.

Notes

None

Remedy

Contact the Global Support Center.

0xe1000073

Message

tdgss_inquire_properties_for_mech could not obtain properties as requested

Explanation

tdgss_inquire_properties cannot obtain the properties. Either a NULLpointer was passed in for the buffer or an invalid mechanism was specified.

Generated By

TDGSS Package.

For Whom

System Support Representative.

Notes

None

Remedy

Contact the Global Support Center.

0xe1000074

Message

tdgss_inquire_one_mech_property could not obtain the property as requested.

Explanation

tdgss_inquire_one_mech_property cannot obtain the property. Either aNULL pointer was passed in for the buffer or an invalid mechanism wasspecified.

Generated By

TDGSS Package.

For Whom

System Support Representative.

Notes

None

Remedy

Contact the Global Support Center.

0xe1000075

Message

The mechanism has no properties associated with it

Explanation

Every mechanism must have a number of properties associated with it.

Generated By

TDGSS Package.

For Whom

System Support Representative.

Notes

None

Remedy

Check the TDGSS Library and User configuration files.

0xe1000076

Message

The internal buffer that holds this mechanism's properties is too small.

Explanation

This is an internal TDGSS error.

Generated By

TDGSS Package.

For Whom

System Support Representative.

Notes

None

Remedy

Contact the Global Support Center.

0xe1000077

Message

Could not duplicate buffer as requested

Explanation

The buffer could not be duplicated as requested because either the source or destination buffer (but not both) was NULL.

Generated By

TDGSS Package.

For Whom

System Support Representative.

Notes

See major status for further information.

Remedy

Contact the Global Support Center.

0xe1000078

Message

Could not repack buffer as requested

Explanation

A valid security mechanism is required to repack the buffer, but was not supplied.

Generated By

TDGSS Package.

For Whom

System Support Representative.

Notes

See major status for further information.

Remedy

Contact the Global Support Center.

0xe1000079

Message

Could not duplicate OidSet as requested

Explanation

The OidSet could not be duplicated because no OidSet destination was specified.

Generated By

TDGSS Package.

For Whom

System Support Representative.

Notes

See major status for further information.

Remedy

Contact the Global Support Center.

0xe100007a

Message

Could not repackage OidSet as requested

Explanation

A valid security mechanism is required to repackage the OidSet, but was not supplied.

Generated By

TDGSS Package.

For Whom

System Support Representative.

Notes

See major status for further information.

Remedy

Contact the Global Support Center.

0xe100007b

Message

Could not obtain mechanism oid as requested

Explanation

The mechanism specified could not be found.

Generated By

TDGSS Package.

For Whom

System Support Representative.

Notes

See major status for further information.

Remedy

Contact the Global Support Center.

0xe100007c

Message

Could not obtain mechanism string as requested

Explanation

The mechanism string could not be obtained. This can be due to either an invalid mechanism being selected or if there is no place to write the results. The major status will indicate which reason.

Generated By

TDGSS Package.

For Whom

System Support Representative.

Notes

See major status for further information.

Remedy

Contact the Global Support Center.

0xe100007d

Message

Could not get algorithm QOP as requested

Explanation

The Algorithm QOP could not be obtained. This can be due to either an invalid mechanism being selected or if there is no place to write the results. The major status will indicate which reason.

Generated By

TDGSS Package.

For Whom

System Support Representative.

Notes

See major status for further information.

Remedy

Contact the Global Support Center.

0xe100007e

Message

The OID string supplied was too small

Explanation

According to the X.208 specification, an OID string must consist of a minimum of two numbers, separated by an ASCII "." This means that the absolute minimum OID string size is 3 (for example "1.2").

Generated By

TDGSS Package.

For Whom

System Support Representative.

Notes

None

Remedy

Contact the Global Support Center.

0xe100007f

Message

Was not able to obtain the DER form of the OID

Explanation

An error has occurred in gssp_oidstr_to_oidder.

Generated By

TDGSS Package.

For Whom

System Support Representative.

Notes

See major status for further information.

Remedy

Contact the Global Support Center.

0xe1000081

Message

The oid string could not be converted to the oid DER format

Explanation

The OID string passed in had an error in it.

Generated By

TDGSS Package.

For Whom

System Support Representative.

Notes

None

Remedy

Contact the Global Support Center.

0xe1000082

Message

The mechanism specified in the TDGSS trailer was bad or invalid

Explanation

The first time `tdgss_init_sec_context` is called for a new context, TDGSS appends a trailer to the output token. This trailer contained a mechanism type that was invalid.

Generated By

TDGSS Package.

For Whom

System Support Representative.

Notes

None

Remedy

Contact the Global Support Center.

0xe1000083

Message

The QOP oid specified in the TDGSS trailer was bad or invalid

Explanation

The first time `tdgss_init_sec_context` is called for a new context, TDGSS appends a trailer to the output token. This trailer contained a QOP OID that was invalid.

Generated By

TDGSS Package.

For Whom

System Support Representative.

Notes

None

Remedy

Contact the Global Support Center.

0xe1000084

Message

Could not obtain a valid mechanism OID from the TDGSS trailer

Explanation

Without a valid mechanism OID, `tdgss_accept_sec_context` doesnot know which mechanism to use.

Generated By

TDGSS Package.

For Whom

System Support Representative.

Notes

See major status for further information

Remedy

Contact the Global Support Center.

0xe1000085

Message

Status value was not a Microsoft status code

Explanation

The code was expecting to have a Microsoft status code. Instead, bit 29 was set, which indicates a customer status code.

Generated By

TDGSS Package.

For Whom

System Support Representative.

Notes

None

Remedy

Contact the Global Support Center.

0xe1000086

Message

Status value was not a UNIX style status code

Explanation

The code was expecting to have a UNIX style status code.

Generated By

TDGSS Package.

For Whom

System Support Representative.

Notes

None

Remedy

Contact the Global Support Center.

0xe1000087

Message

tdgss_acquire_cred currently only allows one mechanism to be specified

Explanation

In the GSS spec, gss_acquire_cred allows multiple mechanisms to be specified in an OID set. Currently in TDGSS, we only allow a single mechanism in the OID set.

Generated By

TDGSS Package.

For Whom

System Support Representative.

Notes

None

Remedy

Contact the Global Support Center.

0xe1000088

Message

tdgss_acquire_cred was not able to acquire a credential as requested

Explanation

tdgss_acquire_cred was not able to acquire a credential because a badsecurity mechanism was passed in.

Generated By

TDGSS Package.

For Whom

System Support Representative.

Notes

None

Remedy

Contact the Global Support Center.

0xe1000089

Message

tdgss_init_sec_context was not able to initialize a security context

Explanation

tdgss_init_sec_context was not able to initialize a security context. This can be due to either an invalid mechanism being selected or no address of a pointer to a security context supplied. The major status will indicate which reason.

Generated By

TDGSS Package.

For Whom

System Support Representative.

Notes

See Major Status code for further information.

Remedy

Contact the Global Support Center.

0xe100008a

Message

tdgss_accept_sec_context was not able to accept a security context

Explanation

tdgss_accept_sec_context requires the address of a pointer to a securitycontext. This was not supplied.

Generated By

TDGSS Package.

For Whom

System Support Representative.

Notes

None

Remedy

Contact the Global Support Center.

0xe100008b

Message

tdgss_inquire_names_for_mech was not able to obtain name types.

Explanation

tdgss_inquire_names_for_mech requires that a valid mechanism be specified.

Generated By

TDGSS Package.

For Whom

System Support Representative.

Notes

None

Remedy

Contact the Global Support Center.

0xe100008c

Message

Cannot use the default mechanism for this operation

Explanation

Many TDGSS operations allow the default mechanism to be specified by passing in a NULL point for the mechanism OID. However, some TDGSS functions do not allow this.

Generated By

TDGSS Package.

For Whom

System Support Representative.

Notes

None

Remedy

Contact the Global Support Center.

0xe100008d

Message

tdgss_connonicalize_name was not able to return a name as requested

Explanation

tdgss_connonicalize_name requires that a valid mechanism be specified.

Generated By

TDGSS Package.

For Whom

System Support Representative.

Notes

See major status for further information.

Remedy

Contact the Global Support Center.

0xe100008e

Message

tdgss_indicate_mechs was not able to return a set of mechanisms

Explanation

The caller did not provide any place to write the results.

Generated By

TDGSS Package.

For Whom

System Support Representative.

Notes

See major status for further information.

Remedy

Contact the Global Support Center.

0xe100008f

Message

tdgss_display_status cannot return status text as requested

Explanation

The status value indicates that the status is from a mechanism, but the mechanism indicated is invalid.

Generated By

TDGSS Package.

For Whom

System Support Representative.

Notes

None

Remedy

Contact the Global Support Center.

0xe1000090

Message

tdgss_configure could not obtain a library path

Explanation

A library path was required but not specified.

Generated By

TDGSS Package.

For Whom

System Support Representative.

Notes

None

Remedy

Contact the Global Support Center.

0xe1000091

Message

tdgss_configure: second parameter (Client/Server) bad

Explanation

The second parameter of tdgss_configure, client_server, was bad.

Generated By

TDGSS Package.

For Whom

System Support Representative.

Notes

None

Remedy

Contact the Global Support Center.

0xe1000092

Message

tdgss_inquire_properties_for_user could not obtain user properties

Explanation

The caller did not provide a place to write the results.

Generated By

TDGSS Package.

For Whom

System Support Representative.

Notes

See major status for further information.

Remedy

Contact the Global Support Center.

0xe1000093

Message

The TDGSS Library was not ready

Explanation

The TDGSS Library was probably called before the tdgss_configure completed.

Generated By

TDGSS Package.

For Whom

System Support Representative.

Notes

None

Remedy

Contact the Global Support Center.

0xe1000094

Message

The TDGSS Library was already initialized

Explanation

While `tdgss_configure` can be called multiple times, the TDGSS library itself is only initialized once.

Generated By

TDGSS Package.

For Whom

System Support Representative.

Notes

None

Remedy

Contact the Global Support Center.

0xe1000095

Message

The TDGSS Library currently has initialization in progress already

Explanation

The TDGSS Library cannot be called until initialization is complete.

Generated By

TDGSS Package.

For Whom

System Support Representative.

Notes

None

Remedy

Contact the Global Support Center.

0xe1000096

Message

There are no valid mechanisms listed in the TDGSS Configuration Files.

Explanation

There must be at least one valid security mechanism for TDGSS to use,otherwise it cannot run.

Generated By

TDGSS Package.

For Whom

System Support Representative.

Notes

None

Remedy

Contact the Global Support Center.

0xe1000097

Message

Multiple default security mechanisms were detected.

Explanation

There cannot be multiple default security mechanisms defined in the TDGSS Configuration Files.

Generated By

TDGSS Package.

For Whom

System Support Representative.

Notes

None

Remedy

Change the TDGSS Configuration Files to define no more than one default security mechanism.

0xe1000098

Message

The security mechanism selected as default is not a valid mechanism.

Explanation

The default mechanism must be a valid security mechanism.

Generated By

TDGSS Package.

For Whom

System Support Representative.

Notes

None

Remedy

Contact the Global Support Center.

0xe1000099

Message

ALT bin file name is either NULL or the file failed to open via TcfgOpenFile.

Explanation

ALT bin file name is either NULL or the file failed to open via TcfgOpenFile.

Generated By

TDGSS Package.

For Whom

System Support Representative.

Notes

None

Remedy

Contact the Global Support Center.

0xe100009a

Message

Prebuilt bin file name is either NULL or the file failed to open via TcfgOpenFile.

Explanation

Prebuilt bin file name is either NULL or the file failed to open via TcfgOpenFile.

Generated By

TDGSS Package.

For Whom

System Support Representative.

Notes

None

Remedy

Contact the Global Support Center.

0xe100009c

Message

Could not obtain root element of binary TDGSS Configuration File.

Explanation

A call to TcfgGetRootElement_r failed; TcfgGetRootElement_r is required to get the root element of the binary version of the TDGSS Configuration File.

Generated By

TDGSS Package.

For Whom

System Support Representative.

Notes

None

Remedy

Contact the Global Support Center.

0xe100009d

Message

TDGSS Config File: Legal Values Section: cannot read

Explanation

A failure occurred while attempting to read a portion of the in-memory copy of the TDGSS binary configuration file. The original file on disk or the in-memory copy may be corrupted.

Generated By

TDGSS Package.

For Whom

System Support Representative.

Notes

None

Remedy

Contact the Global Support Center.

0xe100009e

Message

TDGSS Config File: Legal Values-Algorithm Names: cannot read

Explanation

A failure occurred while attempting to read a portion of the in-memory copy of the TDGSS binary configuration file. The original file on disk or the in-memory copy may be corrupted.

Generated By

TDGSS Package.

For Whom

System Support Representative.

Notes

None

Remedy

Contact the Global Support Center.

0xe100009f

Message

TDGSS Config File: Legal Values-Algorithm Name-Attributes: cannot read

Explanation

A failure occurred while attempting to read a portion of the in-memory copy of the TDGSS binary configuration file. The original file on disk or the in-memory copy may be corrupted.

Generated By

TDGSS Package.

For Whom

System Support Representative.

Notes

None

Remedy

Contact the Global Support Center.

0xe10000a0

Message

TDGSS Config File: Legal Values-KeyLength: cannot read

Explanation

A failure occurred while attempting to read a portion of the in-memory copy of the TDGSS binary configuration file. The original file on disk or the in-memory copy may be corrupted.

Generated By

TDGSS Package.

For Whom

System Support Representative.

Notes

None

Remedy

Contact the Global Support Center.

0xe10000a1

Message

TDGSS Config File: Legal Values-KeyLength-Attributes: cannot read

Explanation

A failure occurred while attempting to read a portion of the in-memory copy of the TDGSS binary configuration file. The original file on disk or the in-memory copy may be corrupted.

Generated By

TDGSS Package.

For Whom

System Support Representative.

Notes

None

Remedy

Contact the Global Support Center.

0xe10000a2

Message

TDGSS Config File: Legal Values-Mode: cannot read

Explanation

A failure occurred while attempting to read a portion of the in-memory copy of the TDGSS binary configuration file. The original file on disk or the in-memory copy may be corrupted.

Generated By

TDGSS Package.

For Whom

System Support Representative.

Notes

None

Remedy

Contact the Global Support Center.

0xe10000a3

Message

TDGSS Config File: Legal Values-Mode-Attributes: cannot read

Explanation

A failure occurred while attempting to read a portion of the in-memory copy of the TDGSS binary configuration file. The original file on disk or the in-memory copy may be corrupted.

Generated By

TDGSS Package.

For Whom

System Support Representative.

Notes

None

Remedy

Contact the Global Support Center.

0xe10000a4

Message

TDGSS Config File: Legal Values-Padding: cannot read

Explanation

A failure occurred while attempting to read a portion of the in-memory copy of the TDGSS binary configuration file. The original file on disk or the in-memory copy may be corrupted.

Generated By

TDGSS Package.

For Whom

System Support Representative.

Notes

None

Remedy

Contact the Global Support Center.

0xe10000a5

Message

TDGSS Config File: Legal Values-Padding-Attributes: cannot read

Explanation

A failure occurred while attempting to read a portion of the in-memory copy of the TDGSS binary configuration file. The original file on disk or the in-memory copy may be corrupted.

Generated By

TDGSS Package.

For Whom

System Support Representative.

Notes

None

Remedy

Contact the Global Support Center.

0xe10000a6

Message

TDGSS Config File: Legal Values-Mech Properties: cannot read

Explanation

A failure occurred while attempting to read a portion of the in-memory copy of the TDGSS binary configuration file. The original file on disk or the in-memory copy may be corrupted.

Generated By

TDGSS Package.

For Whom

System Support Representative.

Notes

None

Remedy

Contact the Global Support Center.

0xe10000a7

Message

TDGSS Config File: Legal Values-Mech Properties-Attributes: cannot read

Explanation

A failure occurred while attempting to read a portion of the in-memory copy of the TDGSS binary configuration file. The original file on disk or the in-memory copy may be corrupted.

Generated By

TDGSS Package.

For Whom

System Support Representative.

Notes

None

Remedy

Contact the Global Support Center.

0xe10000a8

Message

TDGSS Config File: Mechanism Section: cannot read

Explanation

A failure occurred while attempting to read a portion of the in-memory copy of the TDGSS binary configuration file. The original file on disk or the in-memory copy may be corrupted.

Generated By

TDGSS Package.

For Whom

System Support Representative.

Notes

None

Remedy

Contact the Global Support Center.

0xe10000a9

Message

TDGSS Config File: Mechanism Elements: cannot read

Explanation

A failure occurred while attempting to read a portion of the in-memory copy of the TDGSS binary configuration file. The original file on disk or the in-memory copy may be corrupted.

Generated By

TDGSS Package.

For Whom

System Support Representative.

Notes

None

Remedy

Contact the Global Support Center.

0xe10000aa

Message

TDGSS Config File: Mechanism Elements-Name: cannot read

Explanation

A failure occurred while attempting to read a portion of the in-memory copy of the TDGSS binary configuration file. The original file on disk or the in-memory copy may be corrupted.

Generated By

TDGSS Package.

For Whom

System Support Representative.

Notes

None

Remedy

Contact the Global Support Center.

0xe10000ab

Message

TDGSS Config File: Mechanism Elements-LibName: cannot read

Explanation

A failure occurred while attempting to read a portion of the in-memory copy of the TDGSS binary configuration file. The original file on disk or the in-memory copy may be corrupted.

Generated By

TDGSS Package.

For Whom

System Support Representative.

Notes

None

Remedy

Contact the Global Support Center.

0xe10000ac

Message

TDGSS Config File: Mechanism Elements-Prefix: cannot read

Explanation

A failure occurred while attempting to read a portion of the in-memory copy of the TDGSS binary configuration file. The original file on disk or the in-memory copy may be corrupted.

Generated By

TDGSS Package.

For Whom

System Support Representative.

Notes

None

Remedy

Contact the Global Support Center.

0xe10000ad

Message

TDGSS Config File: Mechanism Elements-Interface: cannot read

Explanation

A failure occurred while attempting to read a portion of the in-memory copy of the TDGSS binary configuration file. The original file on disk or the in-memory copy may be corrupted.

Generated By

TDGSS Package.

For Whom

System Support Representative.

Notes

None

Remedy

Contact the Global Support Center.

0xe10000ae

Message

TDGSS Config File: Mechanism Elements-OID: cannot read

Explanation

A failure occurred while attempting to read a portion of the in-memory copy of the TDGSS binary configuration file. The original file on disk or the in-memory copy may be corrupted.

Generated By

TDGSS Package.

For Whom

System Support Representative.

Notes

None

Remedy

Contact the Global Support Center.

0xe10000af

Message

TDGSS Config File: Mechanism Elements-Properties: cannot read

Explanation

A failure occurred while attempting to read a portion of the in-memory copy of the TDGSS binary configuration file. The original file on disk or the in-memory copy may be corrupted.

Generated By

TDGSS Package.

For Whom

System Support Representative.

Notes

None

Remedy

Contact the Global Support Center.

0xe10000b0

Message

TDGSS Config File: Mechanism Elements-Property-Attributes: cannot read

Explanation

A failure occurred while attempting to read a portion of the in-memory copy of the TDGSS binary configuration file. The original file on disk or the in-memory copy may be corrupted.

Generated By

TDGSS Package.

For Whom

System Support Representative.

Notes

None

Remedy

Contact the Global Support Center.

0xe10000b1

Message

TDGSS Config File: Mechanism Elements-Mech QOP: cannot read

Explanation

A failure occurred while attempting to read a portion of the in-memory copy of the TDGSS binary configuration file. The original file on disk or the in-memory copy may be corrupted.

Generated By

TDGSS Package.

For Whom

System Support Representative.

Notes

None

Remedy

Contact the Global Support Center.

0xe10000b2

Message

TDGSS Config File: Mechanism Elements-Mech QOP-Attributes: cannot read

Explanation

A failure occurred while attempting to read a portion of the in-memory copy of the TDGSS binary configuration file. The original file on disk or the in-memory copy may be corrupted.

Generated By

TDGSS Package.

For Whom

System Support Representative.

Notes

None

Remedy

Contact the Global Support Center.

0xe10000b3

Message

TDGSS Config File: Mechanism Elements-Mech QOP-Data: cannot read

Explanation

A failure occurred while attempting to read a portion of the in-memory copy of the TDGSS binary configuration file. The original file on disk or the in-memory copy may be corrupted.

Generated By

TDGSS Package.

For Whom

System Support Representative.

Notes

None

Remedy

Contact the Global Support Center.

0xe10000b4

Message

TDGSS Config File: QOP Section: cannot read

Explanation

A failure occurred while attempting to read a portion of the in-memory copy of the TDGSS binary configuration file. The original file on disk or the in-memory copy may be corrupted.

Generated By

TDGSS Package.

For Whom

System Support Representative.

Notes

None

Remedy

Contact the Global Support Center.

0xe10000b5

Message

TDGSS Config File: QOP Elements: cannot read

Explanation

A failure occurred while attempting to read a portion of the in-memory copy of the TDGSS binary configuration file. The original file on disk or the in-memory copy may be corrupted.

Generated By

TDGSS Package.

For Whom

System Support Representative.

Notes

None

Remedy

Contact the Global Support Center.

0xe10000b6

Message

TDGSS Config File: QOP Element-Values: cannot read

Explanation

A failure occurred while attempting to read a portion of the in-memory copy of the TDGSS binary configuration file. The original file on disk or the in-memory copy may be corrupted.

Generated By

TDGSS Package.

For Whom

System Support Representative.

Notes

None

Remedy

Contact the Global Support Center.

0xe10000b7

Message

TDGSS Config File: QOP not found.

Explanation

A failure occurred while attempting to read a portion of the in-memory copy of the TDGSS binary configuration file. The original file on disk or the in-memory copy may be corrupted.

Generated By

TDGSS Package.

For Whom

System Support Representative.

Notes

None

Remedy

Contact the Global Support Center.

0xe10000b8

Message

TDGSS Config File: QOP Element-Attributes: cannot read

Explanation

A failure occurred while attempting to read a portion of the in-memory copy of the TDGSS binary configuration file. The original file on disk or the in-memory copy may be corrupted.

Generated By

TDGSS Package.

For Whom

System Support Representative.

Notes

None

Remedy

Contact the Global Support Center.

0xe10000b9

Message

TDGSS Config File: QOP Element-Confidentiality not found

Explanation

A failure occurred while attempting to read a portion of the in-memory copy of the TDGSS binary configuration file. The original file on disk or the in-memory copy may be corrupted.

Generated By

TDGSS Package.

For Whom

System Support Representative.

Notes

None

Remedy

Contact the Global Support Center.

0xe10000ba

Message

TDGSS Config File: QOP Element-KeyLength not found

Explanation

A failure occurred while attempting to read a portion of the in-memory copy of the TDGSS binary configuration file. The original file on disk or the in-memory copy may be corrupted.

Generated By

TDGSS Package.

For Whom

System Support Representative.

Notes

None

Remedy

Contact the Global Support Center.

0xe10000bb

Message

TDGSS Config File: QOP Element-Mode not found

Explanation

A failure occurred while attempting to read a portion of the in-memory copy of the TDGSS binary configuration file. The original file on disk or the in-memory copy may be corrupted.

Generated By

TDGSS Package.

For Whom

System Support Representative.

Notes

None

Remedy

Contact the Global Support Center.

0xe10000bc

Message

TDGSS Config File: QOP Element-Padding not found

Explanation

A failure occurred while attempting to read a portion of the in-memory copy of the TDGSS binary configuration file. The original file on disk or the in-memory copy may be corrupted.

Generated By

TDGSS Package.

For Whom

System Support Representative.

Notes

None

Remedy

Contact the Global Support Center.

0xe10000bd

Message

TDGSS Config File: QOP Element-Integrity not found

Explanation

A failure occurred while attempting to read a portion of the in-memory copy of the TDGSS binary configuration file. The original file on disk or the in-memory copy may be corrupted.

Generated By

TDGSS Package.

For Whom

System Support Representative.

Notes

None

Remedy

Contact the Global Support Center.

0xe10000be

Message

The file path parameter was NULL.

Explanation

The file path parameter on the tdgss_configure functioncall was NULL.

Generated By

TDGSS Package.

For Whom

System Support Representative.

Notes

None

Remedy

Contact the Global Support Center.

0xe10000bf

Message

The TDGSS Library is not installed.

Explanation

The TDGSS Library cannot be found and is most likely not installed.

Generated By

TDGSS Package.

For Whom

System Support Representative.

Notes

None

Remedy

Contact the Global Support Center.

0xe10000c0

Message

An invalid or null parameter was passed to a UTF function.

Explanation

One of the paramentes passed to the UTF conversion function was most likelyNULL.

Generated By

TDGSS Package.

For Whom

System Support Representative.

Notes

None

Remedy

Contact the Global Support Center.

0xe10000c1

Message

The UTF input buffer contains invalid characters.

Explanation

An invalid character was found in the source bufferpassed as input.

Generated By

TDGSS Package.

For Whom

System Support Representative.

Notes

None

Remedy

Contact the Global Support Center.

0xe10000c2

Message

The UTF input buffer contains insufficient characters.

Explanation

Based on the UTF character set, the input buffer should have additional data.

Generated By

TDGSS Package.

For Whom

System Support Representative.

Notes

None

Remedy

Contact the Global Support Center.

0xe10000c3

Message

gssp_encrypt_buffer cannot encrypt the buffer.

Explanation

gssp_encrypt_buffer cannot encrypt the buffer because either the source buffer or the destination buffer is NULL.

Generated By

TDGSS Package.

For Whom

System Support Representative.

Notes

None

Remedy

Contact the Global Support Center.

0xe10000c4

Message

gssp_decrypt_buffer cannot decrypt the buffer.

Explanation

gssp_decrypt_buffer cannot decrypt the buffer because either the sourcebuffer or the destination buffer is NULL.

Generated By

TDGSS Package.

For Whom

System Support Representative.

Notes

None

Remedy

Contact the Global Support Center.

0xe10000c5

Message

gssp_decrypt_buffer has no algorithm context.

Explanation

gssp_decrypt_buffer was probably called before gssp_encrypt_buffer. This is incorrect because a buffer needs to be encrypted before it can be decrypted. In addition, since the algorithm context is set up in gssp_encrypt_buffer, there is no algorithm context.

Generated By

TDGSS Package.

For Whom

System Support Representative.

Notes

None

Remedy

Contact the Global Support Center.

0xe10000c6

Message

The TDGSS trailer was invalid.

Explanation

The TDGSS trailer is appended to the first message from `tdgss_init_sec_context` during the establishment of every context. It is used by `tdgss_accept_sec_context`. The trailer was found to be truncated, corrupted or otherwise invalid.

Generated By

TDGSS Package.

For Whom

System Support Representative.

Notes

None

Remedy

Contact the Global Support Center.

0xe10000c7

Message

The TDGSS internal pre-header is invalid.

Explanation

The TDGSS pre-header is a data structure to encapsulate the real Name, Credential and Context contents. The error is returned when any of the following occurs: 1. PreheaderID or StructureType doesn't match. 2. The Mech index is out of range. 3. The mech specified is not in use.

Generated By

TDGSS Package.

For Whom

System Support Representative.

Notes

None

Remedy

Contact the Global Support Center.

0xe10000c8

Message

The internal TDGSS name pre-header is invalid.

Explanation

The TDGSS name pre-header capsulates the real name in the pre-header data structure. The error is returned when any of the following occurs in the pre-header: 1. PreheaderID doesn't match. 2. StuctureType is not TDGSS_STRUCT_NAME type. 3. The Mech index is out of range. 4. The mech specified is not in use.

Generated By

TDGSS Package.

For Whom

System Support Representative.

Notes

None

Remedy

Contact the Global Support Center.

0xe10000c9

Message

The internal TDGSS credential pre-header is invalid.

Explanation

The TDGSS credential pre-header capsulates the real credential in the pre-header data structure. The error is returned when any of the following occurs in the pre-header: 1. PreheaderID doesn't match. 2. StuctureType is not TDGSS_STRUCT_CRED type. 3. The Mech index is out of range. 4. The mech specified is not in use.

Generated By

TDGSS Package.

For Whom

System Support Representative.

Notes

None

Remedy

Contact the Global Support Center.

0xe10000ca

Message

The internal TDGSS context pre-header is invalid.

Explanation

The TDGSS context pre-header encapsulates the real context in the pre-header data structure. The error is returned when any of the following occurs in the pre-header: 1. PreheaderID doesn't match. 2. StuctureType is not TDGSS_STRUCT_CONTEXT type. 3. The Mech index is out of range. 4. The mech specified is not in use.

Generated By

TDGSS Package.

For Whom

System Support Representative.

Notes

None

Remedy

Contact the Global Support Center.

0xe10000cb

Message

The user name is invalid.

Explanation

The user name argument in the `tdgss_inquire_ip_policy_for_user` call is not valid. The user name must be a UTF8, 16, or 32 name.

Generated By

TDGSS Package.

For Whom

System Support Representative.

Notes

None

Remedy

Contact the Global Support Center.

0xe10000cc

Message

The IP database could not be located.

Explanation

The IP data was not found in a GDO, binary file or configured directoryserver. This is a rning level error intended to inform the server thatthe IP restriction database is not configured and logins should be allowed.The error should never appear in a system log or cause a system restart.

Generated By

TDGSS Package.

For Whom

System Support Representative.

Notes

None

Remedy

Contact the Global Support Center.

0xe10000cd

Message

An argument was not valid.

Explanation

An argument was not valid.

Generated By

TDGSS Package.

For Whom

System Support Representative.

Notes

None

Remedy

Contact the Global Support Center.

0xe10000d4

Message

The TDGSSCONFIG GDO could not be read.

Explanation

An attempt was made to read the TDGSSCONFIG GDO to get the binary configuration information. This attempt failed.

Generated By

TDGSS Package.

For Whom

System Support Representative.

Notes

None

Remedy

N/A

0xe10000d5

Message

The library version string is invalid.

Explanation

The library version string specified to `tdgss_configure` function was invalid.

Generated By

TDGSS Package.

For Whom

System Support Representative.

Notes

None

Remedy

Contact the Global Support Center.

0xe10000d6

Message

Error encountered during conversion from/to Base 64.

Explanation

This could happen in any of the following cases
1. If the source or destination buffers are NULL.
2. An invalid conversion type was specified in call to `gssp_convert_base64`.
3. An error occurred during Conversion from/to Base64.
4. An invalid Base64 string was presented to convert to binary form.

Generated By

TDGSS Package.

For Whom

System Support Representative.

Notes

None

Remedy

Contact the Global Support Center.

0xe10000d7

Message

An invalid Algorithm Version number was specified.

Explanation

An Invalid Algorithm Version number was specified in call to gssp_decrypt_password.
Algorithm Version number is specified as the first Byte in an encrypted Password.

Generated By

TDGSS Package.

For Whom

Teradata DBA.

Notes

None

Remedy

Rerun tdspasswd and re-install the password in TDGSSUserConfigFile. If the error occurs even after that, then contact the Global Support Center.

0xe10000d9

Message

Unable to get the mechanism properties

Explanation

Unable to get the mechanism properties requested.

Generated By

TDGSS Package.

For Whom

System Support Representative.

Notes

See major status for further information.

Remedy

Contact the Global Support Center.

0xe10000da

Message

The buffer handle passed to function is NULL or Invalid.

Explanation

The buffer handle passed to function is NULL or Invalid.

Generated By

TDGSS Package.

For Whom

System Support Representative.

Notes

See major status for further information.

Remedy

Contact the Global Support Center.

0xe10000db

Message

Was not able to obtain the String form of the OID

Explanation

An error has occurred in gssp_oidder_to_oidstr.

Generated By

TDGSS Package.

For Whom

System Support Representative.

Notes

See major status for further information.

Remedy

Contact the Global Support Center.

0xe10000dc

Message

This mechanism did not have a default QOP defined.

Explanation

Every mechanism using the Default/Low/Medium/High QOP model must define a Default QOP.

Generated By

TDGSS Package.

For Whom

System Support Representative.

Notes

None

Remedy

Contact the Global Support Center.

0xe10000dd

Message

The Default QOP specified is not supported.

Explanation

Every mechanism using the Default/Low/Medium/High QOP model must define a Default QOP that is supported. This error can occur in two ways: 1.) A Default QOP defined locally in the TDGSS Configuration Files of this system is not supported. 2.) The local system and the remote system cannot find a Default QOP that both support.

Generated By

TDGSS Package.

For Whom

System Support Representative.

Notes

None

Remedy

Contact the Global Support Center.

0xe10000de**Message**

The Low QOP specified is not supported.

Explanation

Mechanisms using the Default/Low/Medium/High QOP model need not define a Low QOP, but if they do, it must be supported. If not defined, then the values for the Default QOP are used to define the Low QOP. This error can occur in two ways: 1.) A Low QOP defined locally in the TDGSS Configuration Files of this system is not supported. 2.) The local system and the remote system cannot find a Low QOP that both support.

Generated By

TDGSS Package.

For Whom

System Support Representative.

Notes

None

Remedy

Contact the Global Support Center.

0xe10000df**Message**

The Medium QOP specified is not supported.

Explanation

Mechanisms using the Default/Low/Medium/High QOP model need not define a Medium QOP, but if they do, it must be supported. If not defined, then the values for the Default QOP are used to define the Medium QOP. This error can occur in two ways: 1.) A Medium QOP defined locally in the TDGSS Configuration Files of this system is not supported. 2.) The local system and the remote system cannot find a Medium QOP that both support.

Generated By

TDGSS Package.

For Whom

System Support Representative.

Notes

None

Remedy

Contact the Global Support Center.

0xe10000e0

Message

The High QOP specified is not supported.

Explanation

Mechanisms using the Default/Low/Medium/High QOP model need not define a High QOP, but if they do, it must be supported. If not defined, then the values for the Default QOP are used to define the High QOP. This error can occur in two ways: 1.) A High QOP defined locally in the TDGSS Configuration Files of this system is not supported. 2.) The local system and the remote system cannot find a High QOP that both support.

Generated By

TDGSS Package.

For Whom

System Support Representative.

Notes

None

Remedy

Contact the Global Support Center.

0xe10000e1

Message

An error was encountered while decoding a QOP PARCEL.

Explanation

The QOP PARCEL was not in the format expected. The QOP PARCEL may have been malformed or corrupted.

Generated By

TDGSS Package.

For Whom

System Support Representative.

Notes

None

Remedy

Contact the Global Support Center.

0xe10000e2

Message

An error was encountered while decoding a Cipher Suites PARCEL.

Explanation

The Cipher Suites PARCEL was not in the format expected. The CipherSuites PARCEL may have been malformed or corrupted.

Generated By

TDGSS Package.

For Whom

System Support Representative.

Notes

None

Remedy

Contact the Global Support Center.

0xe10000e3

Message

An error was encountered while encoding a QOP PARCEL.

Explanation

While constructing a QOP PARCEL an error was encountered.

Generated By

TDGSS Package.

For Whom

System Support Representative.

Notes

None

Remedy

Contact the Global Support Center.

0xe10000e4

Message

An error was encountered while encoding a Cipher Suites PARCEL.

Explanation

While constructing a Cipher Suites PARCEL an error was encountered.

Generated By

TDGSS Package.

For Whom

System Support Representative.

Notes

None

Remedy

Contact the Global Support Center.

0xe10000e5

Message

TDGSS Config File: Legal Values-KeyLengthP: cannot read

Explanation

A failure occurred while attempting to read a portion of the in-memory copy of the TDGSS binary configuration file. The original file on disk or the in-memory copy may be corrupted.

Generated By

TDGSS Package.

For Whom

System Support Representative.

Notes

None

Remedy

Contact the Global Support Center.

0xe10000e6

Message

TDGSS Config File: Legal Values-KeyLengthP-Attributes: cannot read

Explanation

A failure occurred while attempting to read a portion of the in-memory copy of the TDGSS binary configuration file. The original file on disk or the in-memory copy may be corrupted.

Generated By

TDGSS Package.

For Whom

System Support Representative.

Notes

None

Remedy

Contact the Global Support Center.

0xe10000e7

Message

TDGSS Config File: QOP Element-KeyExchange not found

Explanation

A failure occurred while attempting to read a portion of the in-memory copy of the TDGSS binary configuration file. The original file on disk or the in-memory copy may be corrupted.

Generated By

TDGSS Package.

For Whom

System Support Representative.

Notes

None

Remedy

Contact the Global Support Center.

0xe10000e8

Message

TDGSS Config File: QOP Element-KeyLengthP not found

Explanation

A failure occurred while attempting to read a portion of the in-memory copy of the TDGSS binary configuration file. The original file on disk or the in-memory copy may be corrupted.

Generated By

TDGSS Package.

For Whom

System Support Representative.

Notes

None

Remedy

Contact the Global Support Center.

0xe10000e9

Message

This mechanism did not have a legacy QOP defined.

Explanation

This mechanism attempted to use a legacy QOP, but there is no legacyQOP defined.

Generated By

TDGSS Package.

For Whom

System Support Representative.

Notes

None

Remedy

Contact the Global Support Center.

0xe10000ea

Message

An invalid encoding type was encountered.

Explanation

An invalid encoding type was encountered when decoding the buffer.

Generated By

TDGSS Package.

For Whom

System Support Representative.

Notes

None

Remedy

Contact the Global Support Center.

0xe10000eb

Message

An invalid password property was encountered.

Explanation

GSSP is trying to decrypt a property which is not listed as an encrypted password property.

Generated By

TDGSS Package.

For Whom

System Support Representative.

Notes

None

Remedy

Contact the Global Support Center.

0xe10000ec

Message

MechanismIgnoresQop property set incorrectly in the TDGSS Configuration Files.

Explanation

The MechanismIgnoresQop property must reflect the way a mechanism actually functions. In this case it either has been set TRUE when the mechanism doesn't ignore QOP, or has been set FALSE when the mechanism does ignore QOP.

Generated By

TDGSS Package.

For Whom

System Support Representative.

Notes

None

Remedy

Contact the Global Support Center.

0xe10000ed

Message

The user is not permitted to log on from the IP address.

Explanation

The user has attempted to log on from an IP address that has been restricted.

Generated By

TDGSS Package.

For Whom

End User.

Notes

None

Remedy

Have the user move to an IP address that is permitted. If the error continues contact the Global Support Center.

0xe10000ee

Message

The user is not permitted to log on using the selected mechanism.

Explanation

The user has attempted to log on with a mechanism that is forbidden to the user.

Generated By

TDGSS Package.

For Whom

End User.

Notes

None

Remedy

Select an appropriate mechanism and retry the logon.

0xe10000ef

Message

The policy set is not in an appropriate state for that call.

Explanation

When returned from `tdgss_add_address_to_policy_set`, this error indicates that the `tdgss_inquire_policy_for_user` function has been called. When returned from `tdgss_inquire_conf_req_flag_for_policy` or `tdgss_inquire_qop_for_policy` functions, this error indicates that `tdgss_inquire_policy_for_user` function has not been called. In either case, a programming error is indicated. This error should not be seen in the field.

Generated By

TDGSS Package.

For Whom

System Support Representative.

Notes

None

Remedy

Contact the Global Support Center.

0xe10000f0

Message

No policy was found for the IP address and user.

Explanation

This error indicates that no encryption policy was found for the user and IP address. This error indicates to the gateway that encryption policy need not be enforced. Because this error is used to communicate policy state information to the gateway, this error should not be seen in the field.

Generated By

TDGSS Package.

For Whom

System Support Representative.

Notes

None

Remedy

Contact the Global Support Center.

0xe10000f1

Message

The policy option is unknown.

Explanation

The option passed to `tdgss_inquire_option_for_policy` is not known to TDGSS. There are three possible causes for this error happening in the logs. First, the gateway may have a coding error. Second, TDGSS may have a coding error. Third, the gateway and TDGSS versions might be mismatched where a new gateway is being used with an older TDGSS.

Generated By

TDGSS Package.

For Whom

System Support Representative.

Notes

None

Remedy

Check the major and minor versions of the gateway and TDGSS. If the versions do not match, bring TDGSSs and gateways versions in sync with each other and retry the logon that caused the failure. If that fails to resolve the issue, contact the Global Support Center.

0xe10000f2

Message

Error occurred while retrieving policy.

Explanation

The error occurred while retrieving the policy. Please check the configuration.

Generated By

TDGSS Package.

For Whom

System Support Representative.

Notes

None

Remedy

Check the major and minor versions of the gateway and TDGSS. If the versions do not match, bring TDGSSs and gateways versions in sync with each other and retry the logon that caused the failure. If that fails to resolve the issue, contact the Global Support Center.

0xe10000f3

Message

Encoding of ASN.1 token failed.

Explanation

Unable to encode ASN.1.

Generated By

TDGSS ASN.1 encoding method.

For Whom

System Support Representative.

Notes

Error occurred.

Remedy

Contact the Global Support Center.

0xe10000f4

Message

TDGSS ASN.1 tag is invalid.

Explanation

Invalid ASN.1 tag is passed to the function.

Generated By

TDGSS ASN.1 encoding method.

For Whom

System Support Representative.

Notes

Error occurred.

Remedy

Contact the Global Support Center.

0xe10000f5

Message

ASN.1 stack is full.

Explanation

There is no space for more items and stack is full.

Generated By

TDGSS ASN.1 encoding method.

For Whom

System Support Representative.

Notes

Error occurred.

Remedy

Contact the Global Support Center.

0xe10000f6

Message

ASN.1 start and stop tag mismatch.

Explanation

Start tag and stop tag values of the sequence is not the same.

Generated By

TDGSS ASN.1 encoding method.

For Whom

System Support Representative.

Notes

Error occurred.

Remedy

Contact the Global Support Center.

0xe10000f7

Message

The sequence handle does not exist.

Explanation

The sequence tag is not available.

Generated By

TDGSS ASN.1 encoding/decoding method.

For Whom

System Support Representative.

Notes

Error occurred.

Remedy

Contact the Global Support Center.

0xe10000f8

Message

The class tag is invalid.

Explanation

The class tag in the handle is not correct.

Generated By

TDGSS ASN.1 encoding/decoding method.

For Whom

System Support Representative.

Notes

Error occurred.

Remedy

Contact the Global Support Center.

0xe10000f9

Message

The ASN.1 tag is not sequence.

Explanation

The handle passed is not a sequence.

Generated By

TDGSS ASN.1 decoding method.

For Whom

System Support Representative.

Notes

Error occurred.

Remedy

Contact the Global Support Center.

0xe10000fa

Message

The ASN.1 tag is not item.

Explanation

The handle passed is not an item.

Generated By

TDGSS ASN.1 decoding method.

For Whom

System Support Representative.

Notes

Error occurred.

Remedy

Contact the Global Support Center.

0xe10000fb

Message

The ASN.1 tag not found.

Explanation

The handle passed is not a sequence.

Generated By

TDGSS ASN.1 decoding method.

For Whom

System Support Representative.

Notes

Error occurred.

Remedy

Contact the Global Support Center.

0xe10000fc

Message

Invalid decode types requested.

Explanation

The decode type passed to decode routine does not match with the actual type. This error only occurs in EXPLICIT tagging only.

Generated By

TDGSS ASN.1 decoding method.

For Whom

System Support Representative.

Notes

Error occurred.

Remedy

Contact the Global Support Center.

0xe10000fe

Message

The mech index was invalid or out of range.

Explanation

The error is returned when any of the following occurs in finding a corresponding mech index given a mech oid: 1. A mech oid is NULL or invalid. 2. The mech specified is not in use. 3. The mech index is out of range.

Generated By

TDGSS Package.

For Whom

System Support Representative.

Notes

None

Remedy

Contact the Global Support Center.

0xe1000100

Message

tdgss_configure could not obtain the client installation path from USelDir library

Explanation

The TeraGss code, tdgss_configure(), tried to obtain the client install path (e.g. like<usr_root>/teradata/client) from USelDir via TdClient_getClientPath() but could not obtain it.

Generated By

TDGSS Package.

For Whom

System Support Representative.

Notes

Error occurred.

Remedy

Contact the Global Support Center.

0xe1000102

Message

GetUserClientPath32Bit() got an error when reading Windows registry to get client installation path

Explanation

The TeraGss code, GetUserClientPath32Bit(), tried to obtain the client install path (e.g. like<usr_root>\Teradata\Client) from Windows registry via RegOpenKeyEx() or RegQueryValueEx(), but got an error return status from the registry call.

Generated By

TDGSS Package.

For Whom

System Support Representative.

Notes

Error occurred.

Remedy

Contact the Global Support Center.

0xe1000103

Message

Not a valid container implementation.

Explanation

No valid container implementation found for processing name or credential. Currently this error code is only used by TeraGSSJava.

Generated By

TDGSS Package.

For Whom

System Support Representative.

Notes

None

Remedy

Contact the Global Support Center.

0xe1000104

Message

No valid container implementation found.

Explanation

No valid container implementation found for creating credential or context. Currently this error code is only used by TeraGSSJava.

Generated By

TDGSS Package.

For Whom

System Support Representative.

Notes

None

Remedy

Contact the Global Support Center.

0xe1000105

Message

None of the requested mechanisms added during credential creation.

Explanation

With given input none of the requested mechanisms added during credential creation. Currently this error code is only used by TeraGSSJava.

Generated By

TDGSS Package.

For Whom

System Support Representative.

Notes

None

Remedy

Contact the Global Support Center.

0xe1000106

Message

All mechanisms failed during credential creation.

Explanation

With given input all mechanisms failed during credential creation. Currently this error code is only used by TeraGSSJava.

Generated By

TDGSS Package.

For Whom

System Support Representative.

Notes

None

Remedy

Contact the Global Support Center.

0xe1000107

Message

User File parameter passed is null.

Explanation

User File parameter passed for parsing is null. Currently this error code is only used by TeraGSSJava.

Generated By

TDGSS Package.

For Whom

System Support Representative.

Notes

None

Remedy

Contact the Global Support Center.

0xe1000108

Message

Library File parameter passed is null.

Explanation

Library File parameter passed for parsing is null. Currently this error code is only used by TeraGSSJava.

Generated By

TDGSS Package.

For Whom

System Support Representative.

Notes

None

Remedy

Contact the Global Support Center.

0xe1000109

Message

Schema attribute is not recognized.

Explanation

JAXP DocumentBuilderFactory doesn't recognize the schema attribute. Currently this error code is only used by TeraGSSJava.

Generated By

TDGSS Package.

For Whom

System Support Representative.

Notes

None

Remedy

Contact the Global Support Center.

0xe100010a

Message

No mechanism found for the request OID during context creation.

Explanation

No mechanism found for the requested OID during context creation. Currently this error code is only used by TeraGSSJava.

Generated By

TDGSS Package.

For Whom

System Support Representative.

Notes

None

Remedy

Contact the Global Support Center.

0xe100010b

Message

Invalid or null security context.

Explanation

The security context is invalid or null to complete the requested operation. Currently this error code is only used by TeraGSSJava.

Generated By

TDGSS Package.

For Whom

System Support Representative.

Notes

None

Remedy

Contact the Global Support Center.

0xe100010c

Message

The requested operation can't be completed because the context is busy.

Explanation

The requested operation cannot be completed as the security context is in busy state.
Currently this error code is only used by TeraGSSJava.

Generated By

TDGSS Package.

For Whom

System Support Representative.

Notes

None

Remedy

Contact the Global Support Center.

0xe100010d

Message

tdgss_store_cred was not able to store a credential as requested

Explanation

tdgss_store_cred was not able to store a credential because GSS_C_NO_CREDENTIAL was passed in as the input credential handle.

Generated By

TDGSS Package.

For Whom

System Support Representative.

Notes

None

Remedy

Contact the Global Support Center.

0xe100010e

Message

tdgss_store_cred_into was not able to store a credential as requested

Explanation

tdgss_store_cred_into was not able to store a credential because GSS_C_NO_CREDENTIAL was passed in as the input credential handle.

Generated By

TDGSS Package.

For Whom

System Support Representative.

Notes

None

Remedy

Contact the Global Support Center.

0xe1000116

Message

The requested operation can't be completed because no logging callback is found.

Explanation

The requested operation cannot be completed as the logging callback is not found. Currently this error code is only used by logging api.

Generated By

TDGSS Package.

For Whom

System Support Representative.

Notes

None

Remedy

Contact the Global Support Center.

0xe1000117

Message

The requested operation can't be completed because no logging callback is NULL.

Explanation

The requested operation cannot be completed as the logging callback is NULL. Currently this error code is only used by logging api.

Generated By

TDGSS Package.

For Whom

System Support Representative.

Notes

None

Remedy

Contact the Global Support Center.

0xe100011c

Message

tdgss_configure was called with TDGSS_CLIENT in a TDGSS package.

Explanation

TDGSS is the Server package. tdgss_configure cannot be called with a TDGSS_CLIENT parameter in the TDGSS package.

Generated By

TDGSS Package.

For Whom

System Support Representative.

Notes

None

Remedy

Contact the Global Support Center.

0xe100011d

Message

tdgss_configure was called with TDGSS_SERVER in the TeraGSS library.

Explanation

TeraGSS is the Client version library for TDGSS. tdgss_configure cannot be called with a TDGSS_SERVER parameter in the TeraGSS library.

Generated By

TDGSS Package.

For Whom

System Support Representative.

Notes

None

Remedy

Contact the Global Support Center.

0xe100011e

Message

The TDGSS product type is not a known product type.

Explanation

TDGSS currently comes in two product types, Client (TeraGSS library) and Server (TDGSS Package). The TDGSS product type is neither of these.

Generated By

TDGSS Package.

For Whom

System Support Representative.

Notes

None

Remedy

Contact the Global Support Center.

0xe100011f

Message

tdgss_INT_GetConfig could not get embedded configuration data for TeraGss.

Explanation

The pointer pointing to the embedded configuration data is NULL.

Generated By

TDGSS Package.

For Whom

System Support Representative.

Notes

See major status for further information.

Remedy

Contact the Global Support Center.

0xe1000120

Message

tdgss_INT_GetConfig has underestimated the property buffer size.

Explanation

The pointer pointing to the embedded configuration data is NULL.

Generated By

TDGSS Package.

For Whom

System Support Representative.

Notes

See major status for further information.

Remedy

Contact the Global Support Center.

0xe1000121

Message

The configuration cache could not be locked.

Explanation

A fundamental issue has arisen with the configuration cache's mutex. This issue is most likely due to memory corruption.

Generated By

TDGSS Package.

For Whom

System Support Representative.

Notes

See major status for further information.

Remedy

Contact the Global Support Center.

0xe1000122

Message

The cache entry containing the currently active configuration cannot be released.

Explanation

An attempt to release the cache entry containing the currently active configuration has occurred. The entry at the head of the list of entries should not be released if it is the most current. This issue is most likely due to an internal programming error.

Generated By

TDGSS Package.

For Whom

System Support Representative.

Notes

See major status for further information.

Remedy

Contact the Global Support Center.

0xe1000123

Message

The data is not owned by the specified cache.

Explanation

Either the data being released is not owned by the specified configuration cache, or the data has already been garbage collected. The issue is most likely due to an internal programming error.

Generated By

TDGSS Package.

For Whom

System Support Representative.

Notes

See major status for further information.

Remedy

Contact the Global Support Center.

0xe1000124

Message

The configuration cache cannot be unlocked.

Explanation

The configuration cache is already unlocked. This would generally mean that the cache has been unlocked erroneously, hence this issue is most likely due to an internal coding error.

Generated By

TDGSS Package.

For Whom

System Support Representative.

Notes

See major status for further information.

Remedy

Contact the Global Support Center.

0xe1000127

Message

Mechanism Properties buffer frame has bad data type.

Explanation

The Mechanism Properties buffer was either created incorrectly or corrupted such that the data type for one of the frames is invalid.

Generated By

TDGSS Package.

For Whom

System Support Representative.

Notes

None

Remedy

N/A

0xe300012d

Message

Buffer lengths do not match during session establishment

Explanation

Length of the token received from the peer doesn't match with the expected one.

Generated By

TDGSS TD1 authentication method.

For Whom

End User.

Notes

This event causes failure to establish security context.

Remedy

Contact the Global Support Center.

0xe300012e

Message

Library/Method version of client and server do not match.

Explanation

Library version on the client does not match with that on the server. Check if the correct version of the tdgss library is being used on the client side.

Generated By

TDGSS TD1 authentication method.

For Whom

End User.

Notes

This event causes failure to establish security context.

Remedy

Contact the Global Support Center.

0xe300012f

Message

Encryption Key is invalid

Explanation

Key passed to the encryption module is NULL or invalid.

Generated By

TDGSS TD1 authentication method.

For Whom

End User.

Notes

This event causes failure to establish security context.

Remedy

Check if the security context is modified by the user application.

0xe3000130

Message

Illegal sequence number of the message received during session establishment

Explanation

This event can happen if the message passed between client and server is modified.

Generated By

TDGSS TD1 authentication method.

For Whom

End User.

Notes

This event causes failure to establish security context.

Remedy

Check if the token generated by the TDGSS library is modified by the user application.

0xe3000131

Message

Failure during key generation by algorithm layer.

Explanation

The algorithm API could not generate the private/public key.

Generated By

TDGSS TD1 authentication method.

For Whom

System Support Representative.

Notes

This event causes failure to establish security context. The associated stack trace will help the Global Support Center determine the exact cause of the failure.

Remedy

Contact the Global Support Center.

0xe3000132

Message

Failure during key computation by algorithm layer.

Explanation

Failed to compute the shared key.

Generated By

TDGSS TD1 authentication method.

For Whom

System Support Representative.

Notes

This event causes failure to establish security context. This error will occur either due to security context modification or token alteration by the user application. The associated stack trace will help the Global Support Center determine the exact cause of the failure.

Remedy

Contact the Global Support Center.

0xe3000133

Message

Error during byte flipping

Explanation

Error during byte flipping.

Generated By

TDGSS TD1 authentication method.

For Whom

System Support Representative.

Notes

This event causes failure to establish security context. The associated stack trace will help the Global Support Center determine the exact cause of the failure.

Remedy

Contact the Global Support Center.

0xe3000135

Message

Unknown Endianness of the host.

Explanation

The host is of the unknown endien format. This error is returned if get_myendien function returns -1.

Generated By

TDGSS TD1 authentication method.

For Whom

System Support Representative.

Notes

This event causes failure to establish security context. The associated stack trace will help the Global Support Center determine the exact cause of the failure.

Remedy

Contact the Global Support Center.

0xe3000138

Message

Tdgss buffer descriptor (tdgss_buffer_desc) passed to the API is NULL.

Explanation

Buffer descriptor (tdgss_buffer_desc) passed to the API is NULL.

Generated By

TDGSS TD1 authentication method.

For Whom

End User.

Notes

tdgss_buffer_desc consists of a length field that contains total number of bytes in the datum and a value field which contains a pointer to the actual datum. Most of the APIs use tdgss_buffer_desc as parameter and the memory for tdgss_buffer_desc should be allocated by the caller.

Remedy

Allocate tdgss_bufer_desc data structure and call the API again.

0xe3000139

Message

TD1 internal call failure.

Explanation

The TD1 internal call failed.

Generated By

TDGSS TD1 authentication method.

For Whom

System Support Representative.

Notes

Error occurred. The associated stack trace will help the Global Support Center determine the exact cause of the failure.

Remedy

Contact the Global Support Center.

0xe300013a

Message

TD1 Security context passed to the API is NULL.

Explanation

The TD1 security context passed to the API is NULL.

Generated By

TDGSS TD1 authentication method.

For Whom

End User.

Notes

This error code is returned if the security context passed to the API is NULL. This can be due to an user passing an incorrect security context pointer to the API or due to a context corruption.

Remedy

Contact the Global Support Center.

0xe300013b

Message

TD1 malloc failed.

Explanation

malloc() call failed to allocate memory.

Generated By

TDGSS TD1 authentication method.

For Whom

System Support Representative.

Notes

The associated stack trace will help the Global Support Center determine the exact cause of the failure.

Remedy

Contact the Global Support Center.

0xe300013c

Message

Algorithm DH context free failed.

Explanation

Calling AlgDH_Free didn't free Diffie Hellman context.

Generated By

TDGSS TD1 authentication method.

For Whom

System Support Representative.

Notes

Error occurred. The associated stack trace will help the Global Support Center determine the exact cause of the failure.

Remedy

Contact the Global Support Center.

0xe300013d

Message

Buffer passed to the API is too small.

Explanation

The length of the buffer passed to store the given token is smaller than that of the token.

Generated By

TDGSS TD1 authentication method.

For Whom

End User.

Notes

Error occurred.

Remedy

Either increase the size of the buffer passed to the API or pass a zero length NULL buffer so that mechanism library allocates memory.

0xe300013e

Message

TD1 Algorithm encrypt failure.

Explanation

Encryption failed for TD1 mechanism.

Generated By

TDGSS TD1 authentication method.

For Whom

System Support Representative.

Notes

Error occurred. The associated stack trace will help the Global Support Center determine the exact cause of the failure.

Remedy

Contact the Global Support Center.

0xe300013f

Message

TD1 Algorithm decrypt failure.

Explanation

Failed to decrypt the data received.

Generated By

TDGSS TD1 authentication method.

For Whom

System Support Representative.

Notes

Error occurred. The associated stack trace will help the Global Support Center determine the exact cause of the failure.

Remedy

Contact the Global Support Center.

0xe3000140

Message

Setting of P and G keys in security context using TD1 algorithm APIs failed.

Explanation

Error in setting the P and G keys obtained from the server either due to an invalid P key index or algorithm context corruption.

Generated By

TDGSS TD1 authentication method.

For Whom

System Support Representative.

Notes

Error occurred. The associated stack trace will help the Global Support Center determine the exact cause of the failure.

Remedy

Contact the Global Support Center.

0xe3000141

Message

Getting P and G key using TD1 algorithm failed.

Explanation

Getting P and G keys using TD1 algorithm API AlgDH_SetDHKey() failed.

Generated By

TDGSS TD1 authentication method.

For Whom

System Support Representative.

Notes

Error occurred. The associated stack trace will help the Global Support Center determine the exact cause of the failure.

Remedy

Contact the Global Support Center.

0xe3000142

Message

TD1 credential handle passed is NULL.

Explanation

No credential is supplied or the credential is not available/accessible.

Generated By

TDGSS TD1 authentication method.

For Whom

End User.

Notes

Either the application has not passed the valid credential pointer or the credential handle might have been corrupted.

Remedy

Contact the Global Support Center.

0xe3000149

Message

An argument was not valid.

Explanation

An argument passed was not proper. For example, length and buffer are not matching. Currently this error code is only used by TeraGSSJava.

Generated By

TDGSS TD1 authentication method.

For Whom

System Support Representative.

Notes

Error occurred. The associated stack trace will help the Global Support Center determine the exact cause of the failure.

Remedy

Contact the Global Support Center.

0xe300014a

Message

The state of the security context is not valid.

Explanation

The security context has been clobbered. Currently this error code is only used by TeraGSSJava.

Generated By

TDGSS TD1 authentication method.

For Whom

System Support Representative.

Notes

Error occurred. The associated stack trace will help the Global Support Center determine the exact cause of the failure.

Remedy

Contact the Global Support Center.

0xe300014b

Message

Invalid request is made after context is established.

Explanation

After the security context is established, invalid request is made to change the security parameters. Currently this error code is only used by TeraGSSJava.

Generated By

TDGSS TD1 authentication method.

For Whom

System Support Representative.

Notes

Error occurred. The associated stack trace will help the Global Support Center determine the exact cause of the failure.

Remedy

Contact the Global Support Center.

0xe3000191

Message

Buffer lengths do not match during session establishment

Explanation

This error code is returned when the length of the token received from the peer doesn't match with the expected one.

Generated By

TDGSS TD2 authentication method.

For Whom

End User.

Notes

This event causes failure to establish security context.

Remedy

Contact the Global Support Center.

0xe3000192

Message

Library/Method version do not match

Explanation

This error code is returned when client's library version doesn't match with that of a server. Check if the correct version of the client package is being used.

Generated By

TDGSS TD2 authentication method.

For Whom

End User.

Notes

This event causes failure to establish security context. The associated stack trace will help the Global Support Center determine the exact cause of the failure.

Remedy

Contact the Global Support Center.

0xe3000193

Message

Encryption Key is invalid.

Explanation

This error code is returned when key passed to the encryption module is NULL or corrupted.

Generated By

TDGSS TD2 authentication method.

For Whom

End User.

Notes

This event causes failure to establish security context. The associated stack trace will help the Global Support Center determine the exact cause of the failure.

Remedy

Check if the security context is modified by the user application.

0xe3000194

Message

Illegal sequence number during session establishment.

Explanation

This error code will be returned if client's message sequence exceeds 3. This could possibly happen due to security context getting corrupted.

Generated By

TDGSS TD2 authentication method.

For Whom

End User.

Notes

This event causes failure to establish security context. The associated stack trace will help the Global Support Center determine the exact cause of the failure.

Remedy

Check if the token generated by the TDGSS library is modified by the user application.

0xe3000195

Message

Failure during key generation by algorithm layer.

Explanation

This error code will be returned if algorithm API to generate private/public key returned failure.

Generated By

TDGSS TD2 authentication method.

For Whom

System Support Representative.

Notes

This event causes failure to establish security context. The associated stack trace will help the Global Support Center determine the exact cause of the failure.

Remedy

Contact the Global Support Center.

0xe3000196

Message

Failure during key computation by algorithm layer.

Explanation

This error code will be returned if algorithm API to compute shared key returned failure.

Generated By

TDGSS TD2 authentication method.

For Whom

System Support Representative.

Notes

This event causes failure to establish security context. This error will occur either due to security context modification or token alteration by the user application. The associated stack trace will help the Global Support Center determine the exact cause of the failure.

Remedy

Contact the Global Support Center.

0xe3000197

Message

Error during byte flipping.

Explanation

This error code will be returned if routine to flip bytes returned failure.

Generated By

TDGSS TD2 authentication method.

For Whom

System Support Representative.

Notes

This event causes failure to establish security context. The associated stack trace will help the Global Support Center determine the exact cause of the failure.

Remedy

Contact the Global Support Center.

0xe3000198

Message

Service requested by API is not supported

Explanation

This error code will be returned if this API is not supported.

Generated By

End User.

For Whom

System Support Representative.

Notes

This status code will be returned to the caller by the TDGSS library if the API is not yet supported.

Remedy

Contact the Global Support Center.

0xe3000199

Message

Message header-trailor is not proper.

Explanation

This error code will be returned if message header/trailer has been altered.

Generated By

TDGSS TD2 authentication method.

For Whom

System Support Representative.

Notes

Decryption and integrity check cannot be performed if this error occurs. The associated stack trace will help the Global Support Center determine the exact cause of the failure.

Remedy

Contact the Global Support Center.

0xe300019c

Message

dgss buffer descriptor (tdgss_buffer_desc) passed to the API is NULL.

Explanation

This error is returned if tdgss_buffer_desc is not allocated.

Generated By

TDGSS TD2 authentication method.

For Whom

End User.

Notes

tdgss_buffer_desc consists of a length field that contains total number of bytes in the datum and a value field which contains a pointer to the actual datum. Most of the APIs use tdgss_buffer_desc as parameter and the memory for tdgss_buffer_desc should be allocated by the caller.

Remedy

Allocate tdgss_bufer_desc data structure and call the API again.

0xe300019d

Message

Token different from expected one.

Explanation

This error is returned if the message/token passed to TD2_get_mic and TD2_wrap is NULL.

Generated By

TDGSS TD2 authentication method.

For Whom

System Support Representative.

Notes

If the input message for which MIC needs to be generated is NULL, then this error message is returned. The associated stack trace will help the Global Support Center determine the exact cause of the failure.

Remedy

Contact the Global Support Center.

0xe300019e

Message

TD2 malloc failed.

Explanation

This error is returned when malloc() call failed to allocate memory.

Generated By

TDGSS TD2 authentication method.

For Whom

System Support Representative.

Notes

The associated stack trace will help the Global Support Center determine the exact cause of the failure.

Remedy

Contact the Global Support Center.

0xe300019f

Message

Secret key different from that of peer.

Explanation

This error is returned when Session key from the peer after decryption fails to match with that of the host.

Generated By

TDGSS TD2 authentication method.

For Whom

System Support Representative.

Notes

Error occurred. The associated stack trace will help the Global Support Center determine the exact cause of the failure.

Remedy

Contact the Global Support Center.

0xe30001a0

Message

TD2 internal failure.

Explanation

This error is returned when failures such as invalid status of the security context is encountered. This may happen if the security context is corrupted by the user.

Generated By

TDGSS TD2 authentication method.

For Whom

System Support Representative.

Notes

Error occurred. The associated stack trace will help the Global Support Center determine the exact cause of the failure.

Remedy

Contact the Global Support Center.

0xe30001a1

Message

Memory could not be accessed.

Explanation

This error will be returned to the application if `tdgss_buffer_desc` is not allocated.

Generated By

TDGSS TD2 authentication method.

For Whom

End User.

Notes

If the data structure is not allocated by the user, then this error is returned. For example, if "mech_set" is NULL then tdgss_indicate_mechs will result into this error.

Remedy

Contact the Global Support Center.

0xe30001a2

Message

Invalid TD2 context passed.

Explanation

This error is returned if the handle to the security context is invalid.

Generated By

TDGSS TD2 authentication method.

For Whom

System Support Representative.

Notes

Error occurred. The associated stack trace will help the Global Support Center determine the exact cause of the failure.

Remedy

Contact the Global Support Center.

0xe30001a3

Message

This error is returned if the algorithm context might have been corrupted or algorithm context could not be allocated.

Explanation

This error will be returned when the context handle passed to the API is either NULL or the security context is corrupted.

Generated By

TDGSS TD2 authentication method.

For Whom

End User.

Notes

his error code is returned if the security context passed to the API is NULL. This can be due to an user passing an incorrect security context pointer to the API or due to a context corruption.

Remedy

Contact the Global Support Center.

0xe30001a5

Message

TD2 credentials not found.

Explanation

This error code is returned if the credential handle passed to the API is not valid.

Generated By

TDGSS TD2 authentication method.

For Whom

End User.

Notes

Either the application has not passed the valid credential pointer or the credential handle might have been corrupted. The associated stack trace will help the Global Support Center determine the exact cause of the failure.

Remedy

Contact the Global Support Center.

0xe30001a6

Message

Key verification mismatch

Explanation

This error is returned when Client's session key doesn't match with Server's session key.

Generated By

TDGSS TD2 authentication method.

For Whom

System Support Representative.

Notes

Error occurred. The associated stack trace will help the Global Support Center determine the exact cause of the failure.

Remedy

Contact the Global Support Center.

0xe30001a7

Message

TD2 Trailer Generation Failed.

Explanation

This error code will be returned if message header/trailer has been altered.

Generated By

TDGSS TD2 authentication method.

For Whom

System Support Representative.

Notes

Error occurred. The associated stack trace will help the Global Support Center determine the exact cause of the failure.

Remedy

Contact the Global Support Center.

0xe30001a9

Message

Error during MIC calculation

Explanation

If the cause for the message encryption failure could be: Error caused in the algorithm layer
OR Insufficient Memory.

Generated By

TDGSS TD2 authentication method.

For Whom

System Support Representative.

Notes

Integrity check cannot be performed if this error occurs. The associated stack trace will help the Global Support Center determine the exact cause of the failure.

Remedy

Contact the Global Support Center.

0xe30001aa

Message

Error during Encryption/Decryption

Explanation

The cause for the message encryption failure could be: Error in algorithm layer OR Failure in
TD2_get_mic OR Insufficient Memory.

Generated By

TDGSS TD2 authentication method.

For Whom

System Support Representative.

Notes

Decryption cannot be performed if this error occurs. The associated stack trace will help the Global Support Center determine the exact cause of the failure.

Remedy

Contact the Global Support Center.

0xe30001ab

Message

Error while generating DH Paramaters.

Explanation

This error code will be returned if generating Diffie Hellman Private and Public Key using algorithm API failed.

Generated By

TDGSS TD2 authentication method.

For Whom

System Support Representative.

Notes

Error occured.The associated stack trace will help the Global Support Center determinethe exact cause of the failure.

Remedy

Contact the Global Support Center.

0xe30001ac

Message

Error while setting DH Paramaters.

Explanation

This error code will be returned if setting of P key and G key using algorithm API failed.

Generated By

TDGSS TD2 authentication method.

For Whom

System Support Representative.

Notes

Error occurred. The associated stack trace will help the Global Support Center determine the exact cause of the failure.

Remedy

Contact the Global Support Center.

0xe30001ad

Message

The security context was used before it was ready.

Explanation

This error code will be returned if a TDGSS operation requiring a context is attempted before the context has been fully prepared.

Generated By

TDGSS TD2 authentication method.

For Whom

System Support Representative.

Notes

Error occurred.

Remedy

Contact the Global Support Center.

0xe30001ae

Message

The input is NULL or invalid

Explanation

This error code will be returned if an input parameter is NULL or has an invalid value

Generated By

TDGSS TD2 authentication method.

For Whom

System Support Representative.

Notes

Error occurred.

Remedy

Contact the Global Support Center.

0xe30001af

Message

Invalid number of QOPs (Quality of Protection) are returned.

Explanation

The number of QOPs (Quality of Protection) returned by TDGSS/TeraGSS is incorrect.

Generated By

TDGSS TD2 authentication method.

For Whom

System Support Representative.

Notes

Error occurred.

Remedy

Contact the Global Support Center.

0xe30001b0

Message

Legacy QOP (Quality of Protection) is disabled.

Explanation

The client used is Pre 14.0 and the legacy QOP (Quality of Protection) is disabled in TDGSS configuration file.

Generated By

TDGSS TD2 authentication method.

For Whom

System Support Representative.

Notes

Error occurred.

Remedy

Contact the Global Support Center.

0xe30001b1

Message

Invalid Key size. For AES, 192 or 256 key sizes Java client should have Java Cryptography Extension (JCE) Unlimited Strength Jurisdiction Policy Files installed with the JRE.

Explanation

Invalid Key size. For AES, 192 or 256 key sizes Java client should have "Java Cryptography Extension (JCE) Unlimited Strength Jurisdiction Policy Files" installed with the JRE.

Generated By

TDGSS TD2 authentication method.

For Whom

System Support Representative.

Notes

Error occurred.

Remedy

Contact the Global Support Center.

0xe30001b2

Message

An argument was not valid.

Explanation

An argument passed was not proper. For example, length and buffer are not matching. Currently this error code is only used by TeraGSSJava.

Generated By

TDGSS TD2 authentication method.

For Whom

System Support Representative.

Notes

Error occurred.

Remedy

Contact the Global Support Center.

0xe30001b3

Message

Invalid request is made after context is established.

Explanation

After the security context is established, invalid request is made to change the security parameters. Currently this error code is only used by TeraGSSJava.

Generated By

TDGSS TD2 authentication method.

For Whom

System Support Representative.

Notes

Error occurred.

Remedy

Contact the Global Support Center.

0xe30001b4

Message

The state of the security context is not valid.

Explanation

The security context has been clobbered. Currently this error code is only used by TeraGSSJava.

Generated By

TDGSS TD2 authentication method.

For Whom

System Support Representative.

Notes

Error occurred.

Remedy

Contact the Global Support Center.

0xe30001b5

Message

The digest verification failed.

Explanation

The digest or digital signature verification failed. Currently this error code is only used by TeraGSSJava.

Generated By

TDGSS TD2 authentication method.

For Whom

System Support Representative.

Notes

Error occurred.

Remedy

Contact the Global Support Center.

0xe30001f5

Message

Out of virtual memory.

Explanation

The LDAP method has attempted to allocate virtual memory and failed. Possible causes include heap corruption or memory leakage in the calling application.

Generated By

TDGSS LDAP authentication method.

For Whom

End User.

Notes

None

Remedy

N/A

0xe30001f6

Message

Required pointer to `tdgss_buffer_desc` passed as NULL.

Explanation

The TDGSS application passed a NULL pointer instead of a pointer to a buffer descriptor type (`tdgss_buffer_desc`).

Generated By

TDGSS LDAP authentication method.

For Whom

End User.

Notes

None

Remedy

N/A

0xe30001f7

Message

Buffer lengths do not match during session establishment

Explanation

TBD

Generated By

TOS compatibility PDE services.

For Whom

System Support Representative.

Notes

This event causes an automatic DBS restart. The associated stack trace will help the Global Support Center determine the exact cause of the failure.

Remedy

Contact the Global Support Center.

0xe30001f8

Message

Library/Method version do not match

Explanation

TBD

Generated By

TOS compatibility PDE services.

For Whom

System Support Representative.

Notes

This event causes an automatic DBS restart. The associated stack trace will help the Global Support Center determine the exact cause of the failure.

Remedy

Contact the Global Support Center.

0xe30001f9

Message

Encryption Key is invalid

Explanation

TBD

Generated By

TOS compatibility PDE services.

For Whom

System Support Representative.

Notes

This event causes an automatic DBS restart. The associated stack trace will help the Global Support Center determine the exact cause of the failure.

Remedy

Contact the Global Support Center.

0xe30001fa

Message

Illegal sequence number during session establishment

Explanation

TBD

Generated By

TOS compatibility PDE services.

For Whom

System Support Representative.

Notes

This event causes an automatic DBS restart. The associated stack trace will help the Global Support Center determine the exact cause of the failure.

Remedy

Contact the Global Support Center.

0xe30001fb

Message

Failure during key generation

Explanation

TBD

Generated By

TOS compatibility PDE services.

For Whom

System Support Representative.

Notes

This event causes an automatic DBS restart. The associated stack trace will help the Global Support Center determine the exact cause of the failure.

Remedy

Contact the Global Support Center.

0xe30001fc

Message

Failure during key computation

Explanation

TBD

Generated By

TOS compatibility PDE services.

For Whom

System Support Representative.

Notes

This event causes an automatic DBS restart. The associated stack trace will help the Global Support Center determine the exact cause of the failure.

Remedy

Contact the Global Support Center.

0xe30001fd

Message

Error during Encryption/Decryption

Explanation

TBD

Generated By

TOS compatibility PDE services.

For Whom

System Support Representative.

Notes

This event causes an automatic DBS restart. The associated stack trace will help the Global Support Center determine the exact cause of the failure.

Remedy

Contact the Global Support Center.

0xe30001fe

Message

Service requested by API is not supported

Explanation

TBD

Generated By

TOS compatibility PDE services.

For Whom

System Support Representative.

Notes

This event causes an automatic DBS restart. The associated stack trace will help the Global Support Center determine the exact cause of the failure.

Remedy

Contact the Global Support Center.

0xe30001ff

Message

Encryption modes do not match

Explanation

TBD

Generated By

TOS compatibility PDE services.

For Whom

System Support Representative.

Notes

This event causes an automatic DBS restart. The associated stack trace will help the Global Support Center determine the exact cause of the failure.

Remedy

Contact the Global Support Center.

0xe3000200

Message

Only zero offset is supported currently

Explanation

TBD

Generated By

TOS compatibility PDE services.

For Whom

System Support Representative.

Notes

This event causes an automatic DBS restart. The associated stack trace will help the Global Support Center determine the exact cause of the failure.

Remedy

Contact the Global Support Center.

0xe3000201

Message

Message header-trailor is not proper

Explanation

TBD

Generated By

TOS compatibility PDE services.

For Whom

System Support Representative.

Notes

This event causes an automatic DBS restart. The associated stack trace will help the Global Support Center determine the exact cause of the failure.

Remedy

Contact the Global Support Center.

0xe3000202

Message

Error while generating DH Parameters

Explanation

TBD

Generated By

TOS compatibility PDE services.

For Whom

System Support Representative.

Notes

This event causes an automatic DBS restart. The associated stack trace will help the Global Support Center determine the exact cause of the failure.

Remedy

Contact the Global Support Center.

0xe3000203

Message

Error while setting DH Paramaters

Explanation

TBD

Generated By

TOS compatibility PDE services.

For Whom

System Support Representative.

Notes

This event causes an automatic DBS restart. The associated stack trace will help the Global Support Center determine the exact cause of the failure.

Remedy

Contact the Global Support Center.

0xe3000204

Message

Error during MIC calculation

Explanation

TBD

Generated By

TOS compatibility PDE services.

For Whom

System Support Representative.

Notes

This event causes an automatic DBS restart. The associated stack trace will help the Global Support Center determine the exact cause of the failure.

Remedy

Contact the Global Support Center.

0xe3000205

Message

A name is required but was passed as NULL.

Explanation

The TDGSS application passed a NULL pointer instead of a pointer to a name descriptor type (tdgss_name_desc). This error occurs when a NULL pointer is passed in the second argument of a call to `tdgss_acquire_cred` when something other than `GSS_C_ACCEPT` is specified as the fifth argument.

Generated By

TDGSS LDAP authentication method.

For Whom

End User.

Notes

None

Remedy

N/A

0xe3000206

Message

Required credential pointer passed as NULL.

Explanation

The `tdgss_release_cred` API was called passing a NULL value for the credential handle.

Generated By

TDGSS LDAP authentication method.

For Whom

End User.

Notes

None

Remedy

N/A

0xe3000207

Message

The credential is defective.

Explanation

The `tdgss_init_sec_ctx` API was called passing a credential that does not specify an LDAP principal name (mechdata).

Generated By

TDGSS LDAP authentication method.

For Whom

End User.

Notes

None

Remedy

N/A

0xe3000208

Message

A required token argument was passed as NULL.

Explanation

The `tdgss_init_sec_ctx` API was called passing a credential that does not specify an LDAP principal name (mechdata).

Generated By

TDGSS LDAP authentication method.

For Whom

End User.

Notes

None

Remedy

N/A

0xe3000209

Message

The state of the security context is not valid.

Explanation

The security context has been clobbered.

Generated By

TDGSS LDAP authentication method.

For Whom

End User.

Notes

None

Remedy

N/A

0xe300020a

Message

Syntax error in the user's principal name (mechdata).

Explanation

The user provided mechdata to the LDAP method that is inappropriately formatted.

Generated By

TDGSS LDAP authentication method.

For Whom

End User.

Notes

None

Remedy

N/A

0xe300020b

Message

The user's principal name contains multiple authcid properties.

Explanation

The user provided mechdata to the LDAP method that contains two or more authcid properties.

Generated By

TDGSS LDAP authentication method.

For Whom

End User.

Notes

None

Remedy

N/A

0xe300020c

Message

The user's principal name contains multiple password properties.

Explanation

The user provided mechdata to the LDAP method that contains two or more password properties.

Generated By

TDGSS LDAP authentication method.

For Whom

End User.

Notes

None

Remedy

N/A

0xe300020d

Message

The user's principal name contains multiple realm properties.

Explanation

The user provided mechdata to the LDAP method that contains two or more realm properties.

Generated By

TDGSS LDAP authentication method.

For Whom

End User.

Notes

None

Remedy

N/A

0xe300020e

Message

The user's principal name contains multiple authzid properties.

Explanation

The user provided mechdata to the LDAP method that contains two or more authzid properties.

Generated By

TDGSS LDAP authentication method.

For Whom

End User.

Notes

None

Remedy

N/A

0xe300020f

Message

The user's principal name contains multiple mech properties.

Explanation

The user provided mechdata to the LDAP method that contains two or more mech properties.

Generated By

TDGSS LDAP authentication method.

For Whom

End User.

Notes

None

Remedy

N/A

0xe3000210

Message

The user's principal name contains multiple user properties.

Explanation

The user provided mechdata to the LDAP method that contains two or more user properties.

Generated By

TDGSS LDAP authentication method.

For Whom

End User.

Notes

None

Remedy

N/A

0xe3000211

Message

The user's principal name contains multiple profile properties.

Explanation

The user provided mechdata to the LDAP method that contains two or more profile properties.

Generated By

TDGSS LDAP authentication method.

For Whom

End User.

Notes

None

Remedy

N/A

0xe3000212

Message

The user's principal name contains an unknown property.

Explanation

The user provided mechdata to the LDAP method that contains an unrecognized property. Possibly spaces were inserted between the property name and the '=', or a property name was misspelled.

Generated By

TDGSS LDAP authentication method.

For Whom

End User.

Notes

None

Remedy

N/A

0xe3000213

Message

The user's principal name does not contain an authcid.

Explanation

The user provided mechdata to the LDAP method that does not contain an authcid property.

Generated By

TDGSS LDAP authentication method.

For Whom

End User.

Notes

None

Remedy

N/A

0xe3000214

Message

The user's principal name does not contain a password

Explanation

The user provided mechdata to the LDAP method that does not contain a password property.

Generated By

TDGSS LDAP authentication method.

For Whom

End User.

Notes

None

Remedy

N/A

0xe3000215

Message

An LDAP failure has occurred.

Explanation

The LDAP server has rejected a bind attempt. The most likely cause of this error is a bad authcid or password in the user's principal name (mechdata). Other environmental errors can cause this to occur as well.

Generated By

TDGSS LDAP authentication method.

For Whom

End User.

Notes

None

Remedy

If the authcid and password are believed to be good, see the system administrator, directory administrator or DBA for further help in diagnosing the cause of the failure.

0xe3000216

Message

The user's identity in the directory is not knowable.

Explanation

This error occurs only when Active Directory is the directory server and the LdapBaseFQDN TDGSS property is defined incorrectly.

Generated By

TDGSS LDAP authentication method.

For Whom

Data Base Administrator.

Notes

None

Remedy

Make sure the LdapBaseFQDN names an object in the directory that is a parent object of all users that will authenticate using the LDAP method.

0xe3000217

Message

The user's GUID could not be read from the directory.

Explanation

A low level directory error has occurred preventing the user's GUID from being obtained.

Generated By

TDGSS LDAP authentication method.

For Whom

End User.

Notes

None

Remedy

N/A

0xe3000218

Message

The user's GUID could not be transformed into an AuditTrailId.

Explanation

The Teradata Directory Service module could not create an AuditTrailId from the user object's GUID.

Generated By

TDGSS LDAP authentication method.

For Whom

End User.

Notes

None

Remedy

N/A

0xe3000219

Message

A profile property must be included in the user's principal name (mechdata).

Explanation

The user is allowed to use multiple profiles on the Teradata server but has failed to identify which profile to associate with the session.

Generated By

TDGSS LDAP authentication method.

For Whom

End User.

Notes

None

Remedy

Add a "profile=<profname>" property to the user's principal name (mechdata) and try the logon attempt again.

0xe300021a

Message

A user property must be included in the user's principal name (mechdata).

Explanation

The user is allowed to assume the identity of multiple Teradata users but has failed to identify the desired user.

Generated By

TDGSS LDAP authentication method.

For Whom

End User.

Notes

None

Remedy

Add a "user=<tdatuser>" property to the user's principal name(mechdata) and try the logon attempt again.

0xe300021b

Message

The user is not authorized to use the requested profile.

Explanation

The user has requested the use of profile in the user's principalname (mechdata) and the user is not authorized to use that profile. A mistyped profile name can cause this error to occur.

Generated By

TDGSS LDAP authentication method.

For Whom

End User.

Notes

None

Remedy

Correct the profile name in the user's principal name (mechdata) and try the logon again.

0xe300021c

Message

The user is not authorized to assume the specified Teradata user's identity.

Explanation

The directory user desires to assume the identity of a particular Teradata user but the directory user is not authorized to assume the requested Teradata user's identity. A misspelled user name in the user's principalname (mechdata) would generate this error.

Generated By

TDGSS LDAP authentication method.

For Whom

End User.

Notes

None

Remedy

Correct the user name in the user's principal name (mechdata) and try the logon again.

0xe300021d

Message

The user properties buffer is too small.

Explanation

The computed size of the server's user properties buffer is too small to hold the actual properties. Memory is still intact, but the session that received this error will not be logged on. This error indicates a bug that needs to be corrected.

Generated By

TDGSS LDAP authentication method.

For Whom

System Analyst.

Notes

This error is indicative of a software bug.

Remedy

Contact the Teradata Support Center for further assistance.

0xe300021e

Message

The security context is NULL.

Explanation

The security context pointer passed to `tdgss_wrap` and `tdgss_unwrap` functions was NULL.

Generated By

TDGSS LDAP authentication method.

For Whom

End User.

Notes

None

Remedy

Contact the Teradata Support Center for further assistance.

0xe300021f

Message

The directory user is not authorized to access the database.

Explanation

The directory user has no mappings to any Teradata object in the system to which a session is being established.

Generated By

TDGSS LDAP authentication method.

For Whom

End User.

Notes

None

Remedy

Correct the system name (TDPID) if not correct. Otherwise, have the DBA or security administrator for the system in question create a mapping between some Teradata object and your directory user.

0xe3000220

Message

The LdapClientDeref property contains an illegal value.

Explanation

The LdapClientDeref contains a value other than a zero length string, or one of the values "never", "always", "searching" or "finding".

Generated By

TDGSS LDAP authentication method.

For Whom

Teradata Database Administrator.

Notes

None

Remedy

Correct the LdapClientDeref property in the TDGSS user configuration.

0xe3000221

Message

The LdapClientReferrals property contains an illegal value.

Explanation

The LdapClientReferrals contains a value other than a zero length string, or one of the values "on", "off", "external" or "subordinate".

Generated By

TDGSS LDAP authentication method.

For Whom

Teradata Database Administrator.

Notes

None

Remedy

Correct the LdapClientReferrals property in the TDGSS user configuration.

0xe3000222

Message

The LdapClientTlsReqCert property contains an illegal value.

Explanation

The LdapClientTlsReqCert contains a value other than a zero length string, or one of the values "never", "allow", "try", "demand".

Generated By

TDGSS LDAP authentication method.

For Whom

Teradata Database Administrator.

Notes

None

Remedy

Correct the LdapClientTlsReqCert property in the TDGSS user configuration.

0xe3000223

Message

The LdapClientTlsCRLCheck property contains an illegal value.

Explanation

The LdapClientTlsCRLCheck contains a value other than a zero length string, or one of the values "none", "peer", "all".

Generated By

TDGSS LDAP authentication method.

For Whom

Teradata Database Administrator.

Notes

None

Remedy

Correct the LdapClientTlsCRLCheck property in the TDGSS user configuration.

0xe3000224

Message

An IdentitySearch-based canonicalization failed.

Explanation

An IdentitySearch element was selected to convert the user's authcid to a DN, but the resulting search yielded zero (user not found) or more than one object (user not unique).

Generated By

TDGSS LDAP authentication method.

For Whom

Teradata Database Administrator or Directory Administrator.

Notes

None

Remedy

Correct the IdentityMap to yield a better search for the given user. Alternatively, add the user to the directory or remove duplicate objects that correspond to the user from the directory.

0xe3000225

Message

The security context was used before it was ready.

Explanation

This error code will be returned if a TDGSS operation requiring a context is attempted before the context has been fully prepared.

Generated By

TDGSS LDAP authentication method.

For Whom

Teradata Database Administrator or Directory Administrator.

Notes

None

Remedy

Contact the Global Support Center.

0xe3000226

Message

Token different from expected one.

Explanation

This error is returned if the message/token passed to TD2_get_mic and TD2_wrap is NULL.

Generated By

TDGSS LDAP authentication method.

For Whom

System Support Representative.

Notes

If the input message for which MIC needs to be generated is NULL, then this error message is returned. The associated stack trace will help the Global Support Center determine the exact cause of the failure.

Remedy

Contact the Global Support Center.

0xe3000227

Message

The input is NULL or invalid

Explanation

This error code will be returned if an input parameter is NULL or has an invalid value

Generated By

TDGSS LDAP authentication method.

For Whom

System Support Representative.

Notes

Error occurred.

Remedy

Contact the Global Support Center.

0xe3000228

Message

Memory could not be accessed.

Explanation

This error will be returned to the application if output parameter could not be accessed.

Generated By

TDGSS LDAP authentication method.

For Whom

End User.

Notes

Error occurred.

Remedy

Contact the Global Support Center.

0xe300022b

Message

Invalid number of QOPs (Quality of Protection) are returned.

Explanation

The number of QOPs (Quality of Protection) returned by TDGSS/TeraGSS is incorrect.

Generated By

TDGSS LDAP authentication method.

For Whom

End User.

Notes

None

Remedy

N/A

0xe300022c

Message

Legacy QOP (Quality of Protection) is disabled.

Explanation

The client used is Pre 14.0 and the legacy QOP (Quality of Protection) is disabled in TDGSS configuration file.

Generated By

TDGSS LDAP authentication method.

For Whom

System Support Representative.

Notes

Error occurred.

Remedy

Contact the Global Support Center.

0xe300022d

Message

A sequence error was detected in the context token exchange.

Explanation

A sequence error was detected in the tokens being passed between `ldapv3_init_sec_context` on the client and `ldapv3_accept_sec_context` on the server.

Generated By

TDGSS LDAP authentication method.

For Whom

System Support Representative.

Notes

Error occurred.

Remedy

Contact the Global Support Center.

0xe300022e

Message

An argument was not valid.

Explanation

An argument passed was not proper. For example, length and buffer are not matching. Currently this error code is only used by TeraGSSJava.

Generated By

TDGSS LDAP authentication method.

For Whom

System Support Representative.

Notes

Error occurred.

Remedy

Contact the Global Support Center.

0xe300022f

Message

Invalid request is made after context is established.

Explanation

After the security context is established, invalid request is made to change the security parameters. Currently this error code is only used by TeraGSSJava.

Generated By

TDGSS LDAP authentication method.

For Whom

System Support Representative.

Notes

Error occurred.

Remedy

Contact the Global Support Center.

0xe3000230

Message

Invalid name encoding.

Explanation

The encoding of name buffer is invalid. Currently this error code is only used by TeraGSSJava.

Generated By

TDGSS LDAP authentication method.

For Whom

System Support Representative.

Notes

Error occurred.

Remedy

Contact the Global Support Center.

0xe3000231

Message

There are no valid service passwords in the password file.

Explanation

The LDAP server has rejected a bind attempt. The mostlikely cause of this error is a bad service password file or no permission to access the service password file or no valid password in the service password file.

Generated By

TDGSS LDAP authentication method.

For Whom

End User.

Notes

None

Remedy

If there is a valid password in the service password file, see the system administrator, directory administrator or DBA for further help in diagnosing the cause of the failure.

0xe3000232

Message

Error in the acquired cache entry.

Explanation

A non-memory management error was encountered during the construction of the cache entry.

Generated By

TDGSS LDAP authentication method.

For Whom

End User.

Notes

This status code will be emitted if a non-memory management error occurred during construction of the acquired cache entry. The issue was likely encountered while harvesting data from the configuration file.

Remedy

Verify that any modifications to the user configuration file are correct. If the problem persists, contact the Global Support Center.

0xe3000233

Message

No matching canonicalizations available.

Explanation

The entire authcid was unable to be consumed by any present IdentitySearch or IdentityMap elements specified in configuration; no matching canonicalizations were found.

Generated By

TDGSS LDAP authentication method.

For Whom

Teradata Database Administrator or Directory Administrator.

Notes

None

Remedy

Verify that the canonicalization is correctly configured. If the problem persists, contact the Global Support Center.

0xe3000234

Message

DIGEST-MD5 authentication not supported on this version.

Explanation

On SLES 12.3 and above versions, the DIGEST-MD5 authentication mechanism is not supported due to security concerns.

Generated By

TDGSS LDAP authentication method.

For Whom

Teradata Database Administrator or Directory Administrator.

Notes

None

Remedy

Convert your LDAP configuration to use simple authentication with TLS.

0xe3000259

Message

Error while passing an invalid handle.

Explanation

An error occurred when user passes an invalid credential handle or context handle to cause a mechanism API unable to read or write. Most of time, it fails on calling macro `VALIDATE_HANDLE()`.

Generated By

TDGSS SSPI authentication method.

For Whom

End user.

Notes

None

Remedy

N/A

0xe300025a

Message

Error while checking an input or output token.

Explanation

An error occurred when either of the following cases happens: -- A NULL pointer to a buffer of `tdgss_buffer_t`. -- The value of the `tdgss` buffer points to NULL. -- The `tdgss` buffer length is zero. -- Or a token length is incorrect.

Generated By

TDGSS SSPI authentication method.

For Whom

End user.

Notes

None

Remedy

N/A

0xe300025b

Message

Error while getting a third party credential.

Explanation

An error occurred when any of the following cases happens: --More than one person are attempting to logon to the system. --Malloc failed. --Parsing of logdata failed.

Generated By

TDGSS SSPI authentication method.

For Whom

System Support Representative.

Notes

None

Remedy

Contact the Teradata Support Center for further assistance.

0xe300025c

Message

Error while an input token buffer is pointed to NULL.

Explanation

Error while an input token buffer is pointed to NULL.

Generated By

TDGSS SSPI authentication method.

For Whom

End user.

Notes

None

Remedy

N/A

0xe300025d

Message

Error while extracting a target name in SSPI_init_sec_context().

Explanation

An error occurred while one of the following errors happens: -- The input target name doesn't contain the name type specified. -- No name found with the name type specified. -- Failed to allocate memory.

Generated By

TDGSS SSPI authentication method.

For Whom

End User.

Notes

None

Remedy

Contact the Teradata Support Center for further assistance.

0xe300025e

Message

Error while trying to get an internal credential.

Explanation

An error occurred when a NULL credential is passed to SSPI_init(accept)_sec_context() and the function tries to create an internal credential to pass to InitializeSecurityContext() or AcceptSecurityContext().

Generated By

TDGSS SSPI authentication method.

For Whom

End User.

Notes

None

Remedy

Contact the Teradata Support Center for further assistance.

0xe300025f

Message

Error while checking an input parameter.

Explanation

An error occurred when an input parameter passed as a NULL to cause an unaccessible read or write.

Generated By

TDGSS SSPI authentication method.

For Whom

End user.

Notes

None

Remedy

N/A

0xe3000260

Message

Error while checking a domain name.

Explanation

An error occurred when checking the domain name returned by `QueryContextAttributes()` with an attribute `SECPKG_ATTR_NAMES`.

Generated By

TDGSS SSPI authentication method.

For Whom

System Support Representative.

Notes

None

Remedy

Contact the Global Support Center.

0xe3000261

Message

Error while checking a user name.

Explanation

An error occurred when checking the user name returned by `QueryContextAttributes()` with an attribute `SECPKG_ATTR_NAMES`.

Generated By

TDGSS SSPI authentication method.

For Whom

System Support Representative.

Notes

None

Remedy

Contact the Global Support Center.

0xe3000262

Message

Error while getting a full user name with domain information.

Explanation

An error occurred when getting the full user name returned by `QueryContextAttributes()` with an attribute `SECPKG_ATTR_NAMES`.

Generated By

TDGSS SSPI authentication method.

For Whom

System Support Representative.

Notes

None

Remedy

Contact the Global Support Center.

0xe3000263

Message

Error while checking the status type.

Explanation

An error occurred when GSS_C_MECH_CODE is not passed as an input to the status type in SSPI_display_status().

Generated By

TDGSS SSPI authentication method.

For Whom

End user.

Notes

None

Remedy

N/A

0xe3000264

Message

Error while failing to allocate memory.

Explanation

An error occurred when GSSP_MALLOC() or malloc call is failed.

Generated By

TDGSS SSPI authentication method.

For Whom

System Support Representative.

Notes

None

Remedy

Contact the Global Support Center.

0xe3000265

Message

Error while an API is not fully implemented.

Explanation

An error occurred when a mechanism API has not been implemented.

Generated By

TDGSS SSPI authentication method.

For Whom

End User.

Notes

None

Remedy

Contact the Teradata Support Center for further assistance.

0xe3000266

Message

Error while inquiring credential.

Explanation

An error occurred when a NULL credential passed to SSPI_inquire_cred().

Generated By

TDGSS SSPI authentication method.

For Whom

End user.

Notes

None

Remedy

N/A

0xe3000267

Message

Error while inquiring the security context.

Explanation

An error occurred when a NULL security context passed to SSPI_inquire_context().

Generated By

TDGSS SSPI authentication method.

For Whom

End user.

Notes

None

Remedy

N/A

0xe3000268

Message

Error while deleting security context.

Explanation

An error occurred when a NULL security context passed to SSPI_delete_sec_context().

Generated By

TDGSS SSPI authentication method.

For Whom

End user.

Notes

None

Remedy

N/A

0xe3000269

Message

Error while acquiring the security context time.

Explanation

An error occurred when a NULL security context passed to SSPI_context_time().

Generated By

TDGSS SSPI authentication method.

For Whom

End user.

Notes

None

Remedy

N/A

0xe300026a

Message

Error while acquiring the wrap size limit.

Explanation

An error occurred when a NULL security context passed to SSPI_wrap_size_limit().

Generated By

TDGSS SSPI authentication method.

For Whom

End user.

Notes

None

Remedy

N/A

0xe300026b

Message

Error while tring to do wrap.

Explanation

An error occurred when a NULL security contextpassed to SSPI_wrap().

Generated By

TDGSS SSPI authentication method.

For Whom

End user.

Notes

None

Remedy

N/A

0xe300026c

Message

Error while tring to do unwrap.

Explanation

An error occurred when a NULL security contextpassed to SSPI_unwrap().

Generated By

TDGSS SSPI authentication method.

For Whom

End user.

Notes

None

Remedy

N/A

0xe300026d

Message

Error while trying to do get mic.

Explanation

An error occurred when a NULL security context was passed to SSPI_get_mic() or SSPI_INT_TD2STYLE_GetMic().

Generated By

TDGSS SSPI authentication method.

For Whom

End user.

Notes

None

Remedy

N/A

0xe300026e

Message

Error while trying to do verify mic.

Explanation

An error occurred when a NULL security context was passed to SSPI_verify_mic().

Generated By

TDGSS SSPI authentication method.

For Whom

End user.

Notes

None

Remedy

N/A

0xe300026f

Message

Error while inquiring properties for user.

Explanation

An error occurred when a NULL security context passed to SSPI_inquire_properties_for_user().

Generated By

TDGSS SSPI authentication method.

For Whom

End user.

Notes

None

Remedy

N/A

0xe3000270

Message

Error while converting an expiry time to a relative time.

Explanation

An error occurred when a expiry time is equal to or less than the current time. So we can't get the valid remaining time, relative time.

Generated By

TDGSS SSPI authentication method.

For Whom

End user.

Notes

None

Remedy

N/A

0xe3000271

Message

Error while generating the secret key.

Explanation

An error occurred when the secret key is generated by calling AlgPRNG_Generate function.

Generated By

TDGSS SSPI authentication method.

For Whom

End user.

Notes

None

Remedy

N/A

0xe3000272

Message

Error while generating the ALG context.

Explanation

An error occurred when the ALG context is generated by calling AlgINIT_AllocateContext or AlgCIPHER_InitializeContext function.

Generated By

TDGSS SSPI authentication method.

For Whom

End user.

Notes

None

Remedy

N/A

0xe3000273

Message

Error while getting the ALG QOP from the mech OID.

Explanation

An error occurred when the ALG QOP is retrieved by calling gssp_mechqop_to_algqop function.

Generated By

TDGSS SSPI authentication method.

For Whom

End user.

Notes

None

Remedy

N/A

0xe3000274

Message

Error while encrypting the secret key.

Explanation

An error occurred when the secret key is encrypted by calling SSPI_wrap function.

Generated By

TDGSS SSPI authentication method.

For Whom

End user.

Notes

None

Remedy

N/A

0xe3000275

Message

Message header/trailer is not proper.

Explanation

This error code will be returned if message header/trailer has been altered.

Generated By

TDGSS SSPI authentication method.

For Whom

System Support Representative.

Notes

Decryption and integrity check cannot be performed if this error occurs. The associated stack trace will help the Global Support Center determine the exact cause of the failure.

Remedy

Contact the Global Support Center.

0xe3000277

Message

Failed retrieving authorization information for user.

Explanation

An error occurred when the server was retrieving the authorization information for the authenticated user.

Generated By

TDGSS SSPI authentication method.

For Whom

End User.

Notes

None

Remedy

Contact the Global Support Center.

0xe3000278

Message

Error while encrypting the log data.

Explanation

An error occurred when the logdata is encrypted by calling SSPI_wrap function.

Generated By

TDGSS SSPI authentication method.

For Whom

End user.

Notes

None

Remedy

N/A

0xe3000279

Message

Error while decrypting the log data.

Explanation

An error occurred when the logdata is decrypted by calling SSPI_unwrap function.

Generated By

TDGSS SSPI authentication method.

For Whom

End user.

Notes

None

Remedy

N/A

0xe300027a

Message

Server doesn't have logdata capabilities.

Explanation

An error occurred when checking capabilities of server.

Generated By

TDGSS SSPI authentication method.

For Whom

End user.

Notes

None

Remedy

N/A

0xe300027c

Message

Syntax error in the user's principal name (mechdata).

Explanation

The user provided mechdata is inappropriately formatted.

Generated By

TDGSS SSPI authentication method.

For Whom

End User.

Notes

None

Remedy

N/A

0xe300027d

Message

The user's principal name contains multiple authcid properties.

Explanation

The user provided mechdata contains two or more authcid properties.

Generated By

TDGSS SSPI authentication method.

For Whom

End User.

Notes

None

Remedy

N/A

0xe300027e

Message

The user's principal name contains multiple password properties.

Explanation

The user provided mechdata contains two or more password properties.

Generated By

TDGSS SSPI authentication method.

For Whom

End User.

Notes

None

Remedy

N/A

0xe300027f

Message

The user's principal name contains multiple realm properties.

Explanation

The user provided mechdata contains two or more realm properties.

Generated By

TDGSS SSPI authentication method.

For Whom

End User.

Notes

None

Remedy

N/A

0xe3000280

Message

The user's principal name contains multiple authzid properties.

Explanation

The user provided mechdata contains two or more authzid properties.

Generated By

TDGSS SSPI authentication method.

For Whom

End User.

Notes

None

Remedy

N/A

0xe3000281

Message

The user's principal name contains multiple mech properties.

Explanation

The user provided mechdata contains two or more mech properties.

Generated By

TDGSS SSPI authentication method.

For Whom

End User.

Notes

None

Remedy

N/A

0xe3000282

Message

The user's principal name contains multiple user properties.

Explanation

The user provided mechdata contains two or more user properties.

Generated By

TDGSS SSPI authentication method.

For Whom

End User.

Notes

None

Remedy

N/A

0xe3000283

Message

The user's principal name contains multiple profile properties.

Explanation

The user provided mechdata to GSS method that contains two or more profile properties.

Generated By

TDGSS SSPI authentication method.

For Whom

End User.

Notes

None

Remedy

N/A

0xe3000284

Message

The user's principal name contains an unknown property.

Explanation

The user provided mechdata to the GSS method that contains an unrecognized property. Possibly spaces were inserted between the property name and the '=', or a property name was misspelled.

Generated By

TDGSS SSPI authentication method.

For Whom

End User.

Notes

None

Remedy

N/A

0xe3000285

Message

The user's GUID could not be read from the directory.

Explanation

A low level directory error has occurred preventing the user's GUID from being obtained.

Generated By

TDGSS SSPI authentication method.

For Whom

End User.

Notes

None

Remedy

N/A

0xe3000286

Message

The user's GUID could not be transformed into an AuditTrailId.

Explanation

The Teradata Directory Service module could not create an AuditTrailId from the user object's GUID.

Generated By

TDGSS SSPI authentication method.

For Whom

End User.

Notes

None

Remedy

N/A

0xe3000287

Message

A profile property must be included in the user's principal name (mechdata).

Explanation

The user is allowed to use multiple profiles on the Teradata server but has failed to identify which profile to associate with the session.

Generated By

TDGSS SSPI authentication method.

For Whom

End User.

Notes

None

Remedy

Add a "profile=<profname>" property to the user's principal name (mechdata) and try the logon attempt again.

0xe3000288

Message

A user property must be included in the user's principal name (mechdata).

Explanation

The user is allowed to assume the identity of multiple Teradata users but has failed to identify the desired user.

Generated By

TDGSS SSPI authentication method.

For Whom

End User.

Notes

None

Remedy

Add a "user=<tdatuser>" property to the user's principal name(mechdata) and try the logon attempt again.

0xe3000289

Message

The user is not authorized to use the requested profile.

Explanation

The user has requested the use of profile in the user's principalname (mechdata) and the user is not authorized to use that profile. A mistyped profile name can cause this error to occur.

Generated By

TDGSS SSPI authentication method.

For Whom

End User.

Notes

None

Remedy

Correct the profile name in the user's principal name (mechdata) and try the logon again.

0xe300028a

Message

The user is not authorized to assume the specified Teradata user's identity.

Explanation

The directory user desires to assume the identity of a particular Teradata user but the directory user is not authorized to assume the requested Teradata user's identity. A misspelled user name in the user's principalname (mechdata) would generate this error.

Generated By

TDGSS SSPI authentication method.

For Whom

End User.

Notes

None

Remedy

Correct the user name in the user's principal name (mechdata) and try the logon again.

0xe300028b

Message

The directory user is not authorized to access the database.

Explanation

The directory user has no mappings to any Teradata object in the system to which a session is being established.

Generated By

TDGSS SSPI authentication method.

For Whom

End User.

Notes

None

Remedy

Correct the system name (TDPID) if not correct. Otherwise, have the DBA or security administrator for the system in question create a mapping between some Teradata object and your directory user.

0xe300028c

Message

The user properties buffer is too small.

Explanation

The computed size of the server's user properties buffer is too small to hold the actual properties. Memory is still intact, but the session that received this error will not be logged on. This error indicates a bug that needs to be corrected.

Generated By

TDGSS SSPI authentication method.

For Whom

System Analyst.

Notes

This error is indicative of a software bug.

Remedy

Contact the Teradata Support Center for further assistance.

0xe300028d

Message

Memory for output parameter could not be accessed.

Explanation

This error will be returned to the application if output parameter could not be accessed.

Generated By

TDGSS SSPI authentication method.

For Whom

End User.

Notes

Error occurred.

Remedy

Contact the Global Support Center.

0xe300028e

Message

Memory for input parameter could not be accessed.

Explanation

This error will be returned to the application if input parameter could not be accessed.

Generated By

TDGSS SSPI authentication method.

For Whom

End User.

Notes

Error occurred.

Remedy

Contact the Global Support Center.

0xe3000290

Message

TDGSS config file: System FQDN is missing.

Explanation

SystemFQDN is not provided, when authorization supported is set to yes.

Generated By

TDGSS SSPI authentication method.

For Whom

End User.

Notes

None

Remedy

N/A

0xe30002bd

Message

Failure in GSSP2GSS mechanism operation.

Explanation

The gssp2gss library operation failed.

Generated By

TDGSS GSSP2GSS authentication method.

For Whom

End User.

Notes

None

Remedy

Contact the Global Support Center.

0xe30002bf

Message

Error while passing an invalid handle.

Explanation

An error occurred when user passes an invalid credential handle or context handle to cause a mechanism API unable to read or write. Most of time, it fails on calling macro `VALIDATE_HANDLE()`.

Generated By

TDGSS GSSP2GSS authentication method.

For Whom

End User.

Notes

None

Remedy

Contact the Global Support Center.

0xe30002c0

Message

Error while checking an input or output token.

Explanation

When any of the following is true: -- A pointer to a `tdgss_buffer_t` buffer is NULL. -- The value of the `tdgss` buffer points to NULL. -- The `tdgss` buffer length is zero or the length is incorrect.

Generated By

TDGSS GSSP2GSS authentication method.

For Whom

End User.

Notes

None

Remedy

Contact the Global Support Center.

0xe30002c1

Message

Error while checking a buffer.

Explanation

When any of the following is true: -- A pointer to a `tdgss_buffer_t` buffer is not NULL. -- The value of the `tdgss` buffer points to NULL.

Generated By

TDGSS GSSP2GSS authentication method.

For Whom

End User.

Notes

None

Remedy

Contact the Global Support Center.

0xe30002c2

Message

Error while checking an input parameter.

Explanation

An error occurred when an input parameter passed as a NULL to cause an unaccessible read or write.

Generated By

TDGSS GSSP2GSS authentication method.

For Whom

End User.

Notes

None

Remedy

Contact the Global Support Center.

0xe30002c3

Message

Error while checking a buffer pointer.

Explanation

An error occurred when an input buffer is pointed to NULL.

Generated By

TDGSS GSSP2GSS authentication method.

For Whom

End User.

Notes

None

Remedy

Contact the Global Support Center.

0xe30002c4

Message

Error while GSSP2GSS context passed as NULL.

Explanation

This error is returned if the handle to the security context is NULL.

Generated By

TDGSS GSSP2GSS authentication method.

For Whom

System Support Representative.

Notes

None

Remedy

Contact the Global Support Center.

0xe30002c5

Message

Error while memory could not be accessed.

Explanation

This error will be returned to the application if tdgss_buffer_desc is not allocated.

Generated By

TDGSS GSSP2GSS authentication method.

For Whom

System Support Representative.

Notes

If the data structure is not allocated by the caller, then this error is returned.

Remedy

Contact the Global Support Center.

0xe30002c6

Message

Error while checking the status type.

Explanation

An error occurred when GSS_C_MECH_CODE is not passed as an input to the status type in GSSP2GSS_display_status().

Generated By

TDGSS GSSP2GSS authentication method.

For Whom

End User.

Notes

None

Remedy

Contact the Global Support Center.

0xe30002c7

Message

Error while failing to allocate memory.

Explanation

An error occurred when GSSP_CALLOC() call is failed.

Generated By

TDGSS GSSP2GSS authentication method.

For Whom

System Support Representative.

Notes

None

Remedy

Contact the Global Support Center.

0xe30002c8

Message

Error while failing to allocate memory.

Explanation

An error occurred when GSSP_MALLOC() call is failed.

Generated By

TDGSS GSSP2GSS authentication method.

For Whom

System Support Representative.

Notes

None

Remedy

Contact the Global Support Center.

0xe30002c9

Message

Error while an API is not fully implemented.

Explanation

An error occurred when a mechanism API has not been implemented.

Generated By

TDGSS GSSP2GSS authentication method.

For Whom

End User.

Notes

None

Remedy

Contact the Teradata Support Center for further assistance.

0xe30002ca

Message

Error while inquiring credential.

Explanation

An error occurred when a NULL credential passed to GSSP2GSS_inquire_cred().

Generated By

TDGSS GSSP2GSS authentication method.

For Whom

End User.

Notes

None

Remedy

Contact the Global Support Center.

0xe30002cb

Message

Error while inquiring the security context.

Explanation

An error occurred when a NULL security context passed to GSSP2GSS_inquire_context().

Generated By

TDGSS GSSP2GSS authentication method.

For Whom

End User.

Notes

None

Remedy

Contact the Global Support Center.

0xe30002cc

Message

Error while deleting security context.

Explanation

An error occurred when a NULL security context passed to GSSP2GSS_delete_sec_context().

Generated By

TDGSS GSSP2GSS authentication method.

For Whom

End User.

Notes

None

Remedy

Contact the Global Support Center.

0xe30002cd

Message

Error while acquiring the security context time.

Explanation

An error occurred when a NULL security context passed to GSSP2GSS_context_time().

Generated By

TDGSS GSSP2GSS authentication method.

For Whom

End User.

Notes

None

Remedy

Contact the Global Support Center.

0xe30002ce

Message

Error while acquiring the wrap size limit.

Explanation

An error occurred when a NULL security context passed to GSSP2GSS_wrap_size_limit().

Generated By

TDGSS GSSP2GSS authentication method.

For Whom

End User.

Notes

None

Remedy

Contact the Global Support Center.

0xe30002cf

Message

Error while trying to do wrap.

Explanation

An error occurred when a NULL security context passed to GSSP2GSS_wrap().

Generated By

TDGSS GSSP2GSS authentication method.

For Whom

End User.

Notes

None

Remedy

Contact the Global Support Center.

0xe30002d0

Message

Error while tring to do unwrap.

Explanation

An error occurred when a NULL security contextpassed to GSSP2GSS_unwrap().

Generated By

TDGSS GSSP2GSS authentication method.

For Whom

End User.

Notes

None

Remedy

Contact the Global Support Center.

0xe30002d1

Message

Error while tring to do get mic.

Explanation

An error occurred when a NULL security contextpassed to GSSP2GSS_get_mic() or GSSP2GSS_INT_TD2STYLE_GetMic().

Generated By

TDGSS GSSP2GSS authentication method.

For Whom

End User.

Notes

None

Remedy

Contact the Global Support Center.

0xe30002d2

Message

Error while trying to do verify mic.

Explanation

An error occurred when a NULL security context passed to GSSP2GSS_verify_mic().

Generated By

TDGSS GSSP2GSS authentication method.

For Whom

End User.

Notes

None

Remedy

Contact the Global Support Center.

0xe30002d3

Message

Error while inquiring properties for user.

Explanation

An error occurred when a NULL security context passed to GSSP2GSS_inquire_properties_for_user().

Generated By

TDGSS GSSP2GSS authentication method.

For Whom

End User.

Notes

None

Remedy

Contact the Global Support Center.

0xe30002d4

Message

Error while converting an expiry time to a relative time.

Explanation

An error occurred when a expiry time is equal to or less than the current time. So we can't get the valid remaining time, relative time.

Generated By

TDGSS GSSP2GSS authentication method.

For Whom

End User.

Notes

None

Remedy

Contact the Global Support Center.

0xe30002d5

Message

Error while generating the secret key.

Explanation

An error occurred when the secret key is generated by calling AlgPRNG_Generate function.

Generated By

TDGSS GSSP2GSS authentication method.

For Whom

End User.

Notes

None

Remedy

Contact the Global Support Center.

0xe30002d6

Message

Error while generating the ALG context.

Explanation

An error occurred when the ALG context is generated by calling AlgINIT_AllocateContext or AlgCIPHER_InitializeContext function.

Generated By

TDGSS GSSP2GSS authentication method.

For Whom

End User.

Notes

None

Remedy

Contact the Global Support Center.

0xe30002d7

Message

Error while getting the ALG QOP from the mech OID.

Explanation

An error occurred when the ALG QOP is retrieved by calling gssp_mechqop_to_algqop function.

Generated By

TDGSS GSSP2GSS authentication method.

For Whom

End User.

Notes

None

Remedy

Contact the Global Support Center.

0xe30002d8

Message

Error while encrypting the secret key.

Explanation

An error occurred when the secret key is encrypted by calling GSSP2GSS_wrap function.

Generated By

TDGSS GSSP2GSS authentication method.

For Whom

End User.

Notes

None

Remedy

Contact the Global Support Center.

0xe30002d9

Message

Error while decrypting the secret key.

Explanation

An error occurred when the secret key is decrypted by calling GSSP2GSS_unwrap function.

Generated By

TDGSS GSSP2GSS authentication method.

For Whom

End User.

Notes

None

Remedy

Contact the Global Support Center.

0xe30002da

Message

Message header/trailer is not proper.

Explanation

This error code will be returned if message header/trailer has been altered.

Generated By

TDGSS GSSP2GSS authentication method.

For Whom

System Support Representative.

Notes

Decryption and integrity check cannot be performed if this error occurs.

Remedy

Contact the Global Support Center.

0xe30002db

Message

Failed to send confirmation message to a client.

Explanation

An error occurred when the server tries to send confirmation message to the client.

Generated By

TDGSS GSSP2GSS authentication method.

For Whom

End User.

Notes

None

Remedy

Contact the Global Support Center.

0xe30002dc

Message

Failed to the client whose version is prior to 12.0.

Explanation

An error occurred when a 6.x or earlier version client tries to talk to a 12.0 GSS server.

Generated By

TDGSS GSSP2GSS authentication method.

For Whom

End user.

Notes

GSSPGSS only supports 12.0 or later versions.

Remedy

Contact the Global Support Center.

0xe30002dd

Message

tdgss_inquire_properties_for_user failed for the KRB5 mechanism.

Explanation

tdgss_inquire_properties_for_user failed for the KRB5 (gssp2gss) mechanism. It can fail for one of three reasons: - No security context passed in - Not able to obtain GSS source name - Not able to convert GSS source name to printable format

Generated By

TDGSS GSSP2GSS authentication method.

For Whom

End user.

Notes

GSSPGSS only supports 12.0 or later versions.

Remedy

Contact the Global Support Center.

0xe30002de

Message

tdgss_inquire_properties_for_user requires a property buffer.

Explanation

tdgss_inquire_properties_for_user was called for the KRB5 (gssp2gss) mechanism without specifying a property buffer.

Generated By

TDGSS GSSP2GSS authentication method.

For Whom

End user.

Notes

GSSPGSS only supports 12.0 or later versions.

Remedy

Contact the Global Support Center.

0xe30002df

Message

Failed retrieving authorization information for user.

Explanation

An error occurred when the server was retrieving the authorization information for the authenticated user.

Generated By

TDGSS GSSP2GSS authentication method.

For Whom

End user.

Notes

GSSPGSS only supports 12.0 or later versions.

Remedy

Contact the Global Support Center.

0xe30002e0

Message

Error while decrypting the Logdata.

Explanation

An error occurred when the Logdata is decrypted by calling GSSP2GSS_unwrap function.

Generated By

TDGSS GSSP2GSS authentication method.

For Whom

End User.

Notes

None

Remedy

Contact the Global Support Center.

0xe30002e1

Message

Syntax error in the user's principal name (mechdata).

Explanation

The user provided mechdata is inappropriately formatted.

Generated By

TDGSS GSSP2GSS authentication method.

For Whom

End User.

Notes

None

Remedy

N/A

0xe30002e2

Message

The user's principal name contains multiple authcid properties.

Explanation

The user provided mechdata contains two or more authcid properties.

Generated By

TDGSS GSSP2GSS authentication method.

For Whom

End User.

Notes

None

Remedy

N/A

0xe30002e3

Message

The user's principal name contains multiple password properties.

Explanation

The user provided mechdata contains two or more password properties.

Generated By

TDGSS GSSP2GSS authentication method.

For Whom

End User.

Notes

None

Remedy

N/A

0xe30002e4

Message

The user's principal name contains multiple realm properties.

Explanation

The user provided mechdata contains two or more realm properties.

Generated By

TDGSS GSSP2GSS authentication method.

For Whom

End User.

Notes

None

Remedy

N/A

0xe30002e5

Message

The user's principal name contains multiple authzid properties.

Explanation

The user provided mechdata contains two or more authzid properties.

Generated By

TDGSS GSSP2GSS authentication method.

For Whom

End User.

Notes

None

Remedy

N/A

0xe30002e6

Message

The user's principal name contains multiple mech properties.

Explanation

The user provided mechdata contains two or more mech properties.

Generated By

TDGSS GSSP2GSS authentication method.

For Whom

End User.

Notes

None

Remedy

N/A

0xe30002e7

Message

The user's principal name contains multiple user properties.

Explanation

The user provided mechdata contains two or more user properties.

Generated By

TDGSS GSSP2GSS authentication method.

For Whom

End User.

Notes

None

Remedy

N/A

0xe30002e8

Message

The user's principal name contains multiple profile properties.

Explanation

The user provided mechdata to GSS method that contains two or more profile properties.

Generated By

TDGSS GSSP2GSS authentication method.

For Whom

End User.

Notes

None

Remedy

N/A

0xe30002e9

Message

The user's principal name contains an unknown property.

Explanation

The user provided mechdata to the GSS method that contains an unrecognized property. Possibly spaces were inserted between the property name and the '=', or a property name was misspelled.

Generated By

TDGSS GSSP2GSS authentication method.

For Whom

End User.

Notes

None

Remedy

N/A

0xe30002ea

Message

The user's GUID could not be read from the directory.

Explanation

A low level directory error has occurred preventing the user's GUID from being obtained.

Generated By

TDGSS GSSP2GSS authentication method.

For Whom

End User.

Notes

None

Remedy

N/A

0xe30002eb

Message

The user's GUID could not be transformed into an AuditTrailId.

Explanation

The Teradata Directory Service module could not create an AuditTrailId from the user object's GUID.

Generated By

TDGSS GSSP2GSS authentication method.

For Whom

End User.

Notes

None

Remedy

N/A

0xe30002ec

Message

A profile property must be included in the user's principal name (mechdata).

Explanation

The user is allowed to use multiple profiles on the Teradata server but has failed to identify which profile to associate with the session.

Generated By

TDGSS GSSP2GSS authentication method.

For Whom

End User.

Notes

None

Remedy

Add a "profile=<profname>" property to the user's principal name (mechdata) and try the logon attempt again.

0xe30002ed

Message

A user property must be included in the user's principal name (mechdata).

Explanation

The user is allowed to assume the identity of multiple Teradata users but has failed to identify the desired user.

Generated By

TDGSS GSSP2GSS authentication method.

For Whom

End User.

Notes

None

Remedy

Add a "user=<tdatuser>" property to the user's principal name(mechdata) and try the logon attempt again.

0xe30002ee

Message

The user is not authorized to use the requested profile.

Explanation

The user has requested the use of profile in the user's principalname (mechdata) and the user is not authorized to use that profile. A mistyped profile name can cause this error to occur.

Generated By

TDGSS GSSP2GSS authentication method.

For Whom

End User.

Notes

None

Remedy

Correct the profile name in the user's principal name (mechdata) and try the logon again.

0xe30002ef

Message

The user is not authorized to assume the specified Teradata user's identity.

Explanation

The directory user desires to assume the identity of a particular Teradata user but the directory user is not authorized to assume the requested Teradata user's identity. A misspelled user name in the user's principalname (mechdata) would generate this error.

Generated By

TDGSS GSSP2GSS authentication method.

For Whom

End User.

Notes

None

Remedy

Correct the user name in the user's principal name (mechdata) and try the logon again.

0xe30002f0

Message

The directory user is not authorized to access the database.

Explanation

The directory user has no mappings to any Teradata object in the system to which a session is being established.

Generated By

TDGSS GSSP2GSS authentication method.

For Whom

End User.

Notes

None

Remedy

Correct the system name (TDPID) if not correct. Otherwise, have the DBA or security administrator for the system in question create a mapping between some Teradata object and your directory user.

0xe30002f1

Message

The user properties buffer is too small.

Explanation

The computed size of the server's user properties buffer is too small to hold the actual properties. Memory is still intact, but the session that received this error will not be logged on. This error indicates a bug that needs to be corrected.

Generated By

TDGSS GSSP2GSS authentication method.

For Whom

System Analyst.

Notes

This error is indicative of a software bug.

Remedy

Contact the Teradata Support Center for further assistance.

0xe30002f2

Message

Invalid credential input name type.

Explanation

The credential input name types supported by GSSP2GSS are as follows: --
GSS_C_NT_TDAT_MECHDATA_ISO8859_1 -- GSS_C_NT_TDAT_MECHDATA_UTF8 --
GSS_C_NT_TDAT_MECHDATA_UTF16 -- GSS_C_NT_TDAT_MECHDATA_UTF32 --
GSS_C_NT_TDAT_MECHDATA_EBCDICAny other credential input name types are invalid.

Generated By

TDGSS GSSP2GSS authentication method.

For Whom

End user.

Notes

GSSP2GSS only supports four credential input name types.

Remedy

Contact the Global Support Center.

0xe30002f3

Message

Invalid SPN input name type.

Explanation

The SPN input name type supported by GSSP2GSS is as follows: --
GSS_C_NT_HOSTBASED_SERVICE Any other SPN input name type is invalid.

Generated By

TDGSS GSSP2GSS authentication method.

For Whom

End user.

Notes

GSSP2GSS only supports one SPN name type currently.

Remedy

Contact the Global Support Center.

0xe30002f4

Message

Non-ASCII character appeared in the input name.

Explanation

Kerberos on UNIX only supports ASCII character string currently. Any non-ASCII character contained in the name is invalid.

Generated By

TDGSS GSSP2GSS authentication method.

For Whom

End user.

Notes

GSSP2GSS doesn't support non-ASCII character because of native gss implementation.

Remedy

Contact the Global Support Center.

0xe30002f5

Message

TDGSS config file: System FQDN is missing.

Explanation

SystemFQDN is not provided, when authorization supported is set to yes.

Generated By

TDGSS GSSP2GSS authentication method.

For Whom

System Analyst.

Notes

None

Remedy

N/A

0xe30002f6

Message

TDGSS config file: Canonicalization is missing.

Explanation

No canonicalization is provided for the mechanism, when authorization supported is set to yes.

Generated By

TDGSS GSSP2GSS authentication method.

For Whom

System Analyst.

Notes

None

Remedy

N/A

0xe30002f7

Message

Error while encrypting the Logdata.

Explanation

An error occurred when the Logdata is encrypted by calling gssp2gss_wrap function.

Generated By

TDGSS GSSP2GSS authentication method.

For Whom

End User.

Notes

None

Remedy

Contact the Global Support Center.

0xe30002f8

Message

Error while getting a third party credential.

Explanation

An error occurred when one of the following cases happen: --More than one person is attempting to logon to the system. --Malloc failed. --Parsing of logdata failed.

Generated By

TDGSS GSSP2GSS authentication method.

For Whom

System Support Representative.

Notes

None

Remedy

Contact the Teradata Support Center for further assistance.

0xe30002f9

Message

Server does not have logdata capabilities.

Explanation

An error occurred when checking capabilities of server.

Generated By

TDGSS GSSP2GSS authentication method.

For Whom

End user.

Notes

None

Remedy

N/A

0xe30002fa

Message

An argument was not valid.

Explanation

An argument passed was not proper. For example, length and buffer are not matching.
Currently this error code is only used by TeraGSSJava.

Generated By

TDGSS GSSP2GSS authentication method.

For Whom

End user.

Notes

None

Remedy

N/A

0xe30002fb

Message

Invalid name encoding.

Explanation

The encoding of name buffer is invalid. Currently this error code is only used by TeraGSSJava.

Generated By

TDGSS GSSP2GSS authentication method.

For Whom

End user.

Notes

None

Remedy

N/A

0xe30002fc

Message

The OID passed is neither SSPI or GSS.

Explanation

The OID passed during context creation is neither SSPI or GSS OID. Currently this error code is only used by TeraGSSJava.

Generated By

TDGSS GSSP2GSS authentication method.

For Whom

End user.

Notes

None

Remedy

N/A

0xe30002fd

Message

Invalid request is made after context is established.

Explanation

After the security context is established, invalid request is made to change the security parameters. Currently this error code is only used by TeraGSSJava.

Generated By

TDGSS GSSP2GSS authentication method.

For Whom

End user.

Notes

None

Remedy

N/A

0xe30002fe

Message

Service requested by API is not supported

Explanation

This error code will be returned if this API is not supported.

Generated By

TDGSS GSSP2GSS authentication method.

For Whom

System Support Representative.

Notes

This status code will be returned to the caller by the TDGSS library if the API is not yet supported. Currently this error code is only used by TeraGSSJava.

Remedy

Contact the Global Support Center.

0xe30002ff

Message

Error in the acquired cache entry.

Explanation

A non-memory management error was encountered during the construction of the cache entry.

Generated By

TDGSS GSSP2GSS authentication method.

For Whom

End User.

Notes

This status code will be emitted if a non-memory management error occurred during construction of the acquired cache entry. The issue was likely encountered while harvesting data from the configuration file.

Remedy

Verify that any modifications to the user configuration file are correct. If the problem persists, contact the Global Support Center.

0xe3000300

Message

The credential is not imported.

Explanation

This error will come when cred handle passed in JWT inquire imported cred function is not imported.

Generated By

TDGSS GSSP2GSS authentication method.

For Whom

System Support Representative.

Notes

This status code will be returned to the caller by the TDGSS library.

Remedy

Contact the Global Support Center.

0xe3000321

Message

Failure in GSSP2SPNEGO mechanism operation.

Explanation

The gssp2nego library operation failed.

Generated By

TDGSS GSSP2SPNEGO negotiation method.

For Whom

End User.

Notes

None

Remedy

Contact the Global Support Center.

0xe3000322

Message

Error while passing an invalid handle.

Explanation

An error occurred when user application passes an invalid context handle to make a mechanism API unable to read or write.

Generated By

TDGSS GSSP2SPNEGO negotiation method.

For Whom

End User.

Notes

None

Remedy

Contact the Global Support Center.

0xe3000323

Message

Error while checking an input or output token.

Explanation

When any of the following is true: -- A pointer to a `tdgss_buffer_t` buffer is not NULL. -- The value of the `tdgss` buffer points to NULL. -- The `tdgss` buffer length is zero or the length is incorrect. -- The token received from peer has invalid data (e.g. bad DER encoding).

Generated By

TDGSS GSSP2SPNEGO negotiation method.

For Whom

End User.

Notes

None

Remedy

Contact the Global Support Center.

0xe3000324

Message

Error while checking a buffer.

Explanation

When any of the following is true: -- A pointer to a `tdgss_buffer_t` buffer is not NULL. -- The value of the `tdgss` buffer points to NULL.

Generated By

TDGSS GSSP2SPNEGO negotiation method.

For Whom

End User.

Notes

None

Remedy

Contact the Global Support Center.

0xe3000325

Message

Error while checking an input parameter.

Explanation

An error occurred when an input parameter has an invalid value (e.g. when an input parameter is passed as a NULL to cause an unaccessible read or write).

Generated By

TDGSS GSSP2SPNEGO negotiation method.

For Whom

End User.

Notes

None

Remedy

Contact the Global Support Center.

0xe3000326

Message

Error while checking a buffer pointer.

Explanation

An error occurred when an input buffer points to NULL.

Generated By

TDGSS GSSP2SPNEGO negotiation method.

For Whom

End User.

Notes

None

Remedy

Contact the Global Support Center.

0xe3000327

Message

Error while GSSP2SPNEGO context passed as NULL.

Explanation

This error is returned if the handle to the security context is NULL.

Generated By

TDGSS GSSP2SPNEGO authentication method.

For Whom

System Support Representative.

Notes

None

Remedy

Contact the Global Support Center.

0xe3000328

Message

Error while memory could not be accessed.

Explanation

This error will be returned to the application if memory is inaccessible (e.g. when `tdgss_buffer_desc` is not allocated).

Generated By

TDGSS GSSP2SPNEGO negotiation method.

For Whom

System Support Representative.

Notes

If invalid memory address is passed in (e.g. If the data structure is not allocated by the caller, then this error is returned).

Remedy

Contact the Global Support Center.

0xe3000329

Message

Error while failing to allocate memory.

Explanation

An error occurred when GSSP_MALLOC() or GSSP_CALLOC call failed.

Generated By

TDGSS GSSP2SPNEGO negotiation method.

For Whom

System Support Representative.

Notes

None

Remedy

Contact the Global Support Center.

0xe300032a

Message

Error while an API is not fully implemented.

Explanation

An error occurred when a mechanism API has not been implemented.

Generated By

TDGSS GSSP2SPNEGO negotiation method.

For Whom

End User.

Notes

None

Remedy

Contact the Teradata Support Center for further assistance.

0xe300032b

Message

Error in the DER encoding library, liblber.a.

Explanation

An operation failed in the liblber.a library.

Generated By

TDGSS GSSP2SPNEGO negotiation method.

For Whom

End User.

Notes

None

Remedy

Contact the Global Support Center.

0xe300032c

Message

The state of the security context is not valid.

Explanation

The security context has been clobbered.

Generated By

TDGSS GSSP2SPNEGO negotiation method.

For Whom

End User.

Notes

None

Remedy

Contact the Global Support Center.

0xe300032d

Message

SPNEGO credentials not found.

Explanation

This error code is returned if the credential handle passed to the API is not valid.

Generated By

TDGSS GSSP2SPNEGO negotiation method.

For Whom

End User.

Notes

Either the application has not passed the valid credential pointer or the credential handle might have been corrupted.

Remedy

Contact the Global Support Center.

0xe300032e

Message

SPNEGO found no supported mechanism.

Explanation

This error code is returned from the server side SPNEGO if the mechanism list specified by the client contains no supported negotiable mechanism on the server side.

Generated By

TDGSS GSSP2SPNEGO negotiation method.

For Whom

End User.

Notes

Either the client does not support any mechanism that is also supported by the server or the client is not including a supported mechanism in the mechanism list it sends over to the server.

Remedy

Specify a supported mechanism in mechanism list or contact the Global Support Center.

0xe3000385

Message

Message header-trailer is not proper.

Explanation

This error code will be returned if message header/trailer has been altered.

Generated By

TDGSS Proxy authentication method.

For Whom

System Support Representative.

Notes

Decryption and integrity check cannot be performed if this error occurs. The associated stack trace will help the Global Support Center determine the exact cause of the failure.

Remedy

Contact the Global Support Center.

0xe3000388

Message

dgss buffer descriptor (tdgss_buffer_desc) passed to the API is NULL.

Explanation

This error is returned if tdgss_buffer_desc is not allocated.

Generated By

TDGSS Proxy authentication method.

For Whom

End User.

Notes

tdgss_buffer_desc consists of a length field that contains total number of bytes in the datum and a value field which contains a pointer to the actual datum. Most of the APIs use tdgss_buffer_desc as parameter and the memory for tdgss_buffer_desc should be allocated by the caller.

Remedy

Allocate tdgss_bufer_desc data structure and call the API again.

0xe3000389

Message

Token different from expected one.

Explanation

This error is returned if the message/token passed to Proxy_get_mic and Proxy_wrap is NULL.

Generated By

TDGSS Proxy authentication method.

For Whom

System Support Representative.

Notes

If the input message for which MIC needs to be generated is NULL, then this error message is returned. The associated stack trace will help the Global Support Center determine the exact cause of the failure.

Remedy

Contact the Global Support Center.

0xe300038a

Message

Proxy malloc failed.

Explanation

This error is returned when malloc() call failed to allocate memory.

Generated By

TDGSS Proxy authentication method.

For Whom

System Support Representative.

Notes

The associated stack trace will help the Global Support Center determine the exact cause of the failure.

Remedy

Contact the Global Support Center.

0xe300038b

Message

Proxy internal failure.

Explanation

This error is returned when failures such as invalid status of the security context is encountered. This may happen if the security context is corrupted by the user.

Generated By

TDGSS Proxy authentication method.

For Whom

System Support Representative.

Notes

Error occurred. The associated stack trace will help the Global Support Center determine the exact cause of the failure.

Remedy

Contact the Global Support Center.

0xe300038c

Message

Memory could not be accessed.

Explanation

This error will be returned to the application if `tdgss_buffer_desc` is not allocated.

Generated By

TDGSS Proxy authentication method.

For Whom

End User.

Notes

If the data structure is not allocated by the user, then this error is returned. For example, if "mech_set" is NULL then `tdgss_indicate_mechs` will result into this error.

Remedy

Contact the Global Support Center.

0xe300038d

Message

Invalid Proxy context passed.

Explanation

This error is returned if the handle to the security context is invalid.

Generated By

TDGSS Proxy authentication method.

For Whom

System Support Representative.

Notes

Error occurred. The associated stack trace will help the Global Support Center determine the exact cause of the failure.

Remedy

Contact the Global Support Center.

0xe300038f

Message

Proxy credentials not found.

Explanation

This error code is returned if the credential handle passed to the API is not valid.

Generated By

TDGSS Proxy authentication method.

For Whom

End User.

Notes

Either the application has not passed the valid credential pointer or the credential handle might have been corrupted. The associated stack trace will help the Global Support Center determine the exact cause of the failure.

Remedy

Contact the Global Support Center.

0xe3000390

Message

Error during MIC calculation

Explanation

If the cause for the message encryption failure could be: Error caused in the algorithm layer OR Insufficient Memory.

Generated By

TDGSS Proxy authentication method.

For Whom

System Support Representative.

Notes

Integrity check cannot be performed if this error occurs. The associated stack trace will help the Global Support Center determine the exact cause of the failure.

Remedy

Contact the Global Support Center.

0xe3000391

Message

The security context was used before it was ready.

Explanation

This error code will be returned if a TDGSS operation requiring a context is attempted before the context has been fully prepared.

Generated By

TDGSS Proxy authentication method.

For Whom

System Support Representative.

Notes

Error occurred.

Remedy

Contact the Global Support Center.

0xe3000392

Message

The input is NULL or invalid

Explanation

This error code will be returned if an input parameter is NULL or has an invalid value

Generated By

TDGSS Proxy authentication method.

For Whom

System Support Representative.

Notes

Error occurred.

Remedy

Contact the Global Support Center.

0xe3000393

Message

Invalid number of QOPs (Quality of Protection) are returned.

Explanation

The number of QOPs (Quality of Protection) returned by TDGSS/TeraGSS is incorrect.

Generated By

TDGSS Proxy authentication method.

For Whom

System Support Representative.

Notes

Error occurred.

Remedy

Contact the Global Support Center.

0xe3000394

Message

Legacy QOP (Quality of Protection) is disabled.

Explanation

The client used is Pre 14.0 and the legacy QOP (Quality of Protection) is disabled in TDGSS configuration file.

Generated By

TDGSS Proxy authentication method.

For Whom

System Support Representative.

Notes

Error occurred.

Remedy

Contact the Global Support Center. Contact the Global Support Center.

0xe3000395

Message

A name is required but was passed as NULL.

Explanation

The TDGSS application passed a NULL pointer instead of a pointer to a name descriptor type (tdgss_name_desc). This error occurs when a NULL pointer is passed in the second argument of a call to `tdgss_acquire_cred` when something other than `GSS_C_ACCEPT` is specified as the fifth argument.

Generated By

TDGSS Proxy authentication method.

For Whom

End User.

Notes

None

Remedy

N/A

0xe3000396

Message

The user's principal name contains multiple userproperties entries.

Explanation

The user provided mechdata to the Proxy method that contains two or more "userproperties" entries.

Generated By

TDGSS Proxy authentication method.

For Whom

End User.

Notes

None

Remedy

N/A

0xe3000397

Message

The user's principal name does not contain the encoded user properties.

Explanation

The user provided mechdata to the Proxy method that does not contain "userproperties" property.

Generated By

TDGSS Proxy authentication method.

For Whom

End User.

Notes

None

Remedy

N/A

0xe3000398

Message

Mechdata type is invalid.

Explanation

The tdgss_acquire_cred API was called, passing a name whose name type is other than GSS_C_NT_TDAT_MECHDATA_UTF8.

Generated By

TDGSS Proxy authentication method.

For Whom

End User.

Notes

None

Remedy

N/A

0xe3000399

Message

No username or password.

Explanation

The tdgss_acquire_cred API was called, passing a name that does not contain either the user name or the password.

Generated By

TDGSS Proxy authentication method.

For Whom

End User.

Notes

None

Remedy

N/A

0xe300039a

Message

The user's principal name contains an unknown property.

Explanation

The user provided mechdata to the PROXY method that contains an unrecognized property.

Generated By

TDGSS PROXY authentication method.

For Whom

End User.

Notes

None

Remedy

N/A

0xe300039b

Message

Encrypted PrivateKey password is incorrect.

Explanation

PrivateKeyPasswordProtected property has been set to yes, but the value specified for PrivateKeyPassword property is an invalid encrypted string.

Generated By

TDGSS PROXY authentication method.

For Whom

End User.

Notes

None

Remedy

N/A

0xe300039c

Message

Peer's certificate name is not trusted.

Explanation

For non self-signed certificates, the CommonName (CN) or the Subject DN of peer's certificate should match one of the names configured in the TrustedNames element of Proxy Mechanism. If there is no match, you would see this error.

Generated By

TDGSS PROXY authentication method.

For Whom

End User.

Notes

None

Remedy

N/A

0xe300039d

Message

Security context's ClientOrServer not set.

Explanation

The security context passed in does not specify whether it is a client security context or server security context.

Generated By

TDGSS PROXY authentication method

For Whom

End User.

Notes

None

Remedy

N/A

0xe300039e

Message

Call to getaddrinfo() did not return successfully.

Explanation

Calling getaddrinfo() did not return 0 but a nonzero error code

Generated By

TDGSS PROXY authentication method

For Whom

End User.

Notes

None

Remedy

N/A

0xe300039f

Message

The binding address family is not INET nor INET6.

Explanation

The only channel bindings address families currently supported by the TDGSS PROXY mechanism are INET and INET6.

Generated By

TDGSS PROXY authentication method

For Whom

End User.

Notes

None

Remedy

Pass in channel bindings whose address type is either INET or INET6.

0xe30003a0

Message

Hostname does not resolve to expected IP address.

Explanation

The hostname specified in the DC component of the certificate's subject does not resolve to the IP address from which the peer has connected. The peer has offered a certificate for a

machine other than its own. The Teradata database requires that the domain component attribute of peer's certificate's subject contain the machine name of the peer. If the machine name in the certificate does not resolve to an IP address that matches the IP address of the peer's machine, this error is generated.

Generated By

TDGSS PROXY authentication method

For Whom

End User.

Notes

None

Remedy

Use a certificate with an appropriate domain component value in the subject.

0xe30003f2

Message

The requested API function has not been implemented.

Explanation

An error occurred when a mechanism API has not been implemented.

Generated By

TDGSS TDNEGO negotiation method.

For Whom

End User.

Notes

None

Remedy

Contact the Teradata Support Center for further assistance.

0xe30003f3

Message

TDNEGO internal failure.

Explanation

This error is returned when failures such as invalid status of the security context is encountered. This may happen if the security context is corrupted by the user.

Generated By

TDGSS TDNEGO authentication method.

For Whom

System Support Representative.

Notes

Error occurred. The associated stack trace will help the Global Support Center determine the exact cause of the failure.

Remedy

Contact the Global Support Center.

0xe30003f4

Message

The TDNEGO security mechanism encountered a bad mechanism OID.

Explanation

The TDNEGO security mechanism encountered a bad mechanism OID that was either NULL or did not match any known mechanism OID.

Generated By

TDGSS TDNEGO authentication method.

For Whom

System Support Representative.

Notes

Error occurred.

Remedy

Contact the Global Support Center.

0xe30003f5

Message

The TDNEGO security mechanism does not support the NameType requested.

Explanation

The TDNEGO security mechanism supports only the following NameTypes:
GSS_C_NT_TDAT_MECHDATA_ISO8859_1, GSS_C_NT_TDAT_MECHDATA_UTF8,
GSS_C_NT_TDAT_MECHDATA_UTF16, GSS_C_NT_TDAT_MECHDATA_UTF32, and
GSS_C_NT_TDAT_MECHDATA_EBCDIC. Any other NameTypes are not supported.

Generated By

TDGSS TDNEGO authentication method.

For Whom

System Support Representative.

Notes

Error occurred.

Remedy

Contact the Global Support Center.

0xe30003f6

Message

The input is NULL or invalid

Explanation

This error code will be returned if an input parameter is NULL or has an invalid value

Generated By

TDGSS TDNEGO authentication method.

For Whom

System Support Representative.

Notes

Error occurred.

Remedy

Contact the Global Support Center.

0xe30003f7

Message

Memory could not be accessed.

Explanation

This error will be returned to the application if the data structure is not allocated.

Generated By

TDGSS TDNEGO authentication method.

For Whom

End User.

Notes

If the data structure is not allocated by the user, then this error is returned. For example, if "mech_set" is NULL then `tdgss_indicate_mechs` will result into this error.

Remedy

Contact the Global Support Center.

0xe30003f8

Message

TDNEGO malloc failed.

Explanation

This error is returned when `malloc()` call failed to allocate memory.

Generated By

TDGSS TDNEGO authentication method.

For Whom

System Support Representative.

Notes

The associated stack trace will help the Global Support Center determine the exact cause of the failure.

Remedy

Contact the Global Support Center.

0xe30003f9

Message

TDNEGO calloc failed.

Explanation

This error is returned when calloc() call failed to allocate memory.

Generated By

TDGSS TDNEGO authentication method.

For Whom

System Support Representative.

Notes

The associated stack trace will help the Global Support Center determine the exact cause of the failure.

Remedy

Contact the Global Support Center.

0xe30003fa

Message

tdgss buffer descriptor (tdgss_buffer_desc) passed to the API is NULL.

Explanation

This error is returned if tdgss_buffer_desc is not allocated.

Generated By

TDGSS TDNEGO authentication method.

For Whom

End User.

Notes

tdgss_buffer_desc consists of a length field that contains total number of bytes in the datum and a value field which contains a pointer to the actual datum. Most of the APIs use tdgss_buffer_desc as parameter and the memory for tdgss_buffer_desc should be allocated by the caller.

Remedy

Allocate `tdgss_bufer_desc` data structure and call the API again.

0xe30003fc

Message

TDNEGO credentials not found.

Explanation

This error code is returned if the credential handle passed to the API is not valid.

Generated By

TDGSS TDNEGO authentication method.

For Whom

End User.

Notes

Either the application has not passed the valid credential pointer or the credential handle might have been corrupted. The associated stack trace will help the Global Support Center determine the exact cause of the failure.

Remedy

Contact the Global Support Center.

0xe30003fd

Message

Bad Cred Usage value.

Explanation

The Cred Usage parameter was invalid. It must be one of: `GSS_C_BOTH`, `GSS_C_INITIATE` or `GSS_C_ACCEPT`.

Generated By

TDGSS TDNEGO authentication method.

For Whom

System Support Representative.

Notes

Error occurred.

Remedy

Contact the Global Support Center.

0xe30003fe

Message

A name is required but was passed as NULL.

Explanation

The TDGSS application passed a NULL pointer instead of a pointer to a name descriptor type (tdgss_name_desc). This error occurs when a NULL pointer is passed in the second argument of a call to `tdgss_acquire_cred`.

Generated By

TDGSS TDNEGO negotiation method.

For Whom

End User.

Notes

None

Remedy

Contact the Teradata Support Center for further assistance.

0xe30003ff

Message

Invalid TDNEGO context passed.

Explanation

This error is returned if the handle to the security context is invalid.

Generated By

TDGSS TDNEGO authentication method.

For Whom

System Support Representative.

Notes

Error occurred. The associated stack trace will help the Global Support Center determine the exact cause of the failure.

Remedy

Contact the Global Support Center.

0xe3000400

Message

Invalid TDNEGO Negotiation Context passed.

Explanation

This error is returned if the handle to the Negotiation Context is invalid.

Generated By

TDGSS TDNEGO authentication method.

For Whom

System Support Representative.

Notes

Error occurred.

Remedy

Contact the Global Support Center.

0xe3000401

Message

The security context was used before it was ready.

Explanation

This error code will be returned if a TDGSS operation requiring a context is attempted before the context has been fully prepared.

Generated By

TDGSS TDNEGO authentication method.

For Whom

System Support Representative.

Notes

Error occurred.

Remedy

Contact the Global Support Center.

0xe3000402

Message

Input token passed to wrap/unwrap or get_mic/verify_mic is NULL.

Explanation

This error is returned if the token passed to TDNEGO_wrap/TDNEGO_unwrap or TDNEGO_get_mic/TDNEGO_verify_mic is NULL.

Generated By

TDGSS TDNEGO authentication method.

For Whom

System Support Representative.

Notes

If the input message for which MIC needs to be generated is NULL, then this error message is returned. The associated stack trace will help the Global Support Center determine the exact cause of the failure.

Remedy

Contact the Global Support Center.

0xe3000406

Message

The TDNEGO security mechanism could not find any mechanisms available for negotiation.

Explanation

The mechanisms for TDNEGO to consider for negotiation are listed in the TDGSS Configuration Files. None of the mechanisms listed there were available for TDNEGO to use.

Generated By

TDGSS TDNEGO authentication method.

For Whom

System Support Representative.

Notes

Error occurred.

Remedy

Contact the Global Support Center.

0xe3000407

Message

Unable to initialize the list of available negotiated mechanisms.

Explanation

An internal error has prevented TDNEGO_configure from producing the list of mechanisms available for negotiation.

Generated By

TDGSS TDNEGO authentication method.

For Whom

System Support Representative.

Notes

Error occurred.

Remedy

Contact the Global Support Center.

0xe3000408

Message

The list of mechanisms available for negotiation is empty.

Explanation

The list of mechanisms available for negotiation should always have at least one mechanism, however it was empty.

Generated By

TDGSS TDNEGO authentication method.

For Whom

System Support Representative.

Notes

Error occurred.

Remedy

Contact the Global Support Center.

0xe3000409

Message

Unable to make a copy of the list of available negotiated mechanisms.

Explanation

An internal error has prevented the TDNEGO mechanism from making a copy of the list of available negotiated mechanisms.

Generated By

TDGSS TDNEGO authentication method.

For Whom

System Support Representative.

Notes

Error occurred.

Remedy

Contact the Global Support Center.

0xe300040a

Message

Unable to obtain the Negotiation Log.

Explanation

The TDNEGO security mechanism required the Negotiation Log internally, but could not obtain it.

Generated By

TDGSS TDNEGO authentication method.

For Whom

System Support Representative.

Notes

Error occurred.

Remedy

Contact the Global Support Center.

0xe300040b

Message

The NegMech token type is not recognized.

Explanation

The NegMech token type is not one of the known types, such as either NEG_MECH_TOKENTYPE_INIT or NEG_MECH_TOKENTYPE_RESP respectively.

Generated By

TDGSS TDNEGO authentication method.

For Whom

System Support Representative.

Notes

Error occurred.

Remedy

Contact the Global Support Center.

0xe300040c

Message

An INIT Token can only be generated as the first Client token.

Explanation

NegTokenInit is only used by the Context Initiator and only on the first token.

Generated By

TDGSS TDNEGO authentication method.

For Whom

System Support Representative.

Notes

Error occurred.

Remedy

Contact the Global Support Center.

0xe300040d

Message

TDNEGO fails because the state to be changed to is invalid.

Explanation

This error is returned when TDNEGO_INT_NegMechStateChange() call failed to proceed changing state.

Generated By

TDGSS TDNEGO authentication method.

For Whom

System Support Representative.

Notes

The associated stack trace will help the Global Support Center determine the exact cause of the failure.

Remedy

Contact the Global Support Center.

0xe300040e

Message

Invalid reason for the state change.

Explanation

This error is returned when the value of MechReason is out of range [1, 8].

Generated By

TDGSS TDNEGO authentication method.

For Whom

System Support Representative.

Notes

The associated stack trace will help the Global Support Center determine the exact cause of the failure.

Remedy

Contact the Global Support Center.

0xe300040f

Message

The NegState value is invalid.

Explanation

The TDNEGO Negotiation State (NegState) is stored in the Context. It was set to an invalid value.

Generated By

TDGSS TDNEGO authentication method.

For Whom

System Support Representative.

Notes

Error occurred.

Remedy

Contact the Global Support Center.

0xe3000410

Message

The TDNEGO security mechanism does not support the NegState indicated.

Explanation

The indicated NegState has not been supported in the current release.

Generated By

TDGSS TDNEGO authentication method.

For Whom

System Support Representative.

Notes

Error occurred.

Remedy

Contact the Global Support Center.

0xe3000411

Message

Error occurred when neg state is shown completed but no mechanism was selected.

Explanation

There should be one and only mechanism selected if the negotiation contextstate is shown completed.

Generated By

TDGSS TDNEGO authentication method.

For Whom

System Support Representative.

Notes

Error occurred.

Remedy

Contact the Global Support Center.

0xe3000412

Message

Error when trying to decode the mechanism OID of the selected mechanism.

Explanation

The TDNEGO security mechanism was attempting to decode a contexttoken, and a selected mechanism was indicated, but the OID could not be obtained.

Generated By

TDGSS TDNEGO authentication method.

For Whom

System Support Representative.

Notes

Error occurred.

Remedy

Contact the Global Support Center.

0xe3000413

Message

Selected mechanism from context token not found.

Explanation

The TDNEGO security mechanism was attempting to decode a contexttoken and a selected mechanism was indicated and the mechanism OID obtained, but it did not match any of the mechanisms available for negotiation.

Generated By

TDGSS TDNEGO authentication method.

For Whom

System Support Representative.

Notes

Error occurred.

Remedy

Contact the Global Support Center.

0xe3000414

Message

Error while trying to access an unavailable mechanism.

Explanation

An error occurred when one of the following met:-- The NegState is not set to NEG_STATE_COMPLETED.-- The selected mech list index is BAD_MECH.-- The selected mech list index is out of valid index range.

Generated By

TDGSS TDNEGO negotiation method.

For Whom

End User.

Notes

None

Remedy

Contact the Teradata Support Center for further assistance.

0xe300041a

Message

There were no mechanisms found for encoding the context token.

Explanation

While encoding context token, no mechanisms were found for encoding. The negotiation mechanism count may have been zero or the negotiation list pointer NULL.

Generated By

TDGSS TDNEGO authentication method.

For Whom

System Support Representative.

Notes

Error occurred.

Remedy

Contact the Global Support Center.

0xe300041b

Message

Unable to decode NegMech ASN.1 sequence.

Explanation

Decoding of ASN.1 NegMech sequence has failed.

Generated By

TDGSS TDNEGO authentication method.

For Whom

System Support Representative.

Notes

Error occurred.

Remedy

Contact the Global Support Center.

0xe300041c

Message

The Authentication ID was not supplied.

Explanation

The Authentication ID was required but not supplied.

Generated By

TDGSS TDNEGO authentication method.

For Whom

System Support Representative.

Notes

Error occurred.

Remedy

Contact the Global Support Center.

0xe300041d

Message

The TDNEGO security mechanism was not able to decode an initial token.

Explanation

The TDNEGO security mechanism received an error while decoding the initial token during establishing context.

Generated By

TDGSS TDNEGO authentication method.

For Whom

System Support Representative.

Notes

Error occurred.

Remedy

Contact the Global Support Center.

0xe300041e

Message

The TDNEGO security mechanism was not able to decode a response token.

Explanation

The TDNEGO security mechanism received an error while decoding the response token during context initiation.

Generated By

TDGSS TDNEGO authentication method.

For Whom

System Support Representative.

Notes

Error occurred.

Remedy

Contact the Global Support Center.

0xe3000424

Message

Syntax error in the user's principal name (mechdata).

Explanation

The user provided mechdata is inappropriately formatted.

Generated By

TDGSS TDNEGO negotiation method.

For Whom

End User.

Notes

None

Remedy

N/A

0xe3000425

Message

Message header-trailer is not proper.

Explanation

This error code will be returned if message header/trailer has been altered.

Generated By

TDGSS TDNEGO authentication method.

For Whom

System Support Representative.

Notes

Decryption and integrity check cannot be performed if this error occurs. The associated stack trace will help the Global Support Center determine the exact cause of the failure.

Remedy

Contact the Global Support Center.

0xe3000426

Message

Error during MIC calculation

Explanation

If the cause for the message encryption failure could be: Error caused in the algorithm layer OR Insufficient Memory.

Generated By

TDGSS TDNEGO authentication method.

For Whom

System Support Representative.

Notes

Integrity check cannot be performed if this error occurs. The associated stack trace will help the Global Support Center determine the exact cause of the failure.

Remedy

Contact the Global Support Center.

0xe3000427

Message

The user's principal name contains multiple authcid properties.

Explanation

The user provided mechdata contains two or more authcid properties.

Generated By

TDGSS TDNEGO negotiation method.

For Whom

End User.

Notes

None

Remedy

N/A

0xe3000428

Message

The user's principal name contains multiple user properties.

Explanation

The user provided mechdata contains two or more user properties.

Generated By

TDGSS TDNEGO negotiation method.

For Whom

End User.

Notes

None

Remedy

N/A

0xe3000429

Message

The user's principal name contains multiple profile properties.

Explanation

The user provided mechdata to GSS method that contains two or more profile properties.

Generated By

TDGSS TDNEGO authentication method.

For Whom

End User.

Notes

None

Remedy

N/A

0xe300042a

Message

The user's principal name contains an unknown property.

Explanation

The user provided mechdata to the GSS method that contains an unrecognized property. Possibly spaces were inserted between the property name and the '=', or a property name was misspelled.

Generated By

TDGSS TDNEGO authentication method.

For Whom

End User.

Notes

None

Remedy

N/A

0xe300042b

Message

Service requested by API is not supported

Explanation

This error code will be returned if this API is not supported.

Generated By

TDGSS TDNEGO authentication method.

For Whom

System Support Representative.

Notes

This status code will be returned to the caller by the TDGSS library if the API is not yet supported. Currently this error code is only used by TeraGSSJava.

Remedy

Contact the Global Support Center.

0xe300042c

Message

Invalid request is made after context is established.

Explanation

After the security context is established, invalid request is made to change the security parameters. Currently this error code is only used by TeraGSSJava.

Generated By

TDGSS TDNEGO authentication method.

For Whom

System Support Representative.

Notes

Error occurred.

Remedy

Contact the Global Support Center.

0xe300042d

Message

Invalid name encoding.

Explanation

The encoding of name buffer is invalid. Currently this error code is only used by TeraGSSJava.

Generated By

TDGSS TDNEGO authentication method.

For Whom

System Support Representative.

Notes

Error occurred.

Remedy

Contact the Global Support Center.

0xe300044d

Message

This API is not been implemented

Explanation

This error comes when JWT API is not implemented.

Generated By

TDGSS JWT authentication method.

For Whom

System Support Representative.

Notes

This status code is returned to inform the caller that API is not implemented.

Remedy

Not applicable.

0xe300044e

Message

An argument was not valid.

Explanation

This error happens when a mandatory parameter to a function is incorrect.

Generated By

TDGSS JWT authentication method.

For Whom

System Support Representative.

Notes

This status code is returned to inform the caller that the one or more argument passed to the function is incorrect or not valid.

Remedy

Not applicable.

0xe300044f

Message

Decryption key file is absent.

Explanation

This error happens decryption key file is absent.

Generated By

TDGSS JWT authentication method.

For Whom

System Support Representative.

Notes

This status code is returned to inform the caller that the decryption key file is not specified in the TdgssUserConfigFile.xml.

Remedy

Not applicable.

0xe3000450

Message

Verification key file is absent.

Explanation

This error happens verification key file is absent.

Generated By

TDGSS JWT authentication method.

For Whom

System Support Representative.

Notes

This status code is returned to inform the caller that the verification key file is not specified in the TdgssUserConfigFile.xml.

Remedy

Not applicable.

0xe3000451

Message

JWT malloc failed.

Explanation

This error is returned when malloc() call failed to allocate memory.

Generated By

TDGSS JWT authentication method.

For Whom

System Support Representative.

Notes

This status code is returned to inform the caller that malloc() call failed to allocate memory.

Remedy

Not applicable.

0xe3000452

Message

Empty Client Info Token

Explanation

This error happens when get a empty client info token while decoding

Generated By

TDGSS JWT authentication method.

For Whom

System Support Representative.

Notes

This status code is returned to inform empty clientinfotoken

Remedy

Not applicable.

0xe3000453

Message

Empty Token Header

Explanation

This error happens when token header is empty during decoding token header

Generated By

TDGSS JWT authentication method.

For Whom

System Support Representative.

Notes

This status code is returned to inform empty TokenHeader

Remedy

Not applicable.

0xe3000454

Message

Empty ServerInfoToken

Explanation

This error happens when server Info Token is empty during decoding

Generated By

TDGSS JWT authentication method.

For Whom

System Support Representative.

Notes

This status code is returned to inform empty ServerInfoToken

Remedy

Not applicable.

0xe3000455

Message

Empty KeyExchangeParameter

Explanation

This error happens when KeyExchange Params is empty during decoding

Generated By

TDGSS JWT authentication method.

For Whom

System Support Representative.

Notes

This status code is returned to inform empty KeyExchange Parameter

Remedy

Not applicable.

0xe3000456

Message

Empty DHPARAMS structure

Explanation

This error happens when DHPARAMS is empty during decoding

Generated By

TDGSS JWT authentication method.

For Whom

System Support Representative.

Notes

This status code is returned to inform empty KeyExchange Parameter

Remedy

Not applicable.

0xe3000457

Message

Empty ENCRYPTEDJWT structure

Explanation

This error happens when ENCRYPTEDJWT Parameters is empty during decoding

Generated By

TDGSS JWT authentication method.

For Whom

System Support Representative.

Notes

This status code is returned to inform empty ENCRYPTEDJWT Parameter

Remedy

Not applicable.

0xe3000458

Message

Memory could not be accessed.

Explanation

This error will be returned to the application if a parameter passed to function is not allocated.

Generated By

TDGSS JWT authentication method.

For Whom

System Support Representative.

Notes

If the data structure is not allocated by the user, then this error is returned. For example, if "mech_set" is NULL then tdgss_indicate_mechs will result into this error.

Remedy

Contact the Global Support Center.

0xe3000459

Message

Invalid JWT context passed.

Explanation

This error is returned if the handle to the security context is invalid.

Generated By

TDGSS JWT authentication method.

For Whom

System Support Representative.

Notes

Create a context before using it.

Remedy

Contact the Global Support Center.

0xe300045a

Message

The security context was used before it was ready.

Explanation

This error code will be returned if a TDGSS operation requiring a context is attempted before the context has been fully prepared.

Generated By

TDGSS JWT authentication method.

For Whom

System Support Representative.

Notes

Error occurred.

Remedy

Contact the Global Support Center.

0xe300045b

Message

The input is NULL or invalid

Explanation

This error code will be returned if an input parameter is NULL or has an invalid value.

Generated By

TDGSS JWT authentication method.

For Whom

System Support Representative.

Notes

Error occurred.

Remedy

Contact the Global Support Center.

0xe300045c

Message

Token different from expected one.

Explanation

This error is returned if the message/token passed to JWT_get_mic and JWT_wrap is NULL.

Generated By

TDGSS JWT authentication method.

For Whom

System Support Representative.

Notes

If the input message for which MIC needs to be generated is NULL, then this error message is returned.

Remedy

Contact the Global Support Center.

0xe300045d

Message

Message header-trailor is not proper.

Explanation

This error code will be returned if message header/trailer has been altered.

Generated By

TDGSS JWT authentication method.

For Whom

System Support Representative.

Notes

Decryption and integrity check cannot be performed if this error occurs.

Remedy

Contact the Global Support Center.

0xe300045e

Message

JWT credentials not found.

Explanation

This error code is returned if the credential handle passed to the API is not valid.

Generated By

TDGSS JWT authentication method.

For Whom

End User.

Notes

Either the application has not passed the valid credential pointer or the credential handle might have been corrupted.

Remedy

Contact the Global Support Center.

0xe300045f

Message

JWT token not found.

Explanation

This error is returned when JWT Token not present in logdata.

Generated By

TDGSS JWT authentication method

For Whom

End User.

Notes

None

Remedy

Check for logdata.

0xe3000462

Message

tdgss buffer descriptor (tdgss_buffer_desc) passed to the API is NULL.

Explanation

This error is returned if tdgss_buffer_desc is not allocated.

Generated By

TDGSS JWT authentication method.

For Whom

End User.

Notes

tdgss_buffer_desc consists of a length field that contains total number of bytes in the datum and a value field which contains a pointer to the actual datum. Most of the APIs use tdgss_buffer_desc as parameter and the memory for tdgss_buffer_desc should be allocated by the caller.

Remedy

Allocate tdgss_bufer_desc data structure and call the API again.

0xe3000464

Message

Invalid number of QOPs (Quality of Protection) are returned.

Explanation

The number of QOPs (Quality of Protection) returned by TDGSS/TeraGSS is incorrect.

Generated By

TDGSS JWT authentication method.

For Whom

System Support Representative.

Notes

Error occurred.

Remedy

Contact the Global Support Center.

0xe3000465

Message

JWT internal failure.

Explanation

This error is returned when failures such as invalid status of the security context is encountered. This may happen if the security context is corrupted by the user.

Generated By

TDGSS JWT authentication method.

For Whom

System Support Representative.

Notes

Error occurred.

Remedy

Contact the Global Support Center.

0xe3000466

Message

JWT encrypted JWT not present in the encoded JWT token.

Explanation

This error is returned when decoder fails to get encrypted JWT in the encoded buffer.

Generated By

TDGSS JWT authentication method.

For Whom

System Support Representative.

Notes

Error occurred.

Remedy

Contact the Global Support Center.

0xe3000467

Message

Invalid key exchange algorithm is passed.

Explanation

The key exchange algorithm passed was invalid. Currently only Diffie-Hellmankey exchange algorithm is used.

Generated By

TDGSS JWT authentication method.

For Whom

System Support Representative.

Notes

Error occurred.

Remedy

Contact the Global Support Center.

0xe3000468

Message

JWT encrypted payload not present .

Explanation

This error is returned when decoder fails to get encrypted Payload in the encoded buffer.

Generated By

TDGSS JWT authentication method.

For Whom

System Support Representative.

Notes

Error occurred.The associated stack trace will help the Global Support Center determinethe exact cause of the failure.

Remedy

Contact the Global Support Center.

0xe3000469

Message

Error in setting decryption key.

Explanation

This error is returned when it fails to set the decryption key.

Generated By

TDGSS JWT authentication method.

For Whom

System Support Representative.

Notes

Error occurred.

Remedy

Please check the content of the decryption key.

0xe300046a

Message

Error in setting verification key.

Explanation

This error is returned when it fails to set the verification key.

Generated By

TDGSS JWT authentication method.

For Whom

System Support Representative.

Notes

Error occurred.

Remedy

Please check the content of the verification key.

0xe300046b

Message

JWT subject claim in payload is not found .

Explanation

This error is returned when compulsory subject claim is not found .

Generated By

TDGSS JWT authentication method.

For Whom

System Support Representative.

Notes

Error occurred. The associated stack trace will help the Global Support Center determine the exact cause of the failure.

Remedy

Contact the Global Support Center.

0xe300046c

Message

JWT token reached before time.

Explanation

This error is returned when current time is less than nbf claim .

Generated By

TDGSS JWT authentication method.

For Whom

System Support Representative.

Notes

Error occurred. The associated stack trace will help the Global Support Center determine the exact cause of the failure.

Remedy

Contact the Global Support Center.

0xe300046d

Message

JWT Token expired

Explanation

This error is returned when jwt token is expired .

Generated By

TDGSS JWT authentication method.

For Whom

System Support Representative.

Notes

Error occurred. The associated stack trace will help the Global Support Center determine the exact cause of the failure.

Remedy

Contact the Global Support Center.

0xe300046e

Message

Unable to get current time

Explanation

This error is returned when gettimeofday function fails .

Generated By

TDGSS JWT authentication method.

For Whom

System Support Representative.

Notes

Error occurred. The associated stack trace will help the Global Support Center determine the exact cause of the failure.

Remedy

Contact the Global Support Center.

0xe300046f

Message

The user's principal name contains multiple token properties.

Explanation

The user provided mechdata to the JWT method that contains two or more token properties.

Generated By

TDGSS JWT authentication method.

For Whom

End User.

Notes

None

Remedy

N/A

0xe3000470

Message

The user's principal name contains an unknown property.

Explanation

The user provided mechdata to the JWT method that contains an unrecognized property.

Generated By

TDGSS JWT authentication method.

For Whom

End User.

Notes

None

Remedy

N/A

0xe3000471

Message

The credential is not imported.

Explanation

This error will come when cred handle passed in JWT inquire imported cred function is not imported.

Generated By

TDGSS JWT authentication method.

For Whom

End User.

Notes

None

Remedy

N/A

0xe3000472

Message

An invalid JWT token is passed

Explanation

This error will come when an invalid JWT is passed. Please check JWT Token

Generated By

TDGSS JWT authentication method.

For Whom

End User.

Notes

None

Remedy

N/A

0xe3000473

Message

Failure in creating JWK cache.

Explanation

Failure can happen during memory allocation to the cache. The system would appear to run low on memory resources.

Generated By

TDGSS JWT authentication method.

For Whom

End User.

Notes

None

Remedy

N/A

0xe3000474

Message

Failure in populating JWK nodes to cache failed.

Explanation

Failure can happen during adding of JWK nodes to cache. check JWK directory given in User Config File.

Generated By

TDGSS JWT authentication method.

For Whom

End User.

Notes

None

Remedy

N/A

0xe3000475

Message

Could not locate the JWT mechanism; TDGSSCONFIG GDO is possibly corrupt

Explanation

The JWT configuration management logic could not navigate through the TDGSSCONFIG GDO to locate the JWT mechanism element. This error should not ever occur.

Generated By

TDGSS JWT authentication method.

For Whom

System Support Representative.

Notes

None

Remedy

Regenerate the TDGSSCONFIG GDO by executing 'run_tdgssconfig'. If that fails to clear the problem, contact Teradata Customer Support.

0xe3000476

Message

Could not locate any mechanisms

Explanation

This error occurs when there are no mechanism at all configured in the TDGSSCONFIG GDO.

Generated By

TDGSS JWT authentication method.

For Whom

System Support Representative.

Notes

None

Remedy

This error would be highly unusual in that there is generally one active mechanism in TDGSS, otherwise the gateway would not log in new sessions. Check to make sure that all required mechanisms are present in the configuration and are enabled. Add any missing

mechanisms back to the configuration and execute 'run_tdgssconfig'. If that fails to clear the problem, contact Teradata Customer Support.

0xe3000477

Message

Url attribute in IdentityProvider is found to be NULL.

Explanation

This error can come when IdentityProvider in JWTconfigCache structure is corrupted.

Generated By

TDGSS JWT authentication method.

For Whom

System Support Representative.

Notes

None

Remedy

This error would be highly unusual. Rules are written such that Url attribute in IdentityProvider is required in TdgssUserConfigFile. This can occur only when JwtConfigCache got Corrupted. It will be recommended to do 'run_tdgssconfig'. so that New JwtConfigCache created. If that fails to clear the problem, contact Teradata Customer Support.

0xe3000479

Message

ValidateByTokenExchange should set to 'No' when 'Type' in IdentityProvider is 'vantage-keycloak'.

Explanation

This error can come when ValidateByTokenExchange in IdentityProvider section is set to yes for 'vantage-keycloak' Type. When Type in <IdentityProvider> is vantage-keycloak then JWT should not validate by token exchange.

Generated By

TDGSS JWT authentication method.

For Whom

System Support Representative.

Notes

None

Remedy

When in IdentityProvider Type is vantage-keycloak then set ValidateByTokenExchange to 'No'.contact Teradata Customer Support.

0xe300047a

Message

JWT comes from IdentityProvider that is not configured in the configuration file.

Explanation

When JWTTokenExchange Property is set in JWT, Issuer of JWT matches with the IdentityProvider configured in the Teradata node. This error can come when JWTTokenExchange Property is set and JWT comes for logon contains a "iss" claim in payload section which doesnot matches with the issuer of configured Identity Providers.

Generated By

TDGSS JWT authentication method.

For Whom

System Support Representative.

Notes

None

Remedy

Check the IdentityProvider section of JWT mechanism. contact Teradata Customer Support.

0xe300047b

Message

Error while compiling a regular expression.

Explanation

The regcomp() function was unable to complete successfully given the "Match" attribute value harvested from the corresponding <UserNameMapping> element in JWT configuration.

Generated By

TDGSS JWT authentication method.

For Whom

System Support Representative.

Notes

None

Remedy

Ensure that the "Match" attribute value in the corresponding <UserNameMapping> element is valid and adheres to the appropriate syntactical rules. If the issue persists, contact Teradata Customer Support.

0xe300047c

Message

Subject Issuer not found in the IdentityProvider for the corresponding issuer

Explanation

In JWT validation when doing token exchange Subject Issuer is needed. JWT contains one issuer claim it can be used to find the IdentityProvider configured to get Subject Issuer. This error comes when JWT issuer is not matched with IdentityProvider configured.

Generated By

TDGSS JWT authentication method.

For Whom

System Support Representative.

Notes

None

Remedy

Check the IdentityProvider section of JWT mechanism. contact Teradata Customer Support.

0xe40000c9

Message

ALG library has not been initialized

Explanation

An ALGAPI function call was made prior to the initialization library call.

Generated By

ALGorithm Application Programmers Interface (ALGAPI)

For Whom

System Support Representative.

Notes

The program made a function call to the library without calling the `AlgINIT_InitializeLibrary` function first.

Remedy

If the error is reported from an Teradata developed application please contact the Global Support Center. If this is a user developed application please call the `AlgINIT_InitializeLibrary` function in a single thread mode, before making anyother ALGAPI function call.

0xe40000ca

Message

A NULL or un-initialized ALG context was passed as a parameter.

Explanation

An invalid context pointer was passed to an ALGAPI function.

Generated By

ALGorithm Application Programmers Interface (ALGAPI)

For Whom

System Support Representative.

Notes

Make a note of the function that returned the error to the user. If this is a user developed application please pass the context returned by the `AlgINIT_AllocateContext` function call. If this is the parameter being passed then one reason for the error is memory corruption.

Remedy

Please contact the Global Support Center.

0xe40000cb

Message

An attempt to call a function that was not loaded.

Explanation

The ALG library made an attempt to call a function that has not been loaded. The error can occur if the user specified an invalid or improper QOP to the AlgINIT_AllocateContext function.

Generated By

ALGorithm Application Programmers Interface (ALGAPI)

For Whom

System Support Representative.

Notes

Make a note of the function that returned the error to the user. Gather information on the QOP that was supplied by the user when the AlgINIT_AllocateContext function call was made.

Remedy

If the error is reported from an Teradata developed application please contact the Global Support Center. If this is a user developed application check the values in the QOP structure passed to the AlgINIT_AllocateContext function call. If the values appear correct then it is possible that the ALG library could not locate the CIPHER or DIGEST function (Is this a user written library?).

0xe40000cc

Message

invalid (possibly NULL) parameter was passed to an ALG function call.

Explanation

One of the parameters passed to the ALG function call is not valid. The most common reason would be a NULL pointer.

Generated By

ALGorithm Application Programmers Interface (ALGAPI)

For Whom

System Support Representative.

Notes

Make a note of the function that returned the error to the user.

Remedy

If the error is reported from an Teradata developed application please contact theGlobal Support Center. If this is a user developed application ensure that validvalues are passed to the ALG function call.

0xe40000cd

Message

The ALG library could not allocate memory

Explanation

The system would appear to run low on memory resources.

Generated By

ALGorithm Application Programmers Interface (ALGAPI)

For Whom

System Support Representative.

Notes

None

Remedy

If the error is reported from an Teradata developed application please contact theGlobal Support Center. If this is a user developed application then perhaps there is a memory leak in the application.

0xe40000ce

Message

The ALG library could not allocate a mutex

Explanation

It appears that the system is running low on resources (possibly memory).

Generated By

ALGorithm Application Programmers Interface (ALGAPI)

For Whom

System Support Representative.

Notes

The ALG library needs mutexes to protect its global data. These mutexes are allocated when the AlgINIT_InitializeLibrary function is called. On the UNIX platform (except for MPRAS) pthread mutexes are created, on Windows regular mutexes are used.

Remedy

please contact the Global Support Center.

0xe40000cf

Message

The PRNG has not been seeded

Explanation

In order for the ALG library to generate pseudo random numbers the pseudo random number generator (PRNG) needs to be seeded. The OpenSSL routines check for well defined random number generators on the system. If they are not found then the software tries to seed then PRNG. If this fails then the above error is seen.

Generated By

ALGorithm Application Programmers Interface (ALGAPI)

For Whom

System Support Representative.

Notes

see explanation above.

Remedy

please contact the Global Support Center

0xe40000d0

Message

The ALG library could not seed the PRNG

Explanation

In order that cryptographic random data be generated by the pseudo random number generator (PRNG), it needs to be seeded. There was an error seeding the PRNG with enough data for it to generate random data.

Generated By

ALGorithm Application Programmers Interface (ALGAPI)

For Whom

System Support Representative.

Notes

see explanation above.

Remedy

please contact the Global Support Center

0xe40000d1

Message

(internal error) getting pseudo random data

Explanation

Could not get the required amount of secure random data from the PRNG.

Generated By

ALGorithm Application Programmers Interface (ALGAPI)

For Whom

System Support Representative.

Notes

None

Remedy

please contact the Global Support Center

0xe40000d2

Message

A NULL DH context was passed as a parameter.

Explanation

The DH context was passed an argument that was NULL.

Generated By

ALGorithm Application Programmers Interface (ALGAPI)

For Whom

System Support Representative.

Notes

Make a note of the function that returned the error to the user. If this is a user developed application please pass the context returned by theAlgDH_Allocate function call. If this is the parameter being passed then one possible reason for the error is memory corruption.

Remedy

Please contact the Global Support Center.

0xe40000d3

Message

Invalid or corrupted DH context passed

Explanation

The context passed to the AlgDH_ routines is not valid.

Generated By

ALGorithm Application Programmers Interface (ALGAPI)

For Whom

System Support Representative.

Notes

Make a note of the function that returned the error to the user. If this is a user developed application please pass the context returned by theAlgDH_Allocate function call. If this is the parameter being passed then one possible reason for the error is memory corruption.

Remedy

Please contact the Global Support Center.

0xe40000d4

Message

An invalid DH key size specified

Explanation

The length of the key passed to the DH function is not valid.

Generated By

ALGorithm Application Programmers Interface (ALGAPI)

For Whom

System Support Representative.

Notes

There are 4 key sizes supported by the AlgDH_ routines (512, 640, 1024, and 2048). This error is thrown if the key size specified is not one of the valid values or if the key size is different from that value specified when the DH structure was allocated.

Remedy

Please contact the Global Support Center.

0xe40000d5

Message

The DH function failed because the PRNG was not seeded

Explanation

The PRNG has not been seeded.

Generated By

ALGorithm Application Programmers Interface (ALGAPI)

For Whom

System Support Representative.

Notes

Since the PRNG has not been seeded, no random data can be generated. The DH algorithm depends on the PRNG to be able to generate cryptographically strong random data.

Remedy

Please contact the Global Support Center.

0xe40000d6

Message

Could not allocate memory for the DH context.

Explanation

The system is running low on memory.

Generated By

ALGorithm Application Programmers Interface (ALGAPI)

For Whom

System Support Representative.

Notes

The system is possibly running low on memory (physical or virtual).

Remedy

Please contact the Global Support Center.

0xe40000d7

Message

Could not generate the DH P and G keys

Explanation

There was an internal error in generating new P and G keys.

Generated By

ALGorithm Application Programmers Interface (ALGAPI)

For Whom

System Support Representative.

Notes

This function is not valid for 64-bit windows as during the allocation of the DH context the PGEN flag is used which will internally generate the P and Gkeys. If all other platforms the error would mean that there was some internalerror such as the P value generated was not a prime or a safe prime.

Remedy

N/A

0xe40000d8

Message

The size of key specified != requested/allocated size

Explanation

The length of the key passed to the DH function is not valid.

Generated By

ALGorithm Application Programmers Interface (ALGAPI)

For Whom

System Support Representative.

Notes

There are 4 key sizes supported by the AlgDH_ routines (512, 640, 1024, and 2048). This error is thrown if the key size specified is not one of the valid values or if the key size is different from that value specified when the DH structure was allocated.

Remedy

Please contact the Global Support Center.

0xe40000d9

Message

Cannot set P or G key after parameters are generated

Explanation

The P and G keys cannot be set after the public and private keys are generated.

Generated By

ALGorithm Application Programmers Interface (ALGAPI)

For Whom

System Support Representative.

Notes

This restriction is imposed by the implementation on 64-bit windows as the Microsoft's implementation of DH will not recalculate the public and private if they have already been generated.

Remedy

Please contact the Global Support Center.

0xe40000da

Message

Internal error setting the P key to value specified

Explanation

There was an internal error while trying to set the P key passed by the user.

Generated By

ALGorithm Application Programmers Interface (ALGAPI)

For Whom

System Support Representative.

Notes

If the error is seen on 64-bit Windows then the error occurred due to a failure of the CryptSetKeyParam function. On all other platforms the failure occurred because the key passed could not be converted to a bignum.

Remedy

Please contact the Global Support Center.

0xe40000db

Message

Internal error setting the G key to value specified

Explanation

There was an internal error while trying to set the P key passed by the user.

Generated By

ALGorithm Application Programmers Interface (ALGAPI)

For Whom

System Support Representative.

Notes

If the error is seen on 64-bit Windows then the error occurred due to a failure of the CryptSetKeyParam function. On all other platforms the failure occurred because the key passed could not be converted to a bignum.

Remedy

Please contact the Global Support Center.

0xe40000dc

Message

Key specified by user is not valid

Explanation

There was an error trying to set or retrieve the key specified by the user.

Generated By

ALGorithm Application Programmers Interface (ALGAPI)

For Whom

System Support Representative.

Notes

The user can set the P and G and can retrieve the P, G, PUBLIC and SECRET key. The user specified an invalid key when calling these functions. For example the user may have tried to set a value for the 'PUBLIC' key.

Remedy

Please contact the Global Support Center.

0xe40000dd

Message

The P key has not been set

Explanation

The user is trying to retrieve the value of the P key which was not generated or set by the user.

Generated By

ALGorithm Application Programmers Interface (ALGAPI)

For Whom

System Support Representative.

Notes

The user generally should retrieve the P key to send over to the peer after the system generates the 'P' and 'G' keys. The user needs to call the function to generate these keys before trying to retrieve them.

Remedy

Please contact the Global Support Center.

0xe40000de

Message

The G key has not been set

Explanation

The user is trying to retrieve the value of the G key which was not generated or set by the user.

Generated By

ALGorithm Application Programmers Interface (ALGAPI)

For Whom

System Support Representative.

Notes

The user generally should retrieve the G key to send over to the peer when the system generates the 'P' and 'G' keys. The user needs to call the function to generate these keys before trying to retrieve them.

Remedy

Please contact the Global Support Center.

0xe40000df

Message

The PUBLIC key has not been generated

Explanation

The user is trying to retrieve the value of the PUBLIC key which was not generated.

Generated By

ALGorithm Application Programmers Interface (ALGAPI)

For Whom

System Support Representative.

Notes

The user generally should retrieve the PUBLIC key to send over to the peer after the system generates the 'P' and 'G' keys. The user needs to call the function to generate the PUBLIC and PRIVATE keys before trying to retrieve them.

Remedy

Please contact the Global Support Center.

0xe40000e0

Message

The SECRET key has not been computed

Explanation

The user is trying to retrieve the value of the SECRET key which was not calculated.

Generated By

ALGorithm Application Programmers Interface (ALGAPI)

For Whom

System Support Representative.

Notes

The user generally should retrieve the SECRET key to send over to the peer after the system calculates it. The user needs to call the function to calculate the SECRET key before trying to retrieve it.

Remedy

Please contact the Global Support Center.

0xe40000e1

Message

The G key is no longer a VALID value

Explanation

The user is trying to retrieve the value of the G key which is no longer valid.

Generated By

ALGORITHM Application Programmers Interface (ALGAPI)

For Whom

System Support Representative.

Notes

When calculating the SECRET key the memory used to store the value of the G key is used to convert little endian values into big endian values and vice versa. For this reason the original value of the 'G' key cannot be retrieved. This error should be seen only on a 64-bit windows platform.

Remedy

Please contact the Global Support Center.

0xe40000e2

Message

Internal error: data structure size mismatch

Explanation

An internal error occurred where a difference in the size of a data structure was detected.

Generated By

ALGorithm Application Programmers Interface (ALGAPI)

For Whom

System Support Representative.

Notes

This error should occur on 64-bit Windows only. Based on MSDN documentation the size of the Windows data structures is hard coded. If there is a difference in the size on the running system then the underlying logic will fail. Hence we fail with this error before memory is corrupted.

Remedy

Please contact the Global Support Center.

0xe40000e3

Message

Generate key - keys not set or already generated

Explanation

The user called a function out of order or that was called before.

Generated By

ALGorithm Application Programmers Interface (ALGAPI)

For Whom

System Support Representative.

Notes

This error is due to a) The user called AlgDH_GenerateKey when the 'P' and 'G' keys were not generated or set or the user successfully called the function earlier. b) The user called AlgDH_ComputeKey when the PUBLIC key was not generated or the user successfully called the function earlier.

Remedy

Please contact the Global Support Center.

0xe40000e4

Message

Internal error: cannot generate P and G key

Explanation

There was an error with a low level function when we tried to generate the P and G key.

Generated By

ALGorithm Application Programmers Interface (ALGAPI)

For Whom

System Support Representative.

Notes

An internal error occurred when we tried to generate the 'P' and 'G' key.

Remedy

Please contact the Global Support Center.

0xe40000e5

Message

Internal error accessing key.

Explanation

There was error trying to export the first key.

Generated By

ALGorithm Application Programmers Interface (ALGAPI)

For Whom

System Support Representative.

Notes

Make a note of the ALG function that was called when this error was reported. This error should occur for 64-bit Windows only.

Remedy

Please contact the Global Support Center.

0xe40000e6

Message

Internal error accessing key.

Explanation

There was error trying to export the second key.

Generated By

ALGorithm Application Programmers Interface (ALGAPI)

For Whom

System Support Representative.

Notes

Make a note of the ALG function that was called when this error was reported. This error should occur for 64-bit Windows only.

Remedy

Please contact the Global Support Center.

0xe40000e7

Message

Internal error: cannot compute key

Explanation

There was an error with a low level function when we tried to compute the SECRET key.

Generated By

ALGorithm Application Programmers Interface (ALGAPI)

For Whom

System Support Representative.

Notes

There was an error when we tried to compute the SECRET key.

Remedy

Please contact the Global Support Center.

0xe40000e8

Message

Internal error: cannot initialize mp_int structure

Explanation

An error occurred during the initializing of an mp data structure.

Generated By

ALGorithm Application Programmers Interface (ALGAPI)

For Whom

System Support Representative.

Notes

This error should occur only on 64-bit Windows.

Remedy

Please contact the Global Support Center.

0xe40000e9

Message

Internal error: cannot initialize base value

Explanation

An error occurred during the initializing of the base value.

Generated By

ALGorithm Application Programmers Interface (ALGAPI)

For Whom

System Support Representative.

Notes

This error should occur only on 64-bit Windows.

Remedy

Please contact the Global Support Center.

0xe40000ea

Message

Internal error: cannot initialize exponent value

Explanation

An error occurred during the initializing of the exponent value.

Generated By

ALGorithm Application Programmers Interface (ALGAPI)

For Whom

System Support Representative.

Notes

This error should occur only on 64-bit Windows.

Remedy

Please contact the Global Support Center.

0xe40000eb

Message

Internal error: cannot initialize mod value

Explanation

An error occurred during the initializing of the modulus value.

Generated By

ALGorithm Application Programmers Interface (ALGAPI)

For Whom

System Support Representative.

Notes

This error should occur only on 64-bit Windows.

Remedy

Please contact the Global Support Center.

0xe40000ec

Message

Internal error: cannot compute secret key

Explanation

An error occurred computing the secret key.

Generated By

ALGorithm Application Programmers Interface (ALGAPI)

For Whom

System Support Representative.

Notes

This error should occur only on 64-bit Windows.

Remedy

Please contact the Global Support Center.

0xe40000ed

Message

Internal error: cannot retrieve secret key

Explanation

An error occurred during the extraction of the secret key from the data structures.

Generated By

ALGorithm Application Programmers Interface (ALGAPI)

For Whom

System Support Representative.

Notes

This error should occur only on 64-bit Windows.

Remedy

Please contact the Global Support Center.

0xe40000ee

Message

A NULL or invalid parameter was passed

Explanation

An error was detected with one of the parameters passed to an ALG function.

Generated By

ALGorithm Application Programmers Interface (ALGAPI)

For Whom

System Support Representative.

Notes

Please make a note of the ALG function being called. One of the arguments passed to the function was NULL.

Remedy

Please contact the Global Support Center.

0xe40000f0

Message

Could not allocate memory for BF context.

Explanation

System is running low on memory.

Generated By

ALGorithm Application Programmers Interface (ALGAPI)

For Whom

System Support Representative.

Notes

The system is possibly running low on memory.

Remedy

Please contact the Global Support Center.

0xe40000f1

Message

A NULL BF context was passed as an argument.

Explanation

The BF context was passed as an argument was NULL.

Generated By

ALGorithm Application Programmers Interface (ALGAPI)

For Whom

System Support Representative.

Notes

Make a note of the function that returned the error to the user. If this is a user developed application please pass the context returned by the AlgINIT_AllocateContext function call. If this is the parameter being passed then one reason for the error is memory corruption.

Remedy

Please contact the Global Support Center.

0xe40000f2

Message

An invalid BF context was passed as an argument.

Explanation

An invalid context pointer was passed to an AlgCIPHER_ function.

Generated By

ALGorithm Application Programmers Interface (ALGAPI)

For Whom

System Support Representative.

Notes

Make a note of the function that returned the error to the user. If this is a user developed application please pass the context returned by the AlgINIT_AllocateContext function call. If this is the parameter being passed then one reason for the error is memory corruption.

Remedy

Please contact the Global Support Center.

0xe40000f3

Message

An un-initialized BF context was passed as an argument.

Explanation

A pointer to a valid BF context was passed, but the structure has not been initialized.

Generated By

ALGorithm Application Programmers Interface (ALGAPI)

For Whom

System Support Representative.

Notes

Before an ALG context can be used to encrypt or decrypt data, it needs to be initialized.

Remedy

Please call the AlgCIPHER_InitializeContext to initialize the context.

0xe40000f4

Message

The BF QOP specified is not valid.

Explanation

The check of the values in the QOP structure failed.

Generated By

ALGorithm Application Programmers Interface (ALGAPI)

For Whom

System Support Representative.

Notes

The most likely cause of this error was because of the value of the Cipher algorithm in the QOP was not BF.

Remedy

Please contact the Global Support Center.

0xe40000f5

Message

An invalid (likely NULL) parameter was passed to a BF function call.

Explanation

An invalid (most likely un-initialized) parameter was passed to the ALG library function.

Generated By

ALGorithm Application Programmers Interface (ALGAPI)

For Whom

System Support Representative.

Notes

The pAlgCipher structure or one of its members was possibly NULL.

Remedy

Please contact the Global Support Center.

0xe40000f6

Message

The BF key passed as an argument is too small

Explanation

The length of the BF key passed to the AlgCIPHER_InitializeContext was too small.

Generated By

ALGorithm Application Programmers Interface (ALGAPI)

For Whom

System Support Representative.

Notes

The length of the BF key passed to the AlgCIPHER_InitializeContext should be at least 16 bytes.

Remedy

Please contact the Global Support Center.

0xe40000f7

Message

The length of the input buffer specified is not valid.

Explanation

Based on internal checks implemented the length of the input buffer to be encrypted or decrypted is not valid.

Generated By

ALGorithm Application Programmers Interface (ALGAPI)

For Whom

System Support Representative.

Notes

The internal checks look at the mode and padding, if padding was enabled then the input buffer length should always be a multiple of the block size. If padding was disabled but the mode was CBC/ECB then the input buffer length should always be a multiple of the block size.

Remedy

Please contact the Global Support Center.

0xe40000f8

Message

The PAD value specified in the QOP is not supported.

Explanation

The pad value specified in the QOP structure is not valid.

Generated By

ALGorithm Application Programmers Interface (ALGAPI)

For Whom

System Support Representative.

Notes

There are currently two pad values supported by the ALG interface NO_PADDING and PKCS_PADDING. The pad value specified in the QOP structure passed as an argument was not one of these values.

Remedy

Please contact the Global Support Center.

0xe40000f9

Message

The MODE value specified in the QOP is not supported.

Explanation

The mode value specified in the QOP structure is not valid.

Generated By

ALGORITHM Application Programmers Interface (ALGAPI)

For Whom

System Support Representative.

Notes

There are currently four mode values supported by the ALG interface ECB/CBC/CFB and OFB. The mode specified in the QOP structure passed as an argument was not one of these values.

Remedy

Please contact the Global Support Center.

0xe40000fa

Message

The output buffer to store the encrypted/decrypted data is small.

Explanation

The length of the output buffer passed is not sufficient to store the encrypted or decrypted data.

Generated By

ALGORITHM Application Programmers Interface (ALGAPI)

For Whom

System Support Representative.

Notes

A bigger buffer needs to be passed, the maximum size of the output buffer would be the length of the input buffer.

Remedy

Please contact the Global Support Center.

0xe40000fb

Message

An error was detected with the length of the input buffer

Explanation

Based on internal checks implemented the length of the input buffer to be encrypted or decrypted is not valid.

Generated By

ALGORITHM Application Programmers Interface (ALGAPI)

For Whom

System Support Representative.

Notes

The internal checks look at the mode and padding, if padding was enabled then the input buffer length should always be a multiple of the block size. If padding was disabled but the mode was CBC/ECB then the input buffer length should always be a multiple of the block size.

Remedy

Please contact the Global Support Center.

0xe40000fc

Message

An error was detected with the length of the input buffer

Explanation

The length of the BF key passed to the AlgCIPHER_InitializeContext is incorrect.

Generated By

ALGorithm Application Programmers Interface (ALGAPI)

For Whom

System Support Representative.

Notes

The length of the BF key passed to the AlgCIPHER_InitializeContext should be 16 bytes.

Remedy

Please contact the Global Support Center.

0xe40000fd

Message

An error was detected with the pad values during decryption using BF

Explanation

An internal error occurred while decrypting the pad bytes.

Generated By

ALGorithm Application Programmers Interface (ALGAPI)

For Whom

System Support Representative.

Notes

An internal error occurred while decrypting the pad bytes.

Remedy

Please contact the Global Support Center.

0xe40000fe

Message

The pad value after decryption using BF is not valid.

Explanation

An error was detected while checking the value of all the bytes in the pad.

Generated By

ALGorithm Application Programmers Interface (ALGAPI)

For Whom

System Support Representative.

Notes

The value of any byte in the pad should never be greater than the block size. In this case one of the bytes failed this case.

Remedy

Please contact the Global Support Center.

0xe40000ff

Message

All the pad values in the PAD (using BF) were not the same.

Explanation

An error was detected while checking the value of all the bytes in the pad.

Generated By

ALGorithm Application Programmers Interface (ALGAPI)

For Whom

System Support Representative.

Notes

The value of all the byte in the pad should be the same. In this case one of the bytes failed this case.

Remedy

Please contact the Global Support Center.

0xe4000100

Message

The MD5 digest verification failed

Explanation

The digest or digital signature verification failed.

Generated By

ALGorithm Application Programmers Interface (ALGAPI)

For Whom

System Support Representative.

Notes

explanation:1. The digest does not match.2. The data is corrupted

Remedy

Please contact the Global Support Center.

0xe4000104

Message

Could not allocate memory for AES context.

Explanation

System is running low on memory.

Generated By

ALGorithm Application Programmers Interface (ALGAPI)

For Whom

System Support Representative.

Notes

The system is possibly running low on memory.

Remedy

Please contact the Global Support Center.

0xe4000105

Message

NULL AES context was passed as an argument.

Explanation

A NULL AES context was passed as an argument.

Generated By

ALGorithm Application Programmers Interface (ALGAPI)

For Whom

System Support Representative.

Notes

Make a note of the function that returned the error to the user. If this is a user developed application please pass the context returned by theAlgINIT_AllocateContext function call. If this is the parameter being passed then one reason for the error is memory corruption.

Remedy

Please contact the Global Support Center.

0xe4000106

Message

An invalid AES context was passed as an argument.

Explanation

An invalid context pointer was passed to an AlgCIPHER_ function.

Generated By

ALGorithm Application Programmers Interface (ALGAPI)

For Whom

System Support Representative.

Notes

Make a note of the function that returned the error to the user. If this is a user developed application please pass the context returned by theAlgINIT_AllocateContext function call. If this is the parameter being passed then one reason for the error is memory corruption.

Remedy

Please contact the Global Support Center.

0xe4000107

Message

An un-initialized AES context was passed as an argument.

Explanation

A pointer to a valid AES context was passed, but the structure has not been initialized.

Generated By

ALGORITHM Application Programmers Interface (ALGAPI)

For Whom

System Support Representative.

Notes

Before an ALG context can be used to encrypt or decrypt data, it needs to be initialized. Please call the AlgCIPHER_InitializeContext to initialize the context.

Remedy

Please contact the Global Support Center.

0xe4000108

Message

The AES QOP specified is not valid.

Explanation

The check of the values in the QOP structure failed.

Generated By

ALGORITHM Application Programmers Interface (ALGAPI)

For Whom

System Support Representative.

Notes

The most likely cause of this error was because of the value of the Cipher algorithm in the QOP was not AES.

Remedy

Please contact the Global Support Center.

0xe4000109

Message

An invalid (likely NULL) parameter was passed to an AES function call.

Explanation

An invalid (most likely un-initialized) parameter was passed to the ALG library function.

Generated By

ALGORITHM Application Programmers Interface (ALGAPI)

For Whom

System Support Representative.

Notes

The pAlgCipher structure or one of its members was possibly NULL.

Remedy

Please contact the Global Support Center.

0xe400010a

Message

The AES key passed as an argument is too small

Explanation

The length of the AES key passed to the AlgCIPHER_InitializeContext was too small.

Generated By

ALGORITHM Application Programmers Interface (ALGAPI)

For Whom

System Support Representative.

Notes

The length of the AES key passed to the AlgCIPHER_InitializeContext should be at least 16 bytes.

Remedy

Please contact the Global Support Center.

0xe400010b

Message

The AES key length specified is not valid.

Explanation

The key length passed as an argument in the QOP structure is not valid.

Generated By

ALGorithm Application Programmers Interface (ALGAPI)

For Whom

System Support Representative.

Notes

The key length for the export version of the software can only be 128. For the domestic version the key length can also be 192 or 256 bits. The value passed is not one of these values.

Remedy

Please contact the Global Support Center.

0xe400010c

Message

The AES key passed is smaller than the key length specified

Explanation

The length of the key passed is less than the length of the key requested for.

Generated By

ALGorithm Application Programmers Interface (ALGAPI)

For Whom

System Support Representative.

Notes

The user may have requested to do 256 bit encryption, but the key that was provided as an argument was less than 256.

Remedy

Please contact the Global Support Center.

0xe400010d

Message

An error occurred while setting up the AES encrypt key

Explanation

An internal error occurred when setting up the encrypt key.

Generated By

ALGORITHM Application Programmers Interface (ALGAPI)

For Whom

System Support Representative.

Notes

There was a failure when the encrypt key data structures were being initialized.

Remedy

Please contact the Global Support Center.

0xe400010e

Message

An error occurred while setting up the AES decrypt key

Explanation

An internal error occurred when setting up the decrypt key.

Generated By

ALGORITHM Application Programmers Interface (ALGAPI)

For Whom

System Support Representative.

Notes

There was a failure when the decrypt key data structures were being initialized.

Remedy

Please contact the Global Support Center.

0xe400010f

Message

The input data length for the CBC/ECB mode should be a multiple of 16

Explanation

When using the CBC or ECB mode with no padding the length of the input buffer should always be a multiple of 16 bytes.

Generated By

ALGORITHM Application Programmers Interface (ALGAPI)

For Whom

System Support Representative.

Notes

The user requested for encryption or decryption using the CBC or ECB mode. For these two modes the input buffer length should always be a multiple of the AES block size (which is 16 bytes).

Remedy

Please contact the Global Support Center.

0xe4000110

Message

The PAD value specified in the QOP is not supported.

Explanation

The pad value specified in the QOP structure is not valid.

Generated By

ALGORITHM Application Programmers Interface (ALGAPI)

For Whom

System Support Representative.

Notes

There are currently two pad values supported by the ALG interface NO_PADDING and PKCS_PADDING. The pad value specified in the QOP structure passed as an argument was not one of these values.

Remedy

Please contact the Global Support Center.

0xe4000111

Message

The MODE value specified in the QOP is not supported.

Explanation

The mode value specified in the QOP structure is not valid.

Generated By

ALGorithm Application Programmers Interface (ALGAPI)

For Whom

System Support Representative.

Notes

There are currently four mode values supported by the ALG interface ECB/CBC/CFB and OFB. The mode specified in the QOP structure passed as an argument was not one of these values.

Remedy

Please contact the Global Support Center.

0xe4000112

Message

The output buffer to store the encrypted/decrypted data is small.

Explanation

The length of the output buffer passed is not sufficient to store the encrypted or decrypted data.

Generated By

ALGorithm Application Programmers Interface (ALGAPI)

For Whom

System Support Representative.

Notes

A bigger buffer needs to be passed, the maximum size of the output buffer would be the length of the input buffer.

Remedy

Please contact the Global Support Center.

0xe4000113

Message

The key length in the QOP does not match the initialized key length.

Explanation

The user requested for encryption/decryption with an invalid key length.

Generated By

ALGorithm Application Programmers Interface (ALGAPI)

For Whom

System Support Representative.

Notes

The user during initialization of the AES structure specified a key length. When the user wanted to encrypt or decrypt data, a different key length was specified in the QOP.

Remedy

Please contact the Global Support Center.

0xe4000114

Message

An error was detected with the length of the input buffer

Explanation

Based on internal checks implemented the length of the input buffer to be encrypted or decrypted is not valid.

Generated By

ALGorithm Application Programmers Interface (ALGAPI)

For Whom

System Support Representative.

Notes

The internal checks look at the mode and padding, if padding was enabled then the input buffer length should always be a multiple of the block size. If padding was disabled but the mode was CBC/ECB then the input buffer length should always be a multiple of the block size.

Remedy

Please contact the Global Support Center.

0xe4000115

Message

An error was detected with the pad values during decryption using AES

Explanation

An internal error occurred while decrypting the pad bytes.

Generated By

ALGORITHM Application Programmers Interface (ALGAPI)

For Whom

System Support Representative.

Notes

None

Remedy

Please contact the Global Support Center.

0xe4000116

Message

The pad value after decryption using AES is not valid.

Explanation

An error was detected while checking the value of all the bytes in the pad.

Generated By

ALGorithm Application Programmers Interface (ALGAPI)

For Whom

System Support Representative.

Notes

The value of any byte in the pad should never be greater than the block size. In this case one of the bytes failed this case.

Remedy

Please contact the Global Support Center.

0xe4000117

Message

All the pad values in the PAD (using AES) were not the same.

Explanation

An error was detected while checking the value of all the bytes in the pad.

Generated By

ALGorithm Application Programmers Interface (ALGAPI)

For Whom

System Support Representative.

Notes

The value of all the byte in the pad should be the same. In this case one of the bytes failed this case.

Remedy

Please contact the Global Support Center.

0xe4000119

Message

A MD5 context could not be allocated

Explanation

System is running low on memory.

Generated By

ALGorithm Application Programmers Interface (ALGAPI)

For Whom

System Support Representative.

Notes

The system is possibly running low on memory.

Remedy

Please contact the Global Support Center.

0xe400011a

Message

A NULL MD5 context was passed as a parameter

Explanation

An invalid MD5 context was passed as a parameter

Generated By

ALGorithm Application Programmers Interface (ALGAPI)

For Whom

System Support Representative.

Notes

Make a note of the function that returned the error to the user. If this is a user developed application please pass the context returned by the `AlgINIT_AllocateContext` function call. If this is the parameter being passed then one reason for the error is memory corruption.

Remedy

Please contact the Global Support Center.

0xe400011b

Message

An invalid MD5 context was passed as a parameter

Explanation

An invalid context pointer was passed to an AlgDIGEST_ function.

Generated By

ALGorithm Application Programmers Interface (ALGAPI)

For Whom

System Support Representative.

Notes

Make a note of the function that returned the error to the user. If this is a user developed application please pass the context returned by the AlgINIT_AllocateContext function call. If this is the parameter being passed then one reason for the error is memory corruption.

Remedy

Please contact the Global Support Center.

0xe400011c

Message

The QOP passed to the MD5 function is not valid

Explanation

The check of the values in the QOP structure failed.

Generated By

ALGorithm Application Programmers Interface (ALGAPI)

For Whom

System Support Representative.

Notes

The most likely cause of this error was because of the value of the Digest algorithm in the QOP was not MD5.

Remedy

Please contact the Global Support Center.

0xe400011d

Message

An invalid (probably NULL) parameter was passed to a MD5 function

Explanation

An invalid (most likely un-initialized) parameter was passed to the ALG library function.

Generated By

ALGorithm Application Programmers Interface (ALGAPI)

For Whom

System Support Representative.

Notes

The pAlgDigest structure or one of its members was possibly NULL.

Remedy

Please contact the Global Support Center.

0xe400011e

Message

The MD5 buffer length specified is not valid.

Explanation

A buffer of too small a length was passed as an argument.

Generated By

ALGorithm Application Programmers Interface (ALGAPI)

For Whom

System Support Representative.

Notes

The buffer that contains the digest (VerifyDigest) or the buffer that will contain the digest (GenerateDigest) is not large enough for the requested operation.

Remedy

Please contact the Global Support Center.

0xe400011f

Message

The MD5 digest length specified is not correct

Explanation

The length of the digest or digital signature is not valid.

Generated By

ALGorithm Application Programmers Interface (ALGAPI)

For Whom

System Support Representative.

Notes

The length of the digital signature of the MD5 algorithm is 16. The length provided as input (length is a member in the data structure) is not 16.

Remedy

Please contact the Global Support Center.

0xe4000122

Message

Could not allocate memory for a SHA1,SHA256 or SHA512 context

Explanation

System is running low on memory.

Generated By

ALGorithm Application Programmers Interface (ALGAPI)

For Whom

System Support Representative.

Notes

The system is possibly running low on memory.

Remedy

Please contact the Global Support Center.

0xe4000123

Message

A NULL SHA1,SHA256 or SHA512 context was passed as a parameter

Explanation

An invalid SHA1,SHA256 or SHA512 context was passed as a parameter

Generated By

ALGorithm Application Programmers Interface (ALGAPI)

For Whom

System Support Representative.

Notes

Make a note of the function that returned the error to the user. If this is a user developed application please pass the context returned by theAlgINIT_AllocateContext function call. If this is the parameter being passed then one reason for the error is memory corruption.

Remedy

Please contact the Global Support Center.

0xe4000124

Message

An invalid SHA1,SHA256 or SHA512 context was passed as a parameter

Explanation

An invalid context pointer was passed to an AlgDIGEST_ function.

Generated By

ALGorithm Application Programmers Interface (ALGAPI)

For Whom

System Support Representative.

Notes

Make a note of the function that returned the error to the user. If this is a user developed application please pass the context returned by theAlgINIT_AllocateContext function call. If this is the parameter being passed then one reason for the error is memory corruption.

Remedy

Please contact the Global Support Center.

0xe4000125

Message

The QOP passed to the SHA1,SHA256 or SHA512 function is not valid

Explanation

The check of the values in the QOP failed.

Generated By

ALGorithm Application Programmers Interface (ALGAPI)

For Whom

System Support Representative.

Notes

The most likely cause of this error was because of the value of the Digestalgorithm in the QOP was not SHA_1.

Remedy

Please contact the Global Support Center.

0xe4000126

Message

An invalid (probably NULL) parameter was passed to a SHA1,SHA256 or SHA512 function

Explanation

An invalid (most likely un-initialized) parameter was passed to the ALG library function.

Generated By

ALGorithm Application Programmers Interface (ALGAPI)

For Whom

System Support Representative.

Notes

The pAlgDigest structure or one of its members was possibly NULL.

Remedy

Please contact the Global Support Center.

0xe4000127

Message

The SHA1,SHA256 or SHA512 buffer length specified is not valid.

Explanation

A buffer of too small a length was passed as an argument.

Generated By

ALGorithm Application Programmers Interface (ALGAPI)

For Whom

System Support Representative.

Notes

The buffer that contains the digest (VerifyDigest) or the buffer that will contain the digest (GenerateDigest) is not large enough for the requested operation.

Remedy

Please contact the Global Support Center.

0xe4000128

Message

The SHA1,SHA256 or SHA512 digest length specified is not correct

Explanation

The length of the digest or digital signature is not valid.

Generated By

ALGorithm Application Programmers Interface (ALGAPI)

For Whom

System Support Representative.

Notes

The length of the digital signature of the SHA digest algorithm is SHA1 - 20 bytesSHA256 - 32 bytesSHA512 - 64 bytesThe length provided as input (length is a member in the data structure) does not match the specified algorithm length.

Remedy

Please contact the Global Support Center.

0xe400012b

Message

The SHA1, SHA256 or SHA512 digest verification failed

Explanation

The digest or digital signature verification failed.

Generated By

ALGORITHM Application Programmers Interface (ALGAPI)

For Whom

System Support Representative.

Notes

1. The Digest does not match.2. The data is corrupted

Remedy

Please contact the Global Support Center.

Database Stored Procedure Compilation Messages

Stored procedure compilation messages indicate that an error or warning was detected in source code submitted to the Stored Procedure compiler.

Each message starts with SPL and a four-digit number, followed by E for an error or W for a warning. A line number in parentheses (L%d) indicates where the error or warning was detected in the source code.

SPL0001

Message

"%s: Internal error. Unable to open file '%s'. "

Explanation

The file '<name>' could not be opened

Generated By

TSP module.

For Whom

End user.

Notes

None

Remedy

Verify the file name specified in the request and resubmit it.

SPL0002

Message

"%s: Internal error. Unable to initialize."

Explanation

The SPL Compiler internal error

Generated By

TSP module.

For Whom

End user.

Notes

None

Remedy

Report to the System Administrator

SPL1001

Message

"%s:E(L%d), Unexpected text '%s' in place of parameter."

Explanation

The incorrect stored procedure parameter declaration on the indicated line.

Generated By

TSP module.

For Whom

End user.

Notes

None

Remedy

Verify the syntax and correct the parameter specification as appropriate

SPL1002

Message

"%s:E(L%d), Unexpected text '%s' in place of variable."

Explanation

The incorrect variable declaration on the indicated line

Generated By

TSP module.

For Whom

End user.

Notes

None

Remedy

Verify the syntax and correct the variable specification as appropriate.

SPL1003

Message

"%s:E(L%d), Unexpected text '%s' in place of statement."

Explanation

a. Check if there is any syntax error in the previous statement. b. Unexpected text is found while expecting an SPL statement on the indicated line

Generated By

TSP module.

For Whom

End user.

Notes

None

Remedy

a. Verify and correct the syntax in the previous statement as appropriate. b. Remove the text and specify an SPL statement as appropriate.

SPL1004

Message

"%s:E(L%d), Unexpected text '%s' in place of statement in EH."

Explanation

Never Occurs

Generated By

TSP module.

For Whom

End user.

Notes

None

Remedy

N/A

SPL1005

Message

"%s:E(L%d), Unexpected text '%s' in place of LABEL name."

Explanation

The ITERATE or LEAVE statement on the indicated line number is not followed by a valid Label.

Generated By

TSP module.

For Whom

End user.

Notes

None

Remedy

Verify and specify an appropriate label name with the ITERATE or LEAVE statement.

SPL1006

Message

"%s:E(L%d), Unexpected text '%s' in place of FOR loop identifier."

Explanation

Generated By

TSP module.

For Whom

End user.

Notes

None

Remedy

N/A

SPL1007

Message

"%s:E(L%d), Unexpected text '%s' in place of cursor SELECT statement."

Explanation

Syntax Error in the Select statement of the FOR cursor statement

Generated By

TSP module.

For Whom

End user.

Notes

None

Remedy

Check the syntax of the Select statement and resubmit

SPL1008

Message

"%s:E(L%d), Unexpected text '%s' in place of literal or system variable."

Explanation

Syntax Error

Generated By

TSP module.

For Whom

End user.

Notes

None

Remedy

Check the syntax and insert a correct literal or system variable

SPL1009

Message

"%s:E(L%d), Invalid or missing data type '%s'."

Explanation

The data type is not a valid SPL data type.

Generated By

TSP module.

For Whom

End user.

Notes

None

Remedy

Enter a valid data type and verify the syntax

SPL1010

Message

"%s:E(L%d), Unexpected text '%s' in place of data type attribute."

Explanation

Syntax Error.

Generated By

TSP module.

For Whom

End user.

Notes

None

Remedy

The data type attribute can be a number or a series of numbers separated by a comma.

SPL1011

Message

"%s:E(L%d), Identifier '%s' exceeding '%d' chars."

Explanation

The identifier length is more than permissible.

Generated By

TSP module.

For Whom

End user.

Notes

None

Remedy

Make the length of the identifier less than the maximum allowed identifier length

SPL1012

Message

"%s:E(L%d), Invalid or missing attribute for data type '%s'."

Explanation

The data type should not have attribute value or the data type should have a valid attribute

Generated By

TSP module.

For Whom

End user.

Notes

None

Remedy

Check for the data types and the allowed attributes associated with it.

SPL1013

Message

"%s:E(L%d), Unexpected text '%s' in place of parameter type/name."

Explanation

Syntax Error

Generated By

TSP module.

For Whom

End user.

Notes

None

Remedy

Check the syntax of the parameter list and see that parameter declaration is correct and the parameter and the parameter type is valid

SPL1014

Message

"%s:E(L%d), Identifier '%s' length '%d'."

Explanation

Not Used.

Generated By

TSP module.

For Whom

End user.

Notes

None

Remedy

N/A

SPL1015

Message

"%s:E(L%d), Invalid or missing comma."

Explanation

Syntax Error

Generated By

TSP module.

For Whom

End user.

Notes

None

Remedy

Check for a missing comma or some syntax error.

SPL1016

Message

"%s:E(L%d), Invalid missing default value '%s'."

Explanation

The default value corresponding to the given data type is inappropriate.

Generated By

TSP module.

For Whom

End user.

Notes

None

Remedy

Give the appropriate default value corresponding to the data type

SPL1017

Message

"%s:E(L%d), Unexpected text '%s' in place of keyword HANDLER."

Explanation

Syntax Error in the Error Handler Statement.

Generated By

TSP module.

For Whom

End user.

Notes

None

Remedy

The syntax of the Error Handler Statement is wrong check for the syntax

SPL1018

Message

"%s:E(L%d), Unexpected text '%s' in place of keyword BEGIN."

Explanation

Syntax Error

Generated By

TSP module.

For Whom

End user.

Notes

None

Remedy

Check the syntax for the statement and see whether the key word BEGIN is missing

SPL1019

Message

"%s:E(L%d), Unexpected text '%s' in place of keyword FOR."

Explanation

Syntax Error

Generated By

TSP module.

For Whom

End user.

Notes

None

Remedy

The keyword FOR is missing check for the syntax of the statement and Resubmit the Request.

SPL1020

Message

"%s:E(L%d), Invalid or missing SQLSTATE value '%s'."

Explanation

The SQLSTATE value specified is incorrect.

Generated By

TSP module.

For Whom

End user.

Notes

None

Remedy

Check the syntax and verify if the SQLSTATE value specified is a valid teradata SQL state value

SPL1021

Message

"%s:E(L%d), Unexpected text '%s' in place of colon."

Explanation

Syntax Error

Generated By

TSP module.

For Whom

End user.

Notes

None

Remedy

Check for a missing colon in the syntax of the statement and Resubmit

SPL1022

Message

"%s:E(L%d), Unexpected text '%s' in place of END LABEL."

Explanation

The termination of the iterative statement is improper.

Generated By

TSP module.

For Whom

End user.

Notes

None

Remedy

If you specified a label for an iterative statement see that at the end there is an end statement corresponding to the label specified

SPL1023

Message

"%s:E(L%d), Unexpected text '%s' in place of FOR/WHILE/REPEAT/LOOP."

Explanation

The label definition should be followed by a valid iterative statement

Generated By

TSP module.

For Whom

End user.

Notes

None

Remedy

The Label definition(identifier followed by a Colon), should be followed by FOR/WHILE/REPEAT/LOOP Iterative statement.

SPL1024

Message

"%s:E(L%d), Unexpected text '%s' in place of DO."

Explanation

Syntax Error

Generated By

TSP module.

For Whom

End user.

Notes

None

Remedy

Look for the syntax and look out for a missing keyword DO.

SPL1025

Message

"%s:E(L%d), Unexpected text '%s' in cursor definition."

Explanation

Syntax Error

Generated By

TSP module.

For Whom

End user.

Notes

None

Remedy

Check for the syntax in the cursor statement. Check whether the select statement is terminated properly or whether any key words are missing.

SPL1026

Message

"%s:E(L%d), Invalid or missing expression '%s'."

Explanation

The arithmetic expression is incorrect.

Generated By

TSP module.

For Whom

End user.

Notes

None

Remedy

Check whether the LHS and RHS or the operator is valid. Also look out for the termination of the expression. The termination can be either specific keywords (DO/THEN/etc) or a semicolon

SPL1027

Message

"%s:E(L%d), Missing/Invalid SQL statement'%s'."

Explanation

Syntax Error

Generated By

TSP module.

For Whom

End user.

Notes

None

Remedy

Check for the syntax of the SQL Statement. Refer to the Manual if need be.

SPL1028

Message

"%s:E(L%d), Illegal attempt to modify symbol '%s'."

Explanation

The Keywords or Reserved Key words cannot be modified.

Generated By

TSP module.

For Whom

End user.

Notes

None

Remedy

The Keywords or the Reserved words cannot be modified by the user. The Reserve words cannot be on the left hand side of the SET statement

SPL1029

Message

"%s:E(L%d), Unexpected text '%s'."

Explanation

The user defined identifier is an invalid identifier.

Generated By

TSP module.

For Whom

End user.

Notes

None

Remedy

The user defined variable/identifier cannot be a Reserved Key word.

SPL1030

Message

"%s:E(L%d), Referring to undefined cursor '%s'."

Explanation

Syntax Error.

Generated By

TSP module.

For Whom

End user.

Notes

None

Remedy

Look out whether the symbol is defined in the cursor select statement or not.

SPL1031

Message

"%s:E(L%d), Referring to undefined alias '%s'."

Explanation

The symbol is not defined as an alias.

Generated By

TSP module.

For Whom

End user.

Notes

None

Remedy

Check whether the symbol referenced is a declared alias or not.

SPL1032

Message

"%s:E(L%d), Unexpected text '%s' in place of keyword PROCEDURE."

Explanation

Syntax Error

Generated By

TSP module.

For Whom

End user.

Notes

None

Remedy

The CREATE key word should be followed by PROCEDURE Keyword

SPL1033

Message

"%s:E(L%d), Unexpected text '%s'."

Explanation

Syntax Error

Generated By

TSP module.

For Whom

End user.

Notes

None

Remedy

Check for the syntax of the present statement and still there exists a error check the previous and subsequent statements for syntax error

SPL1034

Message

"%s:E(L%d), Unexpected text/Teradata reserved word '%s'."

Explanation**Generated By**

TSP module.

For Whom

End user.

Notes

None

Remedy

N/A

SPL1035

Message

"%s:E(L%d), No loop context for LEAVE statement with label '%s'."

Explanation

Inappropriate place for LEAVE Statement to occur.

Generated By

TSP module.

For Whom

End user.

Notes

None

Remedy

The leave statement should refer to a label which is only its scope.

SPL1036

Message

"%s:E(L%d), Unexpected text '%s' in place of END LABEL '%s'."

Explanation

The termination of the labeled iterative statement is improper.

Generated By

TSP module.

For Whom

End user.

Notes

None

Remedy

The Labeled Iterative statement should be terminated by the statement END "label name".

SPL1037

Message

"%s:E(L%d), SELECT SQL without INTO clause."

Explanation

The INTO clause is improper or invalid.

Generated By

TSP module.

For Whom

End user.

Notes

None

Remedy

The Select statement should have a valid into clause check the syntax for the select statement and resubmit

SPL1038

Message

"%s:E(L%d), Mismatch in the numbers of columns projected and fields in INTO clause."

Explanation

Syntax Error

Generated By

TSP module.

For Whom

End user.

Notes

None

Remedy

Check whether the select clause has as many table columns as the INTO clause is being assigned.

SPL1039

Message

"%s:E(L%d), Invalid WHERE CURRENT OF in SQL."

Explanation

Not used

Generated By

TSP module.

For Whom

End user.

Notes

None

Remedy

N/A

SPL1040

Message

"%s:E(L%d), Invalid definition for stored procedure '%s'."

Explanation

Error from the database. The BEGIN CREATE PROCEDURE request is incorrect.

Generated By

TSP module.

For Whom

End user.

Notes

None

Remedy

There maybe a syntax error in the CREATE(REPLACE) PROCEDURE request. The error may be in the parameter list or in the default value or it can be in the stored procedure name. The message part in this error will be more specific regarding this error

SPL1041

Message

"%s:E(L%d), Missing close comment delimiter '*/'."

Explanation

The comment in the indicated line is not terminated with the close delimiter

Generated By

TSP module.

For Whom

End user.

Notes

None

Remedy

Terminate the comment as appropriate.

SPL1042

Message

"%s:E(L%d), Invalid or missing stored procedure name."

Explanation

The stored procedure name is incorrect.

Generated By

TSP module.

For Whom

End user.

Notes

None

Remedy

The stored procedure name is incorrect. It has to be a valid identifier and in case of CREATE it has to be some unique name.

SPL1043

Message

"%s:E(L%d), Unexpected text '%s' in place of keyword END."

Explanation

Syntax Error.

Generated By

TSP module.

For Whom

End user.

Notes

None

Remedy

The End keyword is expected and it is missing. Check for the END Keyword and check the syntax.

SPL1044

Message

"%s:E(L%d), Integral value must be between '%d' and '%d'."

Explanation

The Attribute given is incorrect.

Generated By

TSP module.

For Whom

End user.

Notes

None

Remedy

The Attribute have a given range and should be between them. The attribute's value in the lower attribute position should be less than the value in the higher attribute position.

SPL1045

Message

"%s:E(L%d), Invalid or missing INTO clause."

Explanation

Syntax Error.

Generated By

TSP module.

For Whom

End user.

Notes

None

Remedy

The keyword INTO is missing. Check out the syntax

SPL1046

Message

"%s:E(L%d), Cursor nesting exceeding limit of '%d'."

Explanation

The nesting level should not exceed 15.

Generated By

TSP module.

For Whom

End user.

Notes

None

Remedy

Look for the number of nesting levels. And change the code so that the nesting level cannot exceed the maximum allowed.

SPL1048

Message

"%s:E(L%d), Unexpected text '%s' in place of SPL statement."

Explanation

Syntax Error.

Generated By

TSP module.

For Whom

End user.

Notes

None

Remedy

Check whether the encountered statement is a valid SPL statement or not. The error can also come if the previous SPL statement was not properly terminated.

SPL1051

Message

"%s:E(L%d), Expecting DECLARE HANDLER FOR keyword or invalid FOR statement."

Explanation

Syntax Error.

Generated By

TSP module.

For Whom

End user.

Notes

None

Remedy

The FOR keyword may be missing or there may be a syntax error in the Error handler FOR statement.

SPL1052

Message

"%s:E(L%d), Duplicate SQLSTATE code '%s'."

Explanation

The action for a particular SQLSTATE code can only be defined only once.

Generated By

TSP module.

For Whom

End user.

Notes

None

Remedy

The action for a particular SQLSTATE code can only be defined once. The SQLSTATE code has to be unique.

SPL1053

Message

"%s:E(L%d), Missing '=' sign in SET statement."

Explanation

Syntax Error.

Generated By

TSP module.

For Whom

End user.

Notes

None

Remedy

Check for the syntax in the expression statement of the SET statement.

SPL1054

Message

"%s:E(L%d), Duplicate condition name '%s'."

Explanation

The action for a particular condition name can only be defined only once.

Generated By

TSP module.

For Whom

End user.

Notes

None

Remedy

The action for a particular condition name can only be defined once. Either condition name or the SQLSTATE code has to be unique

SPL1055

Message

"%s:E(L%d), Unexpected text '%s' in place of column list/expressions in SELECT-INTO statement."

Explanation

Syntax Error.

Generated By

TSP module.

For Whom

End user.

Notes

None

Remedy

The statement Select * of the SQL is not valid in the Stored procedures. Either this might be the error.The Select should have at least one column reference.

SPL1056

Message

"%s:E(L%d), Unexpected text default value %s in OUT parameter '%s'."

Explanation**Generated By**

TSP module.

For Whom

End user.

Notes

None

Remedy

N/A

SPL1057

Message

"%s:E(L%d), Error in parameter list."

Explanation

Syntax error.

Generated By

TSP module.

For Whom

End user.

Notes

None

Remedy

Look out for the syntax in the parameters declaration.

SPL1058

Message

"%s:E(L%d), No loop context for ITERATE statement with label '%s'."

Explanation

Inappropriate place for ITERATE Statement to occur.

Generated By

TSP module.

For Whom

End user.

Notes

None

Remedy

The ITERATE statement should refer to a label which is only its scope.

SPL1059

Message

"%s:E(L%d), Unexpected text '%s' in place of semicolon."

Explanation

Syntax Error.

Generated By

TSP module.

For Whom

End user.

Notes

None

Remedy

The SPL Statement should be terminated by semicolon. Check out for the missing Semicolons.

SPL1060

Message

"%s:E(L%d), Unexpected text '%s' in place of END IF / END FOR / END WHILE / END REPEAT / END LOOP."

Explanation

Syntax Error.

Generated By

TSP module.

For Whom

End user.

Notes

None

Remedy

The iterative statement should be terminated either by END IF/END FOR/END WHILE/END REPEAT/END LOOP. Check out whether the termination of the iterative statement is correct or not.

SPL1061

Message

"%s:E(L%d), Invalid data type '%s'."

Explanation

Syntax Error.

Generated By

TSP module.

For Whom

End user.

Notes

None

Remedy

The LONG data type should be followed either by VARCHAR or VARGRAPHIC.

SPL1062

Message

"%s:E(L%d), Unexpected text '%s' in place of keyword CONTINUE/EXIT/UNDO."

Explanation

Syntax Error.

Generated By

TSP module.

For Whom

End user.

Notes

None

Remedy

The DECLARE keyword in the error handler statement should be followed by either CONTINUE/EXIT/UNDO.

SPL1063

Message

"%s:E(L%d), Unexpected text '%s' in place of keyword CURSOR."

Explanation

Syntax Error.

Generated By

TSP module.

For Whom

End user.

Notes

None

Remedy

Check the syntax and look out for the missing key word CURSOR.

SPL1064

Message

"%s:E(L%d), Unexpected text '%s' in place of AS."

Explanation

Syntax Error.

Generated By

TSP module.

For Whom

End user.

Notes

None

Remedy

The Keyword AS is missing.

SPL1065

Message

"%s:E(L%d), Unexpected text '%s' in place of keyword SQLSTATE."

Explanation

Syntax Error.

Generated By

TSP module.

For Whom

End user.

Notes

None

Remedy

Check out for the syntax of the Error Handler statements. and see if the keyword SQLSTATE is missing and if it is missing then add the keyword and resubmit.

SPL1066

Message

"%s:E(L%d), Transaction control statements ET/BT not allowed in ANSI MODE."

Explanation

The Transaction Control Statements are not allowed (ET/BT)in ANSI mode.

Generated By

TSP module.

For Whom

End user.

Notes

None

Remedy

Check whether there are any ET/BT if submitting in ANSI MODE. Remove the ET/BT if you are submitting in ANSI mode

SPL1067

Message

"%s:E(L%d), Transaction control statement COMMIT not allowed in Teradata MODE."

Explanation

Commit is given in TERADATA Mode which is invalid.

Generated By

TSP module.

For Whom

End user.

Notes

None

Remedy

If submitted in TERADATA Mode there should be no COMMIT Statements.

SPL1068

Message

"%s:E(L%d), Error in parameter list or missing parenthesis."

Explanation

Syntax error.

Generated By

TSP module.

For Whom

End user.

Notes

None

Remedy

Look out for the syntax in the parameters declaration. The Parenthesis may be missing.

SPL1069

Message

"%s:E(L%d), CALL not allowed with a LOCKING modifier."

Explanation

Wrong Usage of Locking Modifier clause.

Generated By

TSP module.

For Whom

End user.

Notes

None

Remedy

The Locking Modifier cannot be used with CALL. Locking modifier is valid only for DML's and Transaction Control Statements.

SPL1070

Message

"%s:E(L%d), Invalid usage of Locking modifier."

Explanation

Wrong Usage of Locking Modifier clause.

Generated By

TSP module.

For Whom

End user.

Notes

None

Remedy

The Locking Modifier cannot be used with CALL. Locking modifier is valid only for DML's and Transaction Control Statements.

SPL1071

Message

"%s:E(L%d), Unexpected text CREATE/REPLACE keyword"

Explanation

The CREATE/REPLACE keyword was encountered more than once. The user is trying to compile more than one SPL at a time.

Generated By

TSP module.

For Whom

End user.

Notes

None

Remedy

The CREATE/REPLACE can occur only once in a stored procedure. Check whether you are trying to compile more than one Stored Procedure at a time. Correct and resubmit.

SPL1072

Message

"%s:E(L%d), Expecting the END LABEL '%s' ."

Explanation

The termination of the Begin-End statement is improper.

Generated By

TSP module.

For Whom

End user.

Notes

None

Remedy

If you specified a label for a Begin statement see that at the end there is an end statement corresponding to the label specified.

SPL1073

Message

"%s:E, Transaction Control statements are not allowed inside Updatable Cursors."

Explanation

Transaction control (ET| BT| Commit| Rollback| Abort) statements are not allowed in Updatable Cursors

Generated By

TSP module.

For Whom

End user.

Notes

None

Remedy

The statement is in an Updatable Cursor's .change the program and recompile.

SPL1074

Message

"%s:E(L%d), Continue handler cannot have a LEAVE statement with begin label '%s'."

Explanation

The leave statement should not refer to the label associated with the Begin statement in a Continue Handler.

Generated By

TSP module.

For Whom

End user.

Notes

None

Remedy

Change the label referred by the leave statement in the Continue handler.

SPL1075

Message

"%s:E(L%d), The left parenthesis in parameter declaration is missing."

Explanation

Syntax error.

Generated By

TSP module.

For Whom

End user.

Notes

None

Remedy

The left Parenthesis is missing.

SPL1076

Message

"%s:E(L%d), The right parenthesis in parameter declaration is missing."

Explanation

Syntax error.

Generated By

TSP module.

For Whom

End user.

Notes

None

Remedy

The right Parenthesis is missing.

SPL1077

Message

"%s:E(L%d), Request larger than the maximum permissible size."

Explanation

Syntax error.

Generated By

TSP module.

For Whom

End user.

Notes

None

Remedy

The SPL request is larger than MAX_REQUEST_SIZE or SYSMAXREQSIZE. Reduce the size of this request and submit for compilation again.

SPL1078

Message

"%s:E(L%d), User is not authorized to use the DDL/DCL/Dynamic SQL statement."

Explanation

The reason is that the creator and the immediate owner of the stored procedure are not the same. Hence the DDL, DCL or dynamic SQL statement cannot be specified in the SPL source text.

Generated By

TSP module.

For Whom

End user.

Notes

None

Remedy

Ensure that either the creator and the immediate owner of the stored procedure are the same or do not use the DDL DCL and/or dynamic SQL statements in the SPL source text.

SPL1079

Message

"%s:E(L%d):S(%d), Missing/Invalid SQL statement'%s'."

Explanation

Semantic error in multi-statement request. To print statement number when using multi-statement request in SPL.

Generated By

TSP module.

For Whom

End user.

Notes

None

Remedy

Check for semantic error in SQL where it reported the error.

SPL1080

Message

"%s:E(L%d), Condition name '%s' is already defined."

Explanation

Syntax Error.

Generated By

TSP module.

For Whom

End user.

Notes

None

Remedy

The declaration has already been done. check for this and resubmit.

SPL1081

Message

"%s:E(L%d), SQLSTATE value '%s' is already defined."

Explanation

Syntax Error.

Generated By

TSP module.

For Whom

End user.

Notes

None

Remedy

The declaration has already been done. check for this and resubmit.

SPL1082

Message

"%s:E(L%d), Condition name '%s' is not defined."

Explanation

Syntax Error.

Generated By

TSP module.

For Whom

End user.

Notes

None

Remedy

Condition name is not declared. Check for this and resubmit the request.

SPL1083

Message

"%s:E(L%d), RESIGNAL statement specified outside a handler declaration."

Explanation

A RESIGNAL statement is specified outside a handler.

Generated By

TSP module.

For Whom

End user.

Notes

None

Remedy

Specify the RESIGNAL statement as a handler action statement and resubmit the stored procedure for compilation.

SPL1084

Message

"%s:E(L%d), Unexpected text '%s' in place of condition name."

Explanation

Syntax Error.

Generated By

TSP module.

For Whom

End user.

Notes

None

Remedy

Check out for the syntax of the condition name declaration.

SPL1100

Message

"%s: Unexpected text '%s' in place of LABEL '%s'."

Explanation

Not Used.

Generated By

TSP module.

For Whom

End user.

Notes

None

Remedy

N/A

SPL1101

Message

"%s:E(L%d), Unexpected text local variable in INTO clause."

Explanation

Syntax Error.

Generated By

TSP module.

For Whom

End user.

Notes

None

Remedy

The INTO Clause should have a local variable which will have the returned value put in it. The local variable is prefixed with a ":".

SPL1102

Message

"%s:E(L%d), Length of quoted string exceeding '%d'."

Explanation

The quoted string has a length more than permissible

Generated By

TSP module.

For Whom

End user.

Notes

None

Remedy

The length of the quoted string cannot exceed 255, so check for the length of the quoted string.

SPL1103

Message

"%s:E(L%d), Error in label definition corresponding to '%s'."

Explanation

Not Used.

Generated By

TSP module.

For Whom

End user.

Notes

None

Remedy

N/A

SPL1104

Message

"%s:E(L%d), Unexpected text on LHS in SET statement."

Explanation

The Set statement has wrong syntax.

Generated By

TSP module.

For Whom

End user.

Notes

None

Remedy

The LHS of a SET statement cannot be a Reserved Word or a System variable. So check whether the LHS for these and change if they are one. The LHS can be a valid identifier. The LHS cannot be any undefined variable.

SPL1105

Message

"%s:E(L%d), Cursor with name '%s' is not updatable."

Explanation

Syntax Error.

Generated By

TSP module.

For Whom

End user.

Notes

None

Remedy

The updatable cursor select statement has a join clause hence this error is generated.

SPL1106

Message

"%s:E(L%d), Unexpected text '%s' in place of for-loop-identifier or for condition."

Explanation

Syntax Error in the FOR statement.

Generated By

TSP module.

For Whom

End user.

Notes

None

Remedy

The FOR Statement should have a FOR Loop Identifier.check for the syntax of the FOR Statement.

SPL1107

Message

"%s:E(L%d), Unexpected token 'END_OF_FILE'."

Explanation

There has been a error which is not trapped by the parser.

Generated By

TSP module.

For Whom

End user.

Notes

None

Remedy

Look out if the braces match or there is an END Statement for an Iterative Statement. Look out for the proper termination of every statement.

SPL1109

Message

"%s:E(L%d), Unexpected text '%s' in place of local variable."

Explanation

Error in CALL Statement.

Generated By

TSP module.

For Whom

End user.

Notes

None

Remedy

Check if there are any parameters and if they are present then they should be prefixed with ":" as they have to be locally defined variables.

SPL1110

Message

"%s:E(L%d), Invalid or missing SQL statement type '%s'."

Explanation

Syntax Error.

Generated By

TSP module.

For Whom

End user.

Notes

None

Remedy

There is error in the update/delete SQL Statements. Look Out for the syntax of The SQL's.

SPL1111

Message

"%s:E(L%d), Symbol name '%s' must not begin with 'a#'."

Explanation

The symbol name began with (a#).

Generated By

TSP module.

For Whom

End user.

Notes

None

Remedy

Check whether the symbol name begins with (a#). Correct it and Resubmit.

SPL1112

Message

"%s:E(L%d), Missing 'SET' keyword."

Explanation

The CHARACTER keyword is not followed by the SET keyword.

Generated By

TSP module.

For Whom

End user.

Notes

None

Remedy

The CHARACTER keyword should be followed with the SET keyword in the parameters declaration. So look out for this and correct it.

SPL1113

Message

"%s:E(L%d), Missing CHARACTER SET type."

Explanation

Not Used.

Generated By

TSP module.

For Whom

End user.

Notes

None

Remedy

N/A

SPL1114

Message

"%s:E(L%d), Invalid CHARACTER SET type '%s'."

Explanation

Syntax Error.

Generated By

TSP module.

For Whom

End user.

Notes

None

Remedy

Look out for the CHARACTER SET statement and see that the type is a valid character set type in the teradata.

SPL1115

Message

"%s:E(L%d), Unexpected text CHARACTER SET in DECLARE statement."

Explanation

The CHARACTER SET is used in the declare statement.

Generated By

TSP module.

For Whom

End user.

Notes

None

Remedy

The declare statement cannot have a CHARACTER SET statement. Check for this and correct.

SPL1117

Message

"%s: Undo declare handler not allowed in NON ATOMIC BLOCK."

Explanation

UNDO declare handler is given in a non-atomic block.

Generated By

TSP module.

For Whom

End user.

Notes

None

Remedy

Look whether the block is NON Atomic then change the declare handler to what is valid in NON Atomic.

SPL1118

Message

"%s:E(L%d), Transaction control statements not allowed in ATOMIC block."

Explanation

Transaction Control Statements are given in the Atomic Block.

Generated By

TSP module.

For Whom

End user.

Notes

None

Remedy

The Transaction Control Statements are not allowed in a Atomic Block check for this and correct this error.

SPL1119

Message

"%s:E(L%d), SQLException/SQLWarning/NOT FOUND generic handler already defined."

Explanation

Multiple Declaration of action for SQLException.

Generated By

TSP module.

For Whom

End user.

Notes

None

Remedy

The action part for the Generic Handler SQLException can be defined only once.

SPL1120

Message

"%s:E(L%d), Updatable cursors not allowed in Teradata session mode."

Explanation

Updatable Cursors is given in Teradata Session Mode.

Generated By

TSP module.

For Whom

End user.

Notes

None

Remedy

The Updatable Cursors are not allowed in Teradata Session Mode check for this and correct the error and resubmit.

SPL1121

Message

" ""%s:E(L%d), Invalid DELETE statement; not supported in SPL. "" "

Explanation

The Delete statement specified in line number is not a valid SPL statement.

Generated By

TSP module.

For Whom

End user.

Notes

None

Remedy

The Delete statement given is not SPL supported. Check the manual and resubmit with the corrections.

SPL1122

Message

"%s:E(L%d), '%s' contains translation error."

Explanation

The tsp subsystem encountered problems while translating the input.

Generated By

TSP module.

For Whom

End user.

Notes

None

Remedy

The input submitted has some untranslatable characters. Please correct and resubmit.

SPL1126

Message

"%s:E(L%d), Illegal attempt to modify '%s' field in diagnostics area."

Explanation

The user attempted to change the values of `CONDITION_NUMBER`, `RETURNED_SQLSTATE`, `CONDITION_IDENTIFIER`, or `MESSAGE_LENGTH` in a `SIGNAL` or `RESIGNAL` statement, which is not allowed. The user may also have attempted to modify `CLASS_ORIGIN` or `SUBCLASS_ORIGIN` in a `SIGNAL` or `RESIGNAL` statement when an `SQLSTATE` value is used or a condition name is used that has an associated `SQLSTATE` value. The `%s` contains any one of the above condition information items.

Generated By

TSP module.

For Whom

End user.

Notes

None

Remedy

Correct the `SIGNAL` or `RESIGNAL` statement based on the field mentioned in the error message and resubmit the stored procedure for compilation.

SPL1127

Message

"%s:E(L%d), Illegal attempt to modify '%s' more than once in `SIGNAL` or `RESIGNAL` statement."

Explanation

The statement information item or condition information item is specified more than once in the same `SIGNAL` or `RESIGNAL` statement. The first `%s` contains the statement information or condition information.

Generated By

TSP module.

For Whom

End user.

Notes

None

Remedy

Correct the SIGNAL or RESIGNAL statement based on the field mentioned in the error message and resubmit the stored procedure for compilation.

SPL1128

Message

"%s:E(L%d), Data type of '%s' is not compatible with statement or condition information item."

Explanation

This error is reported when the datatype of the local variable| parameter| or cursor alias is not compatible with the condition number, condition information item name, or the statement information item name specified in the statement. This error may be reported for GET DIAGNOSTICS, SIGNAL, or RESIGNAL statements. The first %s contains the name of the local variable, parameter, or cursor alias used in the statement. The second %s contains the condition information item name, or statement information item name specified in the statement.

Generated By

TSP module.

For Whom

End user.

Notes

None

Remedy

Correct the statement in the stored procedure definition and resubmit the stored procedure for compilation

SPL1129

Message

"%s:E(L%d), Unexpected text '%s' in place of statement or condition information item name."

Explanation

This error is reported when left hand side of the set signal information in a SIGNAL or RESIGNAL statement is not a statement or condition information item name. This error is also reported when the right hand side of a statement or condition information item in a GET DIAGNOSTICS statement is not a statement or condition information item name. The first %s contains the name of the symbol used in the statement. The second %s contains condition or statement depending on the context.

Generated By

TSP module.

For Whom

End user.

Notes

None

Remedy

Correct the statement reporting the error and resubmit the stored procedure for compilation.

SPL1130

Message

"%s:E(L%d), Invalid data for condition number."

Explanation

The user specified NULL or a value less than one or greater than the number of conditions that can be saved in the diagnostics area, in an GET DIAGNOSTICS statement

Generated By

TSP module.

For Whom

End user.

Notes

None

Remedy

Correct the value of the condition number in the GET DIAGNOSTICS statement and resubmit the stored procedure for compilation.

SPL1132

Message

"%s:E(L%d), '%s' cursor is not specified as scrollable."

Explanation

The cursor is not specified as scrollable whereas fetch orientation is specified as FIRST.

Generated By

TSP module.

For Whom

End user.

Notes

None

Remedy

The cursor should be specified as scrollable. Please correct and resubmit

SPL1134

Message

"%s:E(L%d), Invalid data for CLASS_ORIGIN or SUBCLASS_ORIGIN."

Explanation

The user specified 'ISO 9075' or 'Teradata' for CLASS_ORIGIN or SUBCLASS_ORIGIN in set signal information. These values are reserved for SQLSTATE values whose CLASS is defined in ISO standards or is implementation defined.

Generated By

TSP module.

For Whom

End user.

Notes

None

Remedy

Modify the value specified for CLASS_ORIGIN or SUBCLASS_ORIGIN in the statement reporting the error and resubmit the stored procedure for compilation.

SPL1135

Message

"%s:E(L%d), Invalid fetch orientation specified in the Fetch statement."

Explanation

Invalid fetch orientation specified or FROM keyword is missing after the fetch orientation.

Generated By

TSP module.

For Whom

End user.

Notes

None

Remedy

Valid fetch orientation are FIRST and NEXT. Please correct and resubmit.

SPL1136

Message

"%s:E(L%d), WITH...BY clause cannot be specified in cursor select statement."

Explanation

The cursor select statement should not contain any WITH...BY clause.

Generated By

TSP module.

For Whom

End user.

Notes

None

Remedy

Remove the WITH..BY clause from the cursor select statement. Please correct and resubmit.

SPL1137

Message

"%s:E(L%d), Undefined label '%s'."

Explanation

The label is not declared.

Generated By

TSP module.

For Whom

End user.

Notes

None

Remedy

Check out if the label is defined or not. Also check if the label is a Reserved Keyword and see whether a Reserved keyword is valid or not.

SPL1138

Message

"%s:E(L%d), Blank name in place of an identifier."

Explanation

The identifier name is empty.

Generated By

TSP module.

For Whom

End user.

Notes

None

Remedy

The identifier name has to contain at least one valid Teradata character. Please correct and resubmit.

SPL1139

Message

"%s:E(L%d), INTO list not allowed in a CURSOR SELECT statement."

Explanation

INTO clause cannot be specified in a CURSOR SELECT statement.

Generated By

TSP module.

For Whom

End user.

Notes

None

Remedy

Do not use a SELECT INTO statement in the cursor definition statement. Please correct and resubmit.

SPL1140

Message

"%s:E(L%d), NULL list not allowed in a Dynamic SQL statement."

Explanation

NULL list cannot be specified in a Dynamic SQL statement.

Generated By

TSP module.

For Whom

End user.

Notes

None

Remedy

Dynamic SQL statement must have a request. Please correct and resubmit

SPL1141

Message

"%s:E(L%d), %s is not allowed in a multi-statement request."

Explanation

The specified statement is not allowed in a multi-statement request within stored procedure

Generated By

TSP module.

For Whom

End user.

Notes

None

Remedy

SPL statements cannot be specified in multi-statement request. Please correct and resubmit.

SPL1142

Message

"%s:E(L%d), Dynamic SQL statement must be the only statement in a multi-statement request."

Explanation

If Dynamic SQL statement is specified in multi-statement request within stored procedure, it should be the only statement.

Generated By

TSP module.

For Whom

End user.

Notes

None

Remedy

Dynamic SQL statement cannot be submitted in a list in multi-statement request. Please correct and resubmit

SPL1143

Message

"%s:E(L%d), Unexpected text '%s' in place of Keyword PRINT."

Explanation

Syntax Error.

Generated By

TSP module.

For Whom

End user.

Notes

None

Remedy

Check the syntax and look out for the missing key word PRINT.

SPL1144

Message

"%s:E(L%d), Unexpected SPLkeyword '%s'."

Explanation

SPL Keywords cannot be used as Label names, variable names, for loop ids, cursor names and parameter names

Generated By

TSP module.

For Whom

End user.

Notes

None

Remedy

Modify the name and resubmit.

SPL1145

Message

"%s:E(L%d), Unexpected text '%s' in place of Keyword READ."

Explanation

Syntax Error.

Generated By

TSP module.

For Whom

End user.

Notes

None

Remedy

Check the syntax and look out for the missing key word READ.

SPL1146

Message

"%s:E(L%d), PREPARE/EXECUTE/EXECUTE IMMEDIATE statements must be the only statement in a multi-statement request."

Explanation

If PREPARE/EXECUTE/EXECUTE IMMEDIATE is specified in multi-statement request within stored procedure, it should be the only statement.

Generated By

TSP module.

For Whom

End user.

Notes

None

Remedy

PREPARE/EXECUTE/EXECUTE IMMEDIATE statements cannot be submitted in a list in multi-statement request. Please correct and resubmit

SPL2001

Message

"%s:E(L%d), Undefined symbol '%s'."

Explanation

The symbol is not declared.

Generated By

TSP module.

For Whom

End user.

Notes

None

Remedy

Check out if the symbol is defined or not. If the symbol is defined then check out the syntax for the previous statement. Also check if the symbol is a Reserved Keyword and see whether a Reserved keyword is valid or not.

SPL2003

Message

"%s:E(L%d), Expression in cursor SELECT specification is not aliased."

Explanation

Not Used.

Generated By

TSP module.

For Whom

End user.

Notes

None

Remedy

N/A

SPL2004

Message

"%s:E(L%d), Unexpected text '%s' on RHS."

Explanation

Not Used.

Generated By

TSP module.

For Whom

End user.

Notes

None

Remedy

N/A

SPL2005

Message

"%s: Semantic error."

Explanation

Not Used.

Generated By

TSP module.

For Whom

End user.

Notes

None

Remedy

N/A

SPL2006

Message

"%s:E(L%d), Multiple definition of '%s'."

Explanation

Syntax Error.

Generated By

TSP module.

For Whom

End user.

Notes

None

Remedy

The declaration has already been done. check for this and resubmit.

SPL2007

Message

"%s:E(%d), Unknown statement type."

Explanation

Syntax Error.

Generated By

TSP module.

For Whom

End user.

Notes

None

Remedy

The Action for the statement is not handled.

SPL2008

Message

"%s:E(%d), Invalid/Blank cursor name or extra text after cursor name."

Explanation

Syntax Error.

Generated By

TSP module.

For Whom

End user.

Notes

None

Remedy

Modify the statement to use a valid cursor name.

SPL2009

Message

"%s:E(L%d), INTO list not allowed in the SQL statement."

Explanation

INTO clause cannot be specified in the SQL statement.

Generated By

TSP module.

For Whom

End user.

Notes

None

Remedy

Do not use a SELECT INTO statement in a sub-query. Please correct and resubmit.

SPL2010

Message

"%s:E(L%d), Variable of CHARACTER type expected in PREPARE or EXECUTE IMMEDIATE statement."

Explanation

Variable of CHAR/VARCHAR datatype is expected in PREPARE statement and also in EXECUTE IMMEDIATE statement.

Generated By

TSP module.

For Whom

End user.

Notes

None

Remedy

Do not use any datatype other than CHAR/VARCHAR. Please correct and resubmit.

SPL2011

Message

"%s:E(L%d), EXECUTE IMMEDIATE is not valid with USING clause."

Explanation

EXECUTE IMMEDIATE is not valid with USING clause.

Generated By

TSP module.

For Whom

End user.

Notes

None

Remedy

Use PREPARE and EXECUTE for USING.

SPL3001

Message

"%s: Internal error. Not able to perform file i/o for file '%s'."

Explanation

The file '<name>' could not be opened.

Generated By

TSP module.

For Whom

End user.

Notes

None

Remedy

Verify the file name specified in the request and resubmit it.

SPL3002

Message

"%s: Internal error. Not able to allocate memory for '%s'."

Explanation

Lack of Space or Some other internal error.

Generated By

TSP module.

For Whom

End user.

Notes

None

Remedy

Resubmit or consult the administrator.

SPL4002

Message

"%s: Stored procedure creation error '%s'."

Explanation

Error from the Server.

Generated By

TSP module.

For Whom

End user.

Notes

None

Remedy

Check the error message and act accordingly.

SPL4003

Message

"%s: Internal error."

Explanation

Some system internal error.

Generated By

TSP module.

For Whom

End user.

Notes

None

Remedy

Consult the administrator.

SPL5000

Message

"%s:W(L%d), %s"

Explanation

Warning message for generic cases like Object doesn't exist, ambiguous in column names of query, user does not have required access rights to perform the operation, incorrect use of ANSI statement, etc. Please note that the stored procedure is created in this case.

Generated By

TSP module.

For Whom

End user.

Notes

None

Remedy

Warning can be ignored for now as the stored procedure is created. Please fix these warnings before stored procedure execution to run the stored procedure successfully.

SPL5001

Message

"%s:W(L%d), %s"

Explanation

Warning when PRINT SPL statement is used in the SPL text.

Generated By

TSP module.

For Whom

End user.

Notes

None

Remedy

Ignore the warning. Please note that PRINT SPL statement will not produce any output in this release.

SPL5002

Message

"%s:W(L%d):S(%d), %s"

Explanation

Warning reported for a multi-statement request. It contains the statement number to identify the exact SQL statement for which the validation had failed.

Generated By

TSP module.

For Whom

End user.

Notes

None

Remedy

Check for semantic error in SQL where it reported the error.

SPL5003

Message

"%s:E(L%d), EXECUTE statement '%s' is not valid with Dynamic cursor."

Explanation

EXECUTE not valid for Dynamic declare cursor.

Generated By

TSP module.

For Whom

End user.

Notes

None

Remedy

Do not declare the dynamic cursor if you use EXECUTE stmt on PREPARED stmt. (or) If you want to use dynamic cursor use OPEN instead of EXECUTE stmt.

SPL5004

Message

"%s:E(L%d), Referring to undefined statement '%s'."

Explanation

PREPARE/EXECUTE refers to a statement name that doesn't exist.

Generated By

TSP module.

For Whom

End user.

Notes

None

Remedy

If PREPARE statement reports compilation error then make sure that the DECLARE CURSOR statement is compiled without any errors. If EXECUTE statement reports error PREPARE the statement being executed first.

SPL5005

Message

"%s:E(L%d), FETCH not allowed for a WITH RETURN ONLY cursor '%s'."

Explanation

FETCH is not allowed on a Cursor declared as WITH RETURN ONLY.

Generated By

TSP module.

For Whom

End user.

Notes

None

Remedy

Remove the ONLY clause.

SPL5006

Message

"%s:E(L%d), Dynamic cursor '%s' can't be an updatable cursor."

Explanation

A dynamic cursor is not allowed to be an updatable cursor.

Generated By

TSP module.

For Whom

End user.

Notes

None

Remedy

Remove the FOR UPDATE clause.

SPL5007

Message

"%s:W(L%d):S(%d), %s"

Explanation

EXECUTE IMMEDIATE is not valid with USING.

Generated By

TSP module.

For Whom

End user.

Notes

None

Remedy

Use PREPARE and EXECUTE for USING.

SPL5008

Message

"%s:E(L%d), The number of dynamic result sets must be between 0 and 15."

Explanation

the number of dynamic result sets must be between 0 and 15.

Generated By

TSP module.

For Whom

End user.

Notes

None

Remedy

Specify the number of dynamic result sets within the proper range

SPL5009

Message

"%s:E(L%d), Dynamic cursor '%s' is not allowed with WITHOUT RETURN"

Explanation

In dynamic cursor WITHOUT RETURN clause is not allowed.

Generated By

TSP module.

For Whom

End user.

Notes

None

Remedy

Remove the WITHOUT RETURN clause.

SPL5010

Message

"%s:E(L%d), Using is not allowed in cursor '%s'."

Explanation

Using clause in OPEN statement is allowed in dynamic cursors only.

Generated By

TSP module.

For Whom

End user.

Notes

None

Remedy

Remove the USING clause in OPEN or declare cursor as dynamic cursor.

SPL5011

Message

"%s:E(L%d), WITH RETURN option is not supported in this release."

Explanation

WITH RETURN option is not supported in 7.0 release.

Generated By

TSP module.

For Whom

End user.

Notes

None

Remedy

Remove the WITH RETURN or use WITH RETURN ONLY.

SPL5012

Message

"%s:W(L%d), %s"

Explanation

WITH RETURN on a cursor select statement is used without defining the DYNAMIC RESULT SETS value or the value is 0.

Generated By

TSP module.

For Whom

End user.

Notes

None

Remedy

Define the DYNMAIC RESULT SETS value.

SPL5013

Message

"%s:W(L%d), Identifier (%s) reference is ambiguous and will be treated as local variable during execution."

Explanation

Identifiers used in the statement are ambiguous because the underlying objects referred in the statement do not exist and matching parameter or local variable exist within in the same scope. Hence the identifiers which could have resolved to column references if the object exists, are treated as parameter or local variables.

Generated By

TSP module.

For Whom

End user.

Notes

None

Remedy

Change the statement to use non-ambiguous column names and parameter or local variable names and recreate the procedure.

SPL5014

Message

"%s:W(L%d), There is no handler defined for condition name (%s) in SIGNAL/RESIGNAL statement. "

Explanation

There is no corresponding handler defined for condition name or SQLSTATE value used in SIGNAL or RESIGNAL statement.

Generated By

TSP module.

For Whom

End user.

Notes

None

Remedy

Change the SIGNAL or RESIGNAL statement.

SPL5015

Message

"%s:W(L%d), Condition name (%s) is not declared."

Explanation

Condition name not declared in a stored procedure definition.

Generated By

TSP module.

For Whom

End user.

Notes

None

Remedy

Change the SIGNAL or RESIGNAL statement (or) declare the condition name mentioned in these statements.

SPL5016

Message

"%s:E(L%d), The SQL SECURITY option can either be DEFINER"

Explanation

The valid SQL SECURITY options are DEFINER|INVOKER|OWNER and CREATOR.

Generated By

TSP module.

For Whom

End user.

Notes

None

Remedy

Specify a valid SQL SECURITY option.

SPL5017

Message

"%s:E(L%d), Expecting keyword SECURITY."

Explanation

The syntax of the SQL security clause is: SQL SECURITY [DEFINER | INVOKER | OWNER
| CREATOR]

Generated By

TSP module.

For Whom

End user.

Notes

None

Remedy

Correct the syntax of the SQL SECURITY clause.

Additional Information

Teradata Links

| Link | Description |
|---|--|
| https://docs.teradata.com/ | Search Teradata Documentation, customize content to your needs, and download PDFs. Customers: Log in to access Orange Books. |
| https://support.teradata.com | One-stop source for Teradata community support, software downloads, and product information. Log in for customer access to: <ul style="list-style-type: none">• Community support• Software updates• Knowledge articles |
| https://www.teradata.com/University/Overview | Teradata education network |
| https://support.teradata.com/community | Link to Teradata community |